

PCE

Connection
to the future



Industrial Plugs and Sockets

2024/25

MADE IN AUSTRIA





























PC ELECTRIC GesmbH / 4973 St. Martin i.I. / Austria

PCE

Connection
to the future

Contents

Page

	Information	2 - 15	
	Industrial plugs and sockets 16A – 125A Plugs, angled plugs, wall mounted plugs, flanged plugs, phase inverters, connectors, accessories	16 - 57	
	CEE wall and flanged sockets 16A – 125A Wall sockets, flanged sockets straight / sloping, CEE design sockets	58 - 105	
	Switched interlocked sockets Compact series, with DIN-rail, with fuse	106 - 123	
	Special plugs and sockets Extra-low voltage plugs and sockets, plugs and sockets 7-poles, container, CEE plugs and sockets 1h, caravan, multiple-sockets outlet, adaptors	124 - 159	
	Plugs and sockets with earth contact S-Nova, P-Nova plus, data sockets, Nautilus watertight, Taurus2, Top Taurus2, 3-way connectors	160 - 201	
	Protect - Check - Switch PRCD-S+, PRCD-K+, CEE diagnostic plug, CEE current measurement plug, adaptors, CEE plugs with switch, motor protection plugs	204 - 225	
	Event technology - Midnight Series Camouflage Series	226 - 251	
	Wall mounted distribution boxes empty distribution boxes, PV-BOX DC	252 - 287	
	Mobile distribution boxes compact distribution boxes, distribution boxes with suspension hook, eMobility, hinged windows, energy pillars	288 - 347	
	LED hand lamps, LED work lights	348 - 355	
	Cable reels Cable rewinder, CEE extension cables, cable protector bridges	356 - 363	
	Index	364 - 378	

PC Electric GesmbH

>1000

EMPLOYEES
throughout the PCE Group

>24

MILLION
plugs and sockets per year



Connection
to the future

PCE is a world leader in the development and production of industrial plugs and sockets with an export share of over 80%!

Since the first production of CEE plugs and sockets in 1973 the company continued to develop and to become an international group of companies.

PCE offers a wide range of high quality products for various applications in the electrical installation sector. The range is constantly updated and currently includes approximately 22.000 items. In addition to our standard products PCE is able to produce customer-specific configurations on modern injection molding and metal processing plants within a few days.

High level of quality (ISO 9001:2015 Certification), flexibility and constant innovation of products and processes are among the most important factors of our successful customer-oriented strategy.

Speed is top priority! Rapid delivery times and reliability through efficient manufacturing methods and uncomplicated order processing have been appreciated by our customers for years.

Continuous innovation of products and processes paired with the close cooperation with our customers makes PCE a strong, worldwide partner for the professional use of industrial plugs and sockets in electrical installation!

>80%

EXPORT RATE

to more than 100 countries worldwide



MERZ GmbH

Gaildorf (DE)

- Assemblies for construction sites
- Event distributors
- Underfloor distributors



Switch to Quality!

MERZ Schaltgeräte GMBH + CO KG

Gaildorf (DE)

- Cam switches
- Disconnect switches
- DC-switches



PCE Polska Sp. z o.o.

Dzierżoniów (PL)

- Industrial plugs and sockets
- Distribution boxes
- Cable reels



PC Electric GesmbH

St. Martin (AT)

- Industrial plugs and sockets
- Distribution boxes
- Protection devices
- eMobility charging infrastructure



SÄLZER Electric GmbH

Rochlitz (DE)

- Disconnect switches
- Rotary cam switches



Brandt GmbH

Inzersdorf (AT)

- Tool and mould making



PCE Lanka Limited

Colombo (Sri Lanka)

- Production / Sales



MOSER Systemelektrik GmbH

Gaildorf (DE)

- Connection columns
- Underfloor systems, retractable supply posts
- Stainless steel distributors





Connection
to the future

QUALITY MANAGEMENT

- Production according to international standards (ISO 9001:2015 Certification)
- High quality

RESEARCH & DEVELOPMENT

- Cost-effective and innovative manufacturing
- Numerous patent applications

CUSTOMER FOCUS

- Reliable service
- Perfect price-performance
- Functional design
- Tailor-made solutions
- Short delivery times

GLOBAL PRESENCE

- >80% export
- Global alliances
- Fast and reliable network structures





SUSTAINABILITY

■ For us, sustainability is not just a trendy word for saving costs. For us, it has been a principle of action since the beginning for the conscious and mindful use of resources in our daily work.

With the optimization of our infrastructure (380kWp PV system, use of local geothermal energy, closed process water cycles, LED lighting,...) as well as targeted measures such as the avoidance of plastic packaging, just-in-time production and the use of recyclable raw materials, we are continuously taking important steps to sustainably improve our ecological footprint.

We take responsibility for a better future and think carefully about the long-term impact of the things we do.

Information

■ CERTIFICATION ACCORDING TO ISO 9001 : 2015

The PCE quality management system has been certified according to the standard ISO 9001 : 2015!

■ CE-MARKING – LOW VOLTAGE GUIDELINE



Purpose:

- mainly a symbol for free trade in the European Community,
- if a product has been traded legally in one of the member countries, it can be traded legally in the whole Community,
- no quality mark or grade labelling,
- no sign of conformity to standards; to a certain extent a safety mark, because it indicates the compliance to the fundamental safety requirements.

The guidelines determine only basic requirements the products have to meet.

The essential points for the CE-identification are:

- it is obligatory for the producer or the EEC importer to put on the CE-identification label,
- the producer, EEC-importer must hold the engineering data for the disposal of the authorities.
- standard marks of conformity are permissible besides the CE-identification but no longer necessary.

Applicable directives:


RoHS DIRECTIVE 2011/65/EU OF THE EUROPEAN PARLIAMENT AND OF THE COUNCIL of June 8th 2011 on the restriction of the use of certain hazardous substances in electrical and electronic equipment

EMC DIRECTIVE 2014/30/EU OF THE EUROPEAN PARLIAMENT AND OF THE COUNCIL of February 26th 2014 on the harmonisation of the laws of the Member States relating to electromagnetic compatibility

LVD DIRECTIVE 2014/35/EU OF THE EUROPEAN PARLIAMENT AND OF THE COUNCIL of February 26th 2014 on the harmonisation of the laws of the Member States relating to the making available on the market of electrical equipment designed for use within certain voltage limits

■ APPROVALS - THE QUALITY MARKS

There has been created a IECEE CB method for mutual recognition of national approvals. PCE has tested all important products according to this method. An outline of certificates obtained is listed below for reference:



■ CEE and IEC

The term „CEE“ generally refers to Industrial Plugs and Sockets that comply with International Standard IEC 60309. CEE is the abbreviation of „International Commission on rules for the approval of Electrical Equipment“.

■ CONFORMITY TO STANDARDS

CEE plugs and sockets are internationally normalized by **IEC 60309-1**, **IEC 60309-2** and **IEC 60309-4** equivalent to the **European Norms EN IEC 60309-1**, **EN IEC 60309-2** and **EN IEC 60309-4**.

IEC is the „International Electrotechnical Commission“ - which is the world organization for international standardization of electrical equipment.

■ CENELEC

European Committee for Electrotechnical Normalization- members are the national electrotechnical committees from Austria, Belgium, Bulgaria, Czech Republic, Croatia, Cyprus, Denmark, Germany, Estonia, Finland, France, Greece, Hungary, Ireland, Iceland, Italy, Latvia, Lithuania, Luxemburg, Malta, Republic of North Macedonia, Netherlands, Norway, Poland, Portugal, Romania, Serbia, Slovenia, Slovakia, Sweden, Switzerland, Spain, Turkey and the United Kingdom.


■ SYSTEM

The standard CEE plugs and sockets according to IEC 60309-2 respectively EN IEC 60309-2 are designed in their main dimensions in a way that plugs and sockets with the same rated currents, nominal working voltage ranges, the same number of poles and frequency of different producers are compatible.

In order to prevent the insertion of plugs and sockets of different voltages and frequencies, 12 positions of the earthing contact are assigned to the polarizing slot of the skirt of a socket.

The number with the following letter „h“ indicates the position of the earth contact tube, comparing the frontside of the socket or connector with the face of a clock. The keyway is situated at 6 o'clock (see page 9).

■ USE OF THE ACCESSORIES (TERMINOLOGY)



Information

PILOT CONTACT

The pilot contact for levels of current from 63A to 125A is an auxiliary contact (with delayed close when inserted and leading open when pulled) and is used as an electrical interlock. An interlock prevents inserting and pulling under load. CEE connectors and socket-outlets with pilot contact have longer phase contacts and do not guarantee safety from finger-touch. This must be done by an interlock.

Technical data:

Connection type:	Screw terminals
Wire flexible [mm ²]	1- 2,5
solid [mm ²]	1- 4
Contact screws [Ncm]	100 Ncm
Rated current	2A

As PCE CEE plugs and sockets have sufficient switching capacity, the CEE couplings and socket-outlets are supplied as standard without a pilot contact and shorter phase contact with protection from finger-touch.

PCS (PILOT CONTACT SYSTEM)

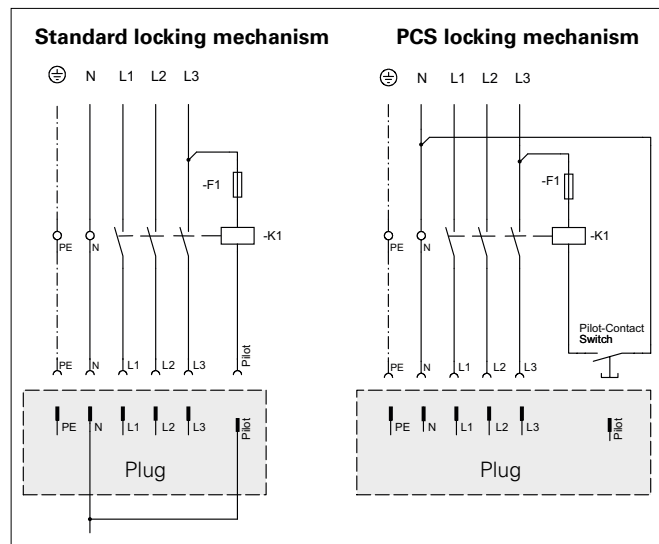
The PCS is a built-in auxiliary contact, used only for 63A and 125A connectors and socket-outlets, for protective electrical interlocking or for additional control purposes, with isolated connection in the socket-outlet. CEE connectors and sockets have longer phase contacts and guarantee no finger protection; this must be fulfilled by a locking.

The PCS provides the following advantages:

- no special cable required for the plug
- isolated inserting and pulling

Technical datas:

- contacts: silver-coated
- wires: 2x YF 1.5qmm 450mm
- rated current: 2A



TERMINAL CROSS-SECTION, DISMANTLING AND STRIPPING LENGTH

Recommended datas for PCE products

Rated current	Terminal cross-section		Dismantling length [mm]	Stripping length [mm]
	wire flexible [mm ²]	wire solid (single or stranded) [mm ²]		
16A- CEE	1 – 2,5	1 – 4	50	10 – 12
32A- CEE	2,5 – 6	2,5 – 10	50	12 – 14
63A- CEE	6 – 16	6 – 25	100	15 – 18
125A- CEE	16 – 50	16 – 70	100	24 – 27
16/32A - extra low voltage <50V	1 – 10	1,5 – 10	70	14 – 16
S-Nova	1 ^{*)} – 2x2,5	1 – 2x2,5		8 – 10
S-Nova (screwless)	1 ^{*)} – 2x2,5	1 – 2x2,5		8 – 14
P-Nova Plus	1 ^{*)} – 2x2,5	1 – 2x2,5		8 – 10
Series Taurus and TopTaurus plugs	0,75 – 2,5		30	7
Series Taurus and TopTaurus connectors	1 – 2,5		30	7
Taurus and TopTaurus 3-way connectors	1 – 2,5		30	7
Nautilus plugs and connectors	1 – 2,5		30	7
Nautilus flanged sockets	1 ^{*)} – 2x2,5	1 – 2x2,5		7

*) End sleeves must be used!

POSITION OF THE EARTHING CONTACT ACC. TO IEC / EN IEC 60309-2 – SERIES I

Voltage V	Frequency Hz	16A / 32A / 63A / 125A		
		2P+E (3p)	3P+E (4p)	3P+N+E (5p)
57/100 to 75/130	50 and 60			4
100 to 130	50 and 60	4	4	
120/208 to 144/250	50 and 60			9
200 to 250	50 and 60	6	9	
200/346 to 240/415	50 and 60			6
220/380 250/440	50 60			3
250/440 to 265/460	60			11
277/480 to 288/500	50 and 60			7
347/600 to 400/690	50 and 60			5
380 to 415	50 and 60	9	6	
380 440	50 60		3	
440 to 460	60		11	
480 to 500	50 and 60	7	7	
600 to 690	50 and 60		5	
1000	50 and 60		8	8
> 50	100 to 300	10	10	10
> 50	>300 to 500	2	2	2
> 50 to 250	DC	3		
> 250	DC	8		
supply by isolating transformer	50 and 60	12	12	12
All rated operating voltage and/or frequencies not covered by other configurations.		1	1	1

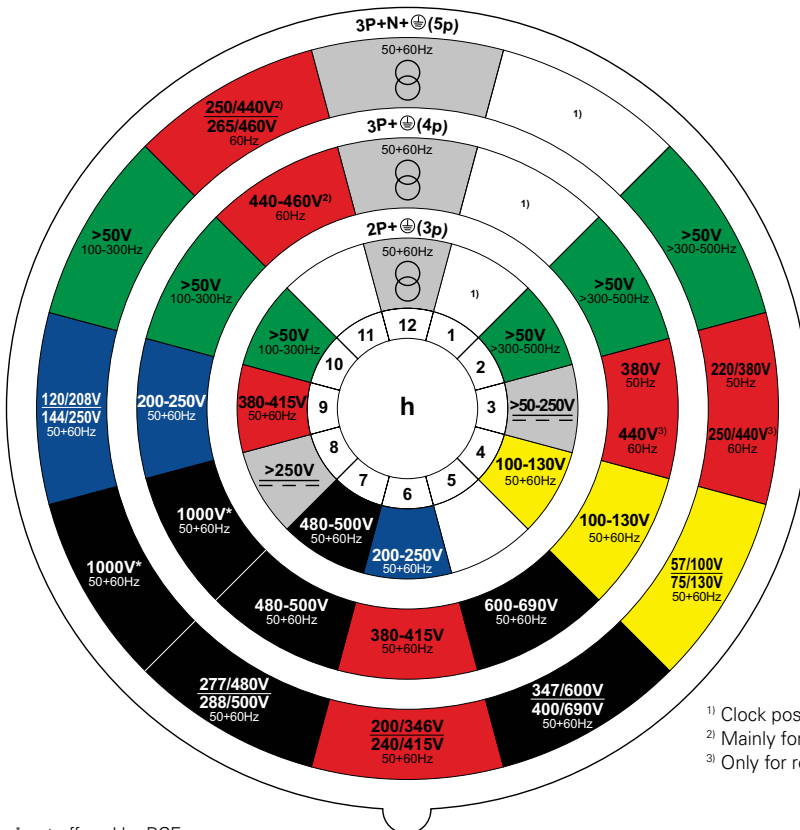
COLOR CODES:

For ease of identification of the various voltages and frequencies all CEE plugs and sockets are color coded:

Rated operating voltage:	Color code:
20-25V	violet
40-50V	white
100-130V	yellow
200-250V	blue
380-480V	red
500-1000V	black
>50V (100-500Hz)	green
no color code	grey

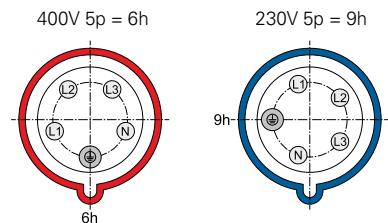
INTERNATIONAL RATING – SERIES I

for appliances >50V – details see table above



Position of the earthing contact.
View: frontside socket-outlet

Example:



- 1) Clock position not standardized and free for use for special applications
- 2) Mainly for ship installations
- 3) Only for refrigerated containers

* not offered by PCE

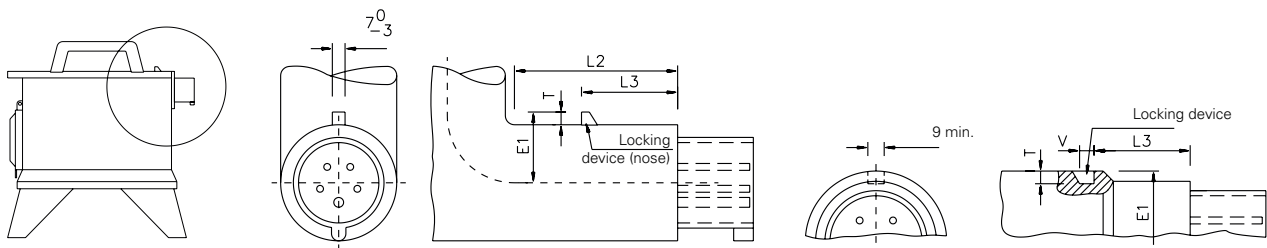
Information

LOCKING DEVICE

A locking device prevents unintended withdrawal by locking the hinged lid in a lug/cavity or a bayonet system with a bayonet ring. According to IEC 60309-2 and EN IEC 60309-2 the following locking devices have to be provided:

rated current	protection degree	sockets and connectors	plugs and appliance plugs
16A and 32A	IP44	hinged lid	lug/cavity
16A and 32A	IP67	bayonet system	lug/cavity and bayonet ring
63A and 125A	IP67	bayonet system	bayonet ring

Extract from the standard EN IEC 60309-2 for plugs and flanged plugs:



Positioning table (in mm):

		E1	L2	L3 (IP44)	L3 (IP67)	T	V
16	3	29-31	≥75	40-41	37-38	≥4	≥8
16	4	33-35	≥80	46-47	43-44	≥5	≥8
16	5	37-39	≥90	52-53	49-50	≥7	≥8
32	3	39-41	≥90	53-54	50-51	≥7	≥8
32	4	39-41	≥90	53-54	50-51	≥7	≥8
32	5	44-46	≥105	58,5-60	55,5-57	≥8	≥9

CONTACTS

The contacts are made of a copper-zinc alloy. The most important features are:

- high electric conducting capacity 15 MS/m ($m/\Omega \text{ mm}^2$)
- high resistance to extension up to 500 N/mm² (MPa);
- high corrosion resistance in areas of: industrial atmosphere, agriculture,...
- with nickel-plated contacts increased corrosion resistance in areas of: seawater, steam, sulphur hydrides, agriculture, dairies.
- conform to RoHS-directiv 2011/65/EU

PCE sockets 63A and 125A have a CuBe lamellar spring for a well contacting and anti-corrosion contacts.

TEMPERATURES

Ambient temperature: Plugs and socket-outlets complying with IEC 60884 should be suitable for use at ambient temperatures not normally exceeding +40 °C, but their average over a period of 24 h does not exceed +35 °C, with a lower limit of the ambient air temperature of -5 °C.

IEC 60309 and EN IEC 60309 apply to CEE plugs and sockets which are used at an ambient temperature that does not normally exceed the range from -25°C to +40°C.

Temperature resistance: PCE safety plugs and sockets themselves have a temperature resistance up to +70°C (100°C for 1 hour).

PCE CEE plugs and sockets themselves have a temperature resistance of -25°C to +80°C (100°C for 1 hour).

IK-CODE:

The IK code is a coding system according to EN 62262 respectively IEC 62262, which defines the degree of protection provided by an enclosure against damaging mechanical loads.

Each characteristic numerical group of the IK Code represents a load energy value as per the table:

IK-Code	IK01	IK02	IK03	IK04	IK05	IK06	IK07	IK08	IK09	IK10
Load energy in joule	0,14	0,2	0,35	0,5	0,7	1	2	5	10	20

■ PLASTIC MATERIAL

Our plugs and sockets are produced from POLYAMIDE 6 as well as PC/ABS.
The main characteristics of these materials are:

- excellent impact resistance combined with high rigidity and solidity
- high thermal stability (self-extinguishing)
- very good insulating qualities
- high disruptive strength
- high abrasion resistance
- high weathering resistance
- UV-resistance according ISO 4892-2
- very good chemical resistance to various chemicals
- free from cadmium and halogen (fluorine, chlorine, bromine, iodine, astatine)
- conform to RoHS-directive 2011/65/EU

PCE – overview chemical resistance:

Chemicals	Concentration	Resistance	
		PA6	PC/ABS
Aceton		✓	✗
Aldehyde		✓	✗
Alcohol		✓	✓
Formic acid	4-5%	✗	✓
Formic acid pure		✗	–
Formic acid hydrous		✗	–
Amine		✓	✗
Ammonia	5%	✓	✓ / ✗
Ammonia hydroxyde		✓	–
Ammonia hydroxide solution	15%	–	✓
Ammonia chlorid	35%	✓	✗
Ammonium compound (except persulphate)		✓	–
inorganic salts		✓	✓
Benzine		✓	✗
Benzene		✓	✓
Chlorine		✓	✓
Diethyl ether		✓	–
Acetic acid	5%	✓	✓
Ester		✓	✓
Ethanol	4%	✓	✓
Ethyl ether		✓	✓
Grease		✓	✓ / ✓
Hydrofluoric acid		✗	✓
Formaldehyde	5%	✓	✗
Formaldehyde pure		✓	–
Formaldehyde hydrous		✓	–
Formalin	3-4%	✓	✗

Chemicals	Concentration	Resistance	
		PA6	PC/ABS
Glutaraldehyde		✓	–
Glycol		✓	✓
Glyoxylic acid		✓	–
Glycerin		✓	✓
Pozassium hydroxide	50%	✓	✗
Ketone		✓	✗
Petrol		✓	✓ / ✗
Cresol	30%	✗	✗
Methane		✓	–
Mineral oil		✓	✓
Sodium chlorid		✓	✓
Caustic soda	10%	✓	–
Caustic soda solution	2-8%	✓	✗
Nitrobenzene		✓	✗
organic acids	1%	✓ / ✗	✓
Oil		✓	✓
peracetic acid	2%	✗	✗
Phosphoric acid	10%	✗	✓
Propanol		✓	✓
Nitric acid	2%	✗	✓
Hydrochloric acid	2%	✗	✓
Sulphuric acid	50%	✗	✓
propellants (propane-butane mixture)		–	✗
petroleum ether		–	✓
Water		✓	✓
Hydrogen peroxide	30%	✓	✓
Citric acid	20%	✓	✓

- ✓ resistant
- ✗ not resistant
- ✓ conditionally resistant
- not specified

The information about the resistance is valid with ambient temperature and can lead in coincidence of different medias to different resistances. These indications do not exempt from own tests to determine the actual suitability of the products for the intended use.
Source: Saechtling Kunststoff pocket book; Carl Hanser Verlag Munich, Vienna; DSM Engineering plastics; PCE internal tests/investigations
Status: Nov. 11, 2016



Information

TORQUES FOR PCE PRODUCTS

		Torques [Ncm]	
Safety plugs and connectors			
Cable gland (TopTaurus2, Nautilus, 3-way TopTaurus2)		400	
CEE		16A	32A
Cable gland		500	600
Housing screws		110	110
Connecting screws		110	110
Cable gland <50V		600	600
CEE		63A	125A
Cable gland		1500	1500
Connecting screws		200	200
Housing screws		200	200
Connecting screws		200	200

■ IP (INGRESS PROTECTION)-RATINGS

Ingress protection is tested according IEC / EN 60529. CEE-plugs and sockets with rated current 16A, 32A and 63A are offered in IP44, IP44/54, IP67 or IP66/67 and 125A in IP66/67.

The degree of protection is tested on sockets and connectors, with and without inserted plug or appliance plug and on plugs and appliance plugs, when fully inserted into the socket or connector.

1st digit	Protection against ingress of solid objects	2nd digit	Protection against penetration of water
2	ø 12,5 mm	0	non protection
3	ø 2,5 mm	3	spraying water at an angle up to 60° from the vertical
4	ø 1 mm	4	splashing water from any direction
5	dustproof	5	water jets from any direction
6	dust-tight	6	strong water jets from any direction
		7	temporary immersion in water under defined pressure and time
		8	continuous submersion in water under defined pressure and time

Example: **IP44 = 1st digit = 4** . protection against solid objects larger than 1mm ø
2nd digit = 4 protection against splashing water from any direction

If the system allows plugs of a certain IP rating to be introduced into socket-outlets having another IP rating, attention should be drawn to the fact that the resulting degree of protection of the combination plug/socket-outlet is the lower of the two.

Explanation for double marking IP66/67 and IP66/68:

According to IEC / EN 60529, an accessory designated with second characteristic numeral 7 or 8 is only suitable for immersion. For protection against exposure to water jets, additional testing is required according to second characteristic numeral 5 or 6 and then the product should be marked accordingly.


■ SAFETY INFORMATION and general instruction manual

The latest versions of our safety informations and general instruction manuals can be found online at

www.pcelectric.at/safety or **www.manufacturer-safety.info**
 in several different languages.



www.manufacturer-safety.info



■ WEEE DIRECTIVE



On 4th of July 2012 the directive 2012/19/EU on waste electrical and electronic equipment was adopted. The material scope of this directive is defined in article 2 and the annexes I and II contain a list of all the electrical and electronic equipment which fall within the scope of this directive. Although the products of PCE are not specifically mentioned, it can be concluded from the wording that the WEEE directive must be applied at some of our products.

The personal scope is defined in article 3. In accordance with article 3 (1) f) (iii) any natural or legal person, who is established in a Member State and places electrical or electronic equipment from a third country or from another Member State on the market of that Member state, shall apply as a manufacturer in the sense of this directive. It can be clearly established from the wording that you are obliged to achieve the requirements of this directive according to national specification.

We ask for notice and hope that this information has been useful.



Information

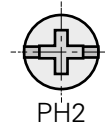
CEE 16/32A

CONNECTION TYPES

SCREW TERMINAL

Contact screws


- Accessible from one direction
- Captive and open
- With multi-slot




SCREWLESS CONNECTION TECHNOLOGY

TURBO TERMINAL


- Time saving
- Screwless TT-terminal (PCE-patent)
- Open contact terminals, ready for assembly
- Fast cable installation
- Simple closing and opening just by thumb pressure
- Colour-coded terminals



1) Insert wire



2) Close terminal



3) Re-open terminal



For all standard cable diameters

- 16A: up to 2,5mm² flexible, up to 4mm² solid
- 32A: up to 6,0mm² flexible, up to 10mm² solid

Conductors (stripped)

- flexible with end sleeve
- or solid wires

ADVANTAGES OF CABLE LOCK GLAND

- Time saving
- Simple insertion of the cable in less time
- Strain relief and sealing of the cable by tightening the cable-lock gland
- Usable for all known cable types
- Self-adjusting gasket for different cable diameters
- Maximum cable security



LOCKING MECHANISM

No screws needed to assemble the plug

- Multi-ramp quick-lock system
- Easy fitting by twist-lock action = saves your time



Dismantling (open)

- simply unlock and twist to open

POWER TWIST



SAFETY
HEAVY DUTY
TIME SAVING

CEE 63/125A

■ SAFETY

Lamellar spring (CuBe)

- Low insertion and extraction forces
- Minimum contact resistance
- Self-cleaning
- Optimum contact- at least 10 contact points

TWIST-cable gland

- Secures the cable firmly in position
- Protects from water and dust
- Safety screw locks the screw cap in position

■ HEAVY DUTY

- For extreme environments
- Exceptionally high impact resistance
- Extremely heat resistant contact carriers
- Anti-corrosion contacts
- Offers protection in aggressive atmospheres, e.g. in chemical plants

■ TIME SAVING

- TWIST-cable gland
- Optimum grip
- Wide connection space
- Fast cable installation
- open contact terminals, ready for assembly



PCE



MADE IN AUSTRIA



CEE INDUSTRIAL PLUGS AND SOCKETS

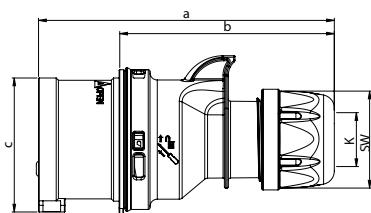
16A – 125A

		Page
	CEE Plugs	18
	CEE Angled plugs	24
	CEE Wall mounted plugs	26
	CEE Flanged plugs	32
	CEE Phase inverters	44
	CEE Connectors	50
	Accessories	56



CEE Plugs

Plug IP44/54 **SHARK**

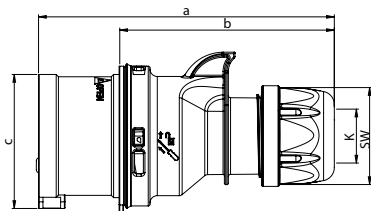


	16 Amp			32 Amp		
	3	4	5	3	4	5
Poles	3	4	5	3	4	5
a [mm]	122	128	134	150	150	155
b [mm]	86	92	98	104	104	109
c [mm]	47	53	61	63	63	70
K_cable Ø [mm]	6-15	6-15	8-16	11,5-20	11,5-20	11,5-22
Wire flexible [mm²]	1-2,5			2,5-6		
Contact screws [Ncm]	100			110		
SW [mm]	42	42	42	50	50	50
Weight [g]	107	125	151	178	201	236

- with screw terminals
- housing material: PA6
- contacts: brass
 - to order nickel-plated contacts please add a "v" e.g. 015-6v

IP44/54 splash- and dustproof

Plug IP44/54 **SHARK TT**

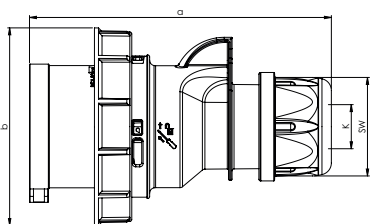


	16 Amp			32 Amp		
	3	4	5	3	4	5
Poles	3	4	5	3	4	5
a [mm]	122	128	134	150	150	155
b [mm]	86	92	98	104	104	109
c [mm]	47	53	61	63	63	70
K_cable Ø [mm]	6-15	6-15	8-16	11,5-20	11,5-20	11,5-22
Wire flexible [mm²]	1-2,5			2,5-6		
SW [mm]	42	42	42	50	50	50
Weight [g]	110	130	155	186	206	241

- screwless connection technology
- housing material: PA6
- contacts: brass
 - to order nickel-plated contacts please add a "v" e.g. 015-6TTv

IP44/54 splash- and dustproof

Plug IP66/67 **SHARK**

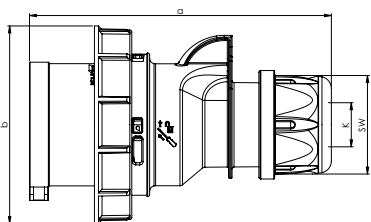


	16 Amp			32 Amp		
	3	4	5	3	4	5
Poles	3	4	5	3	4	5
a [mm]	122	128	134	150	150	155
b [mm]	71	79	87	93	93	100
K_cable Ø [mm]	6-15	6-15	8-16	11,5-20	11,5-20	11,5-22
Wire flexible [mm²]	1-2,5			2,5-6		
Contact screws [Ncm]	100			110		
SW [mm]	42	42	42	50	50	50
Weight [g]	130	153	183	223	242	276

- with screw terminals
- housing material: PA6
- contacts: brass
 - to order nickel-plated contacts please add a "v" e.g. 0152-6v

IP66/67 watertight

Plug IP66/67 **SHARK TT**



	16 Amp			32 Amp		
	3	4	5	3	4	5
Poles	3	4	5	3	4	5
a [mm]	122	128	134	150	150	155
b [mm]	71	79	87	93	93	100
K_cable Ø [mm]	6-15	6-15	8-16	11,5-20	11,5-20	11,5-22
Wire flexible [mm²]	1-2,5			2,5-6		
SW [mm]	42	42	42	50	50	50
Weight [g]	132	157	188	227	246	285

- screwless connection technology
- housing material: PA6
- contacts: brass
 - to order nickel-plated contacts please add a "v" e.g. 0152-6TTv

IP66/67 watertight

Amp.	Poles	pack. unit	110V~	230V~	400V~	500V~	>50-500V~	>50V others
			50/60Hz 4h	50/60Hz 3p=6h 4p+5p=9h	50/60Hz 3p=9h 4p+5p=6h	50/60Hz 7h	100-300Hz 10h	1h
			Cat.No.	Cat.No.	Cat.No.	Cat.No.	Cat.No.	Cat.No.
16	3	10	013-4	013-6	013-9	013-7	013-10	013-1
16	4	10	014-4	014-9	014-6	014-7	014-10	014-1
16	5	10	015-4	015-9	015-6	015-7	015-10	015-1
32	3	10	023-4	023-6	023-9	023-7	023-10	023-1
32	4	10	024-4	024-9	024-6	024-7	024-10	024-1
32	5	10	025-4	025-9	025-6	025-7	025-10	025-1



015-6

16	3	10	013-4TT	013-6TT	013-9TT			
16	4	10	014-4TT	014-9TT	014-6TT			
16	5	10	015-4TT	015-9TT	015-6TT			
32	3	10	023-4TT	023-6TT	023-9TT			
32	4	10	024-4TT	024-9TT	024-6TT			
32	5	10	025-4TT	025-9TT	025-6TT			



015-6TT

16	3	10	0132-4	0132-6	0132-9	0132-7	0132-10	0132-1
16	4	10	0142-4	0142-9	0142-6	0142-7	0142-10	0142-1
16	5	10	0152-4	0152-9	0152-6	0152-7	0152-10	0152-1
32	3	10	0232-4	0232-6	0232-9	0232-7	0232-10	0232-1
32	4	10	0242-4	0242-9	0242-6	0242-7	0242-10	0242-1
32	5	10	0252-4	0252-9	0252-6	0252-7	0252-10	0252-1



0152-6

16	3	10	0132-4TT	0132-6TT	0132-9TT			
16	4	10	0142-4TT	0142-9TT	0142-6TT			
16	5	10	0152-4TT	0152-9TT	0152-6TT			
32	3	10	0232-4TT	0232-6TT	0232-9TT			
32	4	10	0242-4TT	0242-9TT	0242-6TT			
32	5	10	0252-4TT	0252-9TT	0252-6TT			

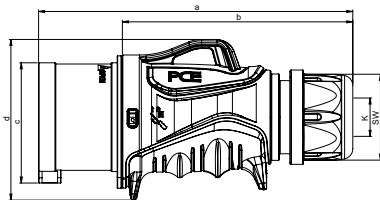


0252-6TT



CEE Plugs

Plug IP44/54 GRIP

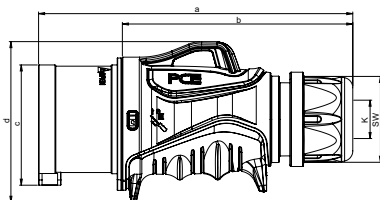


	16 Amp	32 Amp
Poles	5	5
a [mm]	157	182
b [mm]	117	134
c [mm]	61	70
d [mm]	79	93
K_cable Ø [mm]	8-16	11,5-22
Wire flexible [mm²]	1-2,5	2,5-6
Contact screws [Ncm]	100	110
SW [mm]	42	50
Weight [g]	178	271

- with screw terminals
- housing material: 2-components (PA6 / TPE)
- contacts: brass
 - to order nickel-plated contacts please add a "v" e.g. 0153-6v

IP44/54 splashproof

Plug IP44/54 GRIP TT



	16 Amp	32 Amp
Poles	5	5
a [mm]	157	182
b [mm]	117	134
c [mm]	61	70
d [mm]	79	93
K_cable Ø [mm]	8-16	11,5-22
Wire flexible [mm²]	1-2,5	2,5-6
SW [mm]	42	50
Weight [g]	183	280

- screwless connection technology
- housing material: 2-components (PA6 / TPE)
- contacts: brass
 - to order nickel-plated contacts please add a "v" e.g. 0153-6TTv

IP44/54 splashproof



1

Cable gland

central- with internal strain relief for all common cable types.

2

Hinged lid

shape-optimized geometry

3

Locking mechanism

closed multi-ramp locking system with proven opening mechanism

4

Cover operation

for a convenient single-handed operation of the hinged lid- ergonomically optimized

Amp.	Poles	pack. unit	110V~	230V~	400V~	500V~	>50-500V~	>50V others
			50/60Hz 4h	50/60Hz 3p=6h 4p+5p=9h	50/60Hz 3p=9h 4p+5p=6h	50/60Hz 7h	100-300Hz 10h	1h
			Cat.No.	Cat.No.	Cat.No.	Cat.No.	Cat.No.	Cat.No.
16	5	10	0153-4	0153-9	0153-6			
32	5	10	0253-4	0253-9	0253-6			



0153-6

Amp.	Poles	pack. unit	110V~	230V~	400V~
			50/60Hz 4h	50/60Hz 3p=6h 4p+5p=9h	50/60Hz 3p=9h 4p+5p=6h
			Cat.No.	Cat.No.	Cat.No.
16	5	10	0153-4TT	0153-9TT	0153-6TT
32	5	10	0253-4TT	0253-9TT	0253-6TT



0253-6TT



MORE GRIP MORE „POWER“

The CEE plugs and connectors of the GRIP series with rubberized surfaces provide more safety and perfect grip for all applications

5 „Protective strap“
Increased protective strap for safe handling when plugging in and pulling out

6 Retaining groove
new holding device with integrated retaining groove-multi usage

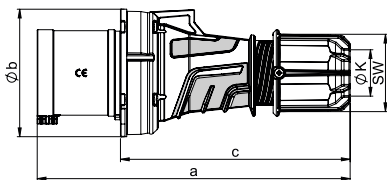
7 GRIP
ergonomically shaped grip area, secure hold - perfect for all applications

8 cable gland nut
proven system for actuating the internal strain relief



CEE Plugs

Plug IP44 **POWER TWIST**

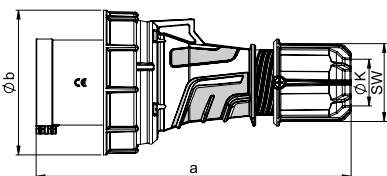


	63 Amp		
	3	4	5
Poles	3	4	5
a [mm]	250	250	250
b [mm]	102	102	102
c [mm]	184	184	184
K_cable Ø [mm]	14,5-36	14,5-36	14,5-36
Wire flexible [mm ²]	6-16		
Contact screws [Ncm]	200		
SW [mm]	61	61	61
Weight [g]	530	572	621

- contact frame with screws
- housing material: PA6
- contacts: nickel-plated contacts with pilot contact (see page 8)

IP44 splashproof

Plug IP66/67 **POWER TWIST**

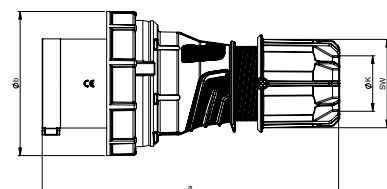


	63 Amp		
	3	4	5
Poles	3	4	5
a [mm]	250	250	250
b [mm]	115	115	115
K_cable Ø [mm]	14,5-36	14,5-36	14,5-36
Wire flexible [mm ²]	6-16		
Contact screws [Ncm]	200		
SW [mm]	61	61	61
Weight [g]	570	617	666

- contact frame with screws
- housing material: PA6
- contacts: nickel-plated contacts with pilot contact (see page 8)

IP66/67 watertight

Plug IP66/67 **POWER TWIST**



	125 Amp		
	3	4	5
Poles	3	4	5
a [mm]	270	270	270
b [mm]	131	131	131
K_cable Ø [mm]	22,5-50	22,5-50	22,5-50
Wire flexible [mm ²]	16-50		
Contact screws [Ncm]	450		
SW [mm]	81	81	81
Weight [g]	956	1064	1169

- contact frame with hexagonal socket screws
- housing material: PA6
- contacts: nickel-plated contacts with pilot contact (see page 8)

IP66/67 watertight

**POWER
TWIST**



- ✓ Safety
- ✓ High impact resistance
- ✓ Optimum grip
- ✓ Large connection area
- ✓ Time saving

Amp.	Poles	pack. unit	110V~	230V~	400V~	500V~	>50-500V~	>50V others
			50/60Hz 4h	50/60Hz 3p=6h 4p+5p=9h	50/60Hz 3p=9h 4p+5p=6h	50/60Hz 7h	100-300Hz 10h	1h
			Cat.No.	Cat.No.	Cat.No.	Cat.No.	Cat.No.	Cat.No.

63	3	2	0331-4	0331-6	0331-9	0331-7	0331-10	0331-1
63	4	2	0341-4	0341-9	0341-6	0341-7	0341-10	0341-1
63	5	2	0351-4	0351-9	0351-6	0351-7	0351-10	0351-1



0351-6

63	3	2	033-4	033-6	033-9	033-7	033-10	033-1
63	4	2	034-4	034-9	034-6	034-7	034-10	034-1
63	5	2	035-4	035-9	035-6	035-7	035-10	035-1



035-6


125	3	2	043-4	043-6	043-9	043-7	043-10	043-1
125	4	2	044-4	044-9	044-6	044-7	044-10	044-1
125	5	2	045-4	045-9	045-6	045-7	045-10	045-1



045-6

Time saving:

- Simple and fast insertion of the cable
- Strain-relief and sealing of the cable by tightening the cable gland
- All current cables for 63A from ø14,5mm to ø36mm for 125A from ø22,5mm to ø50mm
- 100% tightness of the cable

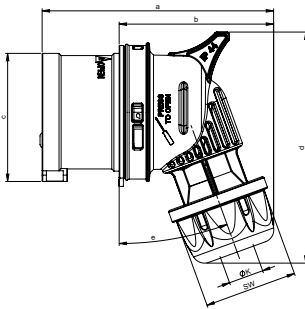


- **Safety screw**
locks the screw cap in position
- **Strain-relief**
for very high strain
- **Sealing**
protection degree IP66/IP67
- **Acme thread**
for high force
- **Cable gland nut**
optimum grip

Information icons: 'i', electrical symbols, a lightbulb, a car, and a hash symbol '#'. The 'i' icon is highlighted in red.

CEE Angled plugs

Angled plug IP44 **TWIST**

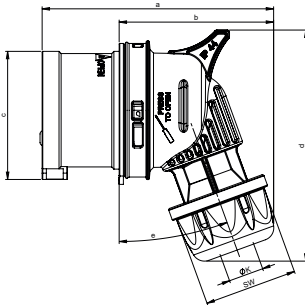


Poles	16 Amp			32 Amp		
	3	4	5	3	4	5
a [mm]	96	98	107	125	125	137
b [mm]	60	62	71	80	80	92
c [mm]	47	53	61	63	63	70
d [mm]	88	91	102	110	110	121
e [°]	15	15	20	25	25	25
K_cable Ø [mm]	6-15	6-15	8-16	11,5-20	11,5-20	11,5-22
Wire flexible [mm ²]	1-2,5			2,5-6		
Contact screws [Ncm]	100			110		
SW [mm]	38	38	42	50	50	50
Weight [g]	107	130	155	174	194	236

- with screw terminals
- housing material
16/3 16/4: PA6
16/5 32/3 32/4 32/5: PC/ABS
- contacts: brass
- to order nickel-plated contacts
please add a "v" e.g. 8015-6v

IP44 splashproof

Angled plug IP44 **TWIST TT**

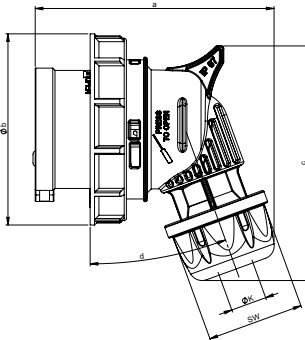


Poles	16 Amp			32 Amp		
	3	4	5	3	4	5
a [mm]	96	98	107	125	125	137
b [mm]	60	62	71	80	80	92
c [mm]	47	53	61	63	63	70
d [mm]	88	91	102	110	110	121
e [°]	15	15	20	25	25	25
K_cable Ø [mm]	6-15	6-15	8-16	11,5-20	11,5-20	11,5-22
Wire flexible [mm ²]	1-2,5			2,5-6		
SW [mm]	38	38	42	50	50	50
Weight [g]	110	134	160	179	199	238

- screwless connection technology
- housing material
16/3 16/4: PA6
16/5 32/3 32/4 32/5: PC/ABS
- contacts: brass
- to order nickel-plated contacts
please add a "v" e.g. 8015-6TTv

IP44 splashproof

Angled plug IP67 **TWIST**

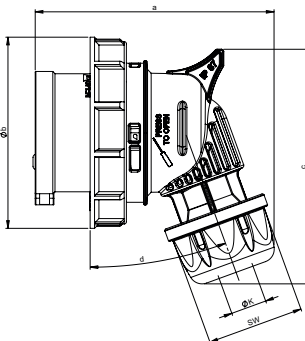


Poles	16 Amp			32 Amp		
	3	4	5	3	4	5
a [mm]	98	100	109	126	126	136
b [mm]	71	79	87	93	93	100
c [mm]	92	94	107	110	110	118
d [°]	15	15	20	25	25	25
K_cable Ø [mm]	6-15	6-15	8-16	11,5-20	11,5-20	11,5-22
Wire flexible [mm ²]	1-2,5			2,5-6		
Contact screws [Ncm]	100			110		
SW [mm]	38	38	42	50	50	50
Weight [g]	128	155	186	215	234	278

- with screw terminals
- housing material
16/3 16/4: PA6
16/5 32/3 32/4 32/5: PC/ABS
- contacts: brass
- to order nickel-plated contacts
please add a "v" e.g. 80152-6v

IP67 watertight

Angled plug IP67 **TWIST TT**



Poles	16 Amp			32 Amp		
	3	4	5	3	4	5
a [mm]	98	100	109	126	126	136
b [mm]	71	79	87	93	93	100
c [mm]	92	94	107	110	110	118
d [°]	15	15	20	25	25	25
K_cable Ø [mm]	6-15	6-15	8-16	11,5-20	11,5-20	11,5-22
Wire flexible [mm ²]	1-2,5			2,5-6		
SW [mm]	38	38	42	50	50	50
Weight [g]	130	158	191	219	238	288

- screwless connection technology
- housing material
16/3 16/4: PA6
16/5 32/3 32/4 32/5: PC/ABS
- contacts: brass
- to order nickel-plated contacts
please add a "v" e.g. 80152-6TTv

IP67 watertight

Amp.	Poles	pack. unit	110V~	230V~	400V~	500V~	>50-500V~	>50V others
			50/60Hz 4h	50/60Hz 3p=6h 4p+5p=9h	50/60Hz 3p=9h 4p+5p=6h	50/60Hz 7h	100-300Hz 10h	1h
			Cat.No.	Cat.No.	Cat.No.	Cat.No.	Cat.No.	Cat.No.
16	3	10	8013-4	8013-6	8013-9	8013-7	8013-10	8013-1
16	4	10	8014-4	8014-9	8014-6	8014-7	8014-10	8014-1
16	5	10	8015-4	8015-9	8015-6	8015-7	8015-10	8015-1
32	3	10	8023-4	8023-6	8023-9	8023-7	8023-10	8023-1
32	4	10	8024-4	8024-9	8024-6	8024-7	8024-10	8024-1
32	5	10	8025-4	8025-9	8025-6	8025-7	8025-10	8025-1



8013-6

16	3	10	8013-4TT	8013-6TT	8013-9TT			
16	4	10	8014-4TT	8014-9TT	8014-6TT			
16	5	10	8015-4TT	8015-9TT	8015-6TT			
32	3	10	8023-4TT	8023-6TT	8023-9TT			
32	4	10	8024-4TT	8024-9TT	8024-6TT			
32	5	10	8025-4TT	8025-9TT	8025-6TT			



8013-6TT

16	3	10	80132-4	80132-6	80132-9	80132-7	80132-10	80132-1
16	4	10	80142-4	80142-9	80142-6	80142-7	80142-10	80142-1
16	5	10	80152-4	80152-9	80152-6	80152-7	80152-10	80152-1
32	3	10	80232-4	80232-6	80232-9	80232-7	80232-10	80232-1
32	4	10	80242-4	80242-9	80242-6	80242-7	80242-10	80242-1
32	5	10	80252-4	80252-9	80252-6	80252-7	80252-10	80252-1



80142-6

16	3	10	80132-4TT	80132-6TT	80132-9TT			
16	4	10	80142-4TT	80142-9TT	80142-6TT			
16	5	10	80152-4TT	80152-9TT	80152-6TT			
32	3	10	80232-4TT	80232-6TT	80232-9TT			
32	4	10	80242-4TT	80242-9TT	80242-6TT			
32	5	10	80252-4TT	80252-9TT	80252-6TT			

example for connection:

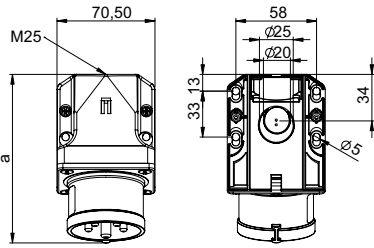


80142-6TT

Information icons: i, power, signal, network, microphone, game controller, lightbulb, car, and hashtag.

CEE Wall mounted plugs

Wall mounted plug IP44



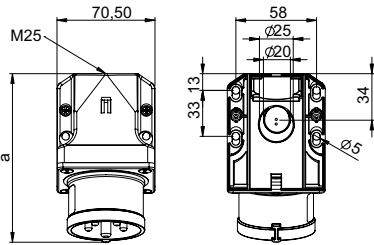
angle=15°

	16 Amp			32 Amp		
	3	4	5	3	4	5
Poles	3	4	5	3	4	5
a [mm]	120	121	122	131	131	132
Height [mm]	76	76	79	82	82	85
M [mm]	25	25	25	25	25	25
Wire flexible [mm ²]	1-2,5			2,5-6		
Wire solid [mm ²]	1-4			2,5-10		
Contact screws [Ncm]	100			110		
Weight [g]	173	188	205	212	232	253

- with screw terminals
- housing material: PA6
- contacts: brass
 - to order nickel-plated contacts please add a "v" e.g. 515-6v
- top and rear entry
- incl. threaded cable grommet

IP44 splashproof

Wall mounted plug IP44 TT



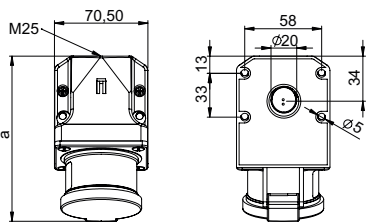
angle=15°

	16 Amp		32 Amp	
	3	5	4	5
Poles	3	5	4	5
a [mm]	120	122	131	132
Height [mm]	76	79	82	85
M [mm]	25	25	25	25
Wire flexible [mm ²]	1-2,5		2,5-6	
Wire solid [mm ²]	1-4		2,5-10	
Weight [g]	176	209	238	261

- screwless connection technology
- housing material: PA6
- contacts: brass
 - to order nickel-plated contacts please add a "v" e.g. 515-6TTv
- top and rear entry
- incl. threaded cable grommet

IP44 splashproof

Wall mounted plug with lid IP44



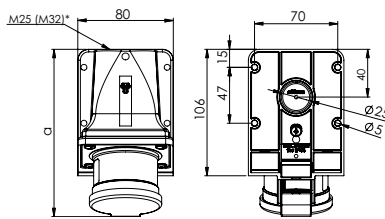
angle=15°

	16 Amp			32 Amp		
	3	4	5	3	4	5
Poles	3	4	5	3	4	5
a [mm]	127	128	128	137	137	140
Height [mm]	92	94	97	99	99	104
M [mm]	25	25	25	25	25	25
Wire flexible [mm ²]	1-2,5			2,5-6		
Wire solid [mm ²]	1-4			2,5-10		
Contact screws [Ncm]	100			110		
Weight [g]	230	245	263	272	292	316

- with screw terminals
- with hinged lid
- housing material: PA6
- contacts: brass
 - to order nickel-plated contacts please add a "v" e.g. 515-6dv
- top and rear entry
- incl. threaded cable grommet

IP44 splashproof

Wall mounted plug with lid IP44



angle=15°

	16 Amp		32 Amp	
	5		5	
Poles	5		5	
a [mm]	141		151	
Height [mm]	99		112	
M* [mm]	25		25	
Wire flexible [mm ²]	1-2,5		2,5-6	
Wire solid [mm ²]	1-4		2,5-10	
Contact screws [Ncm]	100		110	
Weight [g]	257		320	

- with screw terminals
- **one-piece housing**
- with hinged lid
- housing material: PA6
- contacts: brass
 - to order nickel-plated contacts please add a "v" e.g. 515-6kdv
- top and rear entry
- incl. threaded cable grommet

IP44 splashproof

*M32 optional on request available

Amp.	Poles	pack. unit	110V~	230V~	400V~	500V~	>50-500V~	>50V others
			50/60Hz 4h	50/60Hz 3p=6h 4p+5p=9h	50/60Hz 3p=9h 4p+5p=6h	50/60Hz 7h	100-300Hz 10h	1h
			Cat.No.	Cat.No.	Cat.No.	Cat.No.	Cat.No.	Cat.No.
16	3	10	513-4	513-6	513-9	513-7	513-10	513-1
16	4	10	514-4	514-9	514-6	514-7	514-10	514-1
16	5	10	515-4	515-9	515-6	515-7	515-10	515-1
32	3	10	523-4	523-6	523-9	523-7	523-10	523-1
32	4	10	524-4	524-9	524-6	524-7	524-10	524-1
32	5	10	525-4	525-9	525-6	525-7	525-10	525-1



515-6

16	3	10	513-4TT	513-6TT	513-9TT			
16	5	10	515-4TT	515-9TT	515-6TT			
32	4	10	524-4TT	524-9TT	524-6TT			
32	5	10	525-4TT	525-9TT	525-6TT			



515-6TT

16	3	10	513-4d	513-6d	513-9d	513-7d	513-10d	513-1d
16	4	10	514-4d	514-9d	514-6d	514-7d	514-10d	514-1d
16	5	10	515-4d	515-9d	515-6d	515-7d	515-10d	515-1d
32	3	10	523-4d	523-6d	523-9d	523-7d	523-10d	523-1d
32	4	10	524-4d	524-9d	524-6d	524-7d	524-10d	524-1d
32	5	10	525-4d	525-9d	525-6d	525-7d	525-10d	525-1d



515-6d

16	5	10	515-4kd	515-9kd	515-6kd	515-7kd	515-10kd	515-1kd
32	5	5	525-4kd	525-9kd	525-6kd	525-7kd	525-10kd	525-1kd

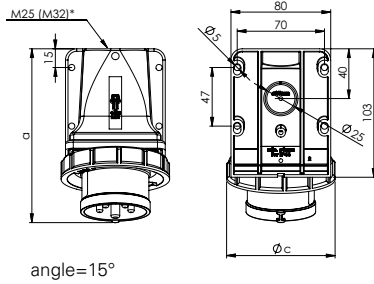


525-6kd

Information icons: i, power, plug, PD, battery, microphone, game controller, lightbulb, car, and hashtag.

CEE Wall mounted plugs

Wall mounted plug IP67



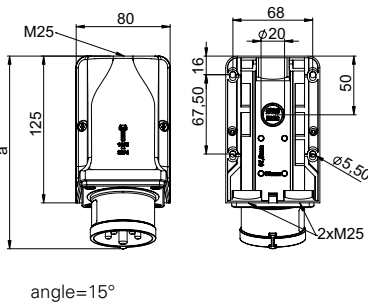
	16 Amp			32 Amp		
Poles	3	4	5	4	5	
a [mm]	136	138	140	150	150	152
Height [mm]	99	94	100	104	104	102
c [mm]	71	79	87	93	93	102
M* [mm]	25	25	25	25	25	25
Wire flexible [mm²]	1-2,5			2,5-6		
Wire solid [mm²]	1-4			2,5-10		
Contact screws [Ncm]	100					
Weight [g]	207	223	242	260	280	306

- with screw terminals
- housing material: PA6
- contacts: brass
 - to order nickel-plated contacts please add a „v“ e.g. 5152-6kv
- top or rear entry
- incl. threaded bung

IP67 watertight

*M32 optional on request available

Wall mounted plug IP44

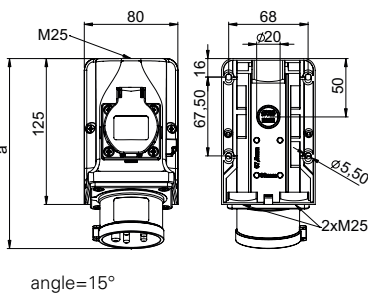


	16 Amp			32 Amp		
Poles	3	4	5	3	4	5
a [mm]	163	163	164	173	173	174
Height [mm]	109	109	112	115	115	118
M [mm]	3x25	3x25	3x25	3x25	3x25	3x25
Wire flexible [mm²]	1-2,5			2,5-6		
Wire solid [mm²]	1-4			2,5-10		
Contact screws [Ncm]	100					
Weight [g]	263	278	295	302	322	341

- with screw terminals
- **for wiring through**
- housing material: PA6
- contacts: brass
 - to order nickel-plated contacts please add a "v" e.g. 9515-6v
- top, 2x bottom or rear entry
- incl. threaded cable grommet

IP44 splashproof

Wall mounted plug - COMBO IP44

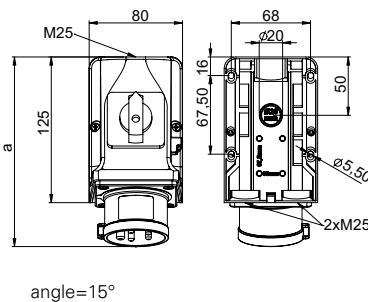


	16 Amp		32 Amp	
Poles	3	5	3	5
a [mm]	162	163	172	173
Height [mm]	117	117	117	118
M [mm]	3x25	3x25	3x25	3x25
Wire flexible [mm²]	1-2,5		2,5-6	
Wire solid [mm²]	1-4		2,5-10	
Contact screws CEE [Ncm]	100		110	
Screw terminals [Ncm]	120			
Weight [g]	367	399	422	463

- with screw terminals
- wall mounted plug with integrated safety socket acc. Austr./Germ. system
- connecting terminals up to 10mm²
- **ready wired**
- for plug 32A the safety socket is protected by fuse (10A slow)
- housing material: PA6
- contacts: brass
 - to order nickel-plated contacts please add a "v" e.g. 95215-6v
- top, 2x bottom or rear entry
- incl. threaded cable grommet
- special design with **Belg./French** socket outlet or **non wired** version are available on request

IP44 splashproof

Wall mounted plug with switch IP44



	16 Amp	32 Amp*
Poles	5	5
a [mm]	163	173
Height [mm]	128	128
M [mm]	3x25	3x25
Wire flexible [mm²]	1-2,5	2,5-6
Wire solid [mm²]	1-4	2,5-10
Weight [g]	400	550

- with screw terminals
- wall mounting plug with integrated **ON/OFF switch AC22A**
- **prewired**
- housing material: PA6
- contacts: brass
 - to order nickel-plated contacts please add a "v" e.g. 75615-6v-p
- top, 2x bottom or rear entry
- incl. threaded cable grommet

IP44 splashproof

Amp.	Poles	pack. unit	110V~	230V~	400V~	500V~	>50-500V~	>50V others
			50/60Hz 4h	50/60Hz 3p=6h 4p+5p=9h	50/60Hz 3p=9h 4p+5p=6h	50/60Hz 7h	100-300Hz 10h	1h
			Cat.No.	Cat.No.	Cat.No.	Cat.No.	Cat.No.	Cat.No.

16	3	5	5132-4k	5132-6k	5132-9k	5132-7k	5132-10k	5132-1k
16	4	5	5142-4k	5142-9k	5142-6k	5142-7k	5142-10k	5142-1k
16	5	5	5152-4k	5152-9k	5152-6k	5152-7k	5152-10k	5152-1k
32	3	5	5232-4k	5232-6k	5232-9k	5232-7k	5232-10k	5232-1k
32	4	5	5242-4k	5242-9k	5242-6k	5242-7k	5242-10k	5242-1k
32	5	5	5252-4k	5252-9k	5252-6k	5252-7k	5252-10k	5252-1k



5252-6k

16	3	5	9513-4	9513-6	9513-9	9513-7	9513-10	9513-1
16	4	5	9514-4	9514-9	9514-6	9514-7	9514-10	9514-1
16	5	5	9515-4	9515-9	9515-6	9515-7	9515-10	9515-1
32	3	5	9523-4	9523-6	9523-9	9523-7	9523-10	9523-1
32	4	5	9524-4	9524-9	9524-6	9524-7	9524-10	9524-1
32	5	5	9525-4	9525-9	9525-6	9525-7	9525-10	9525-1



9515-6

16	3	5		95213-6				
16	5	5			95215-6			
32	3	5		95223-6				
32	5	5			95225-6			



95225-6



95215-6

16	5	5			75615-6-p			
32	5	5			75625-6-p			



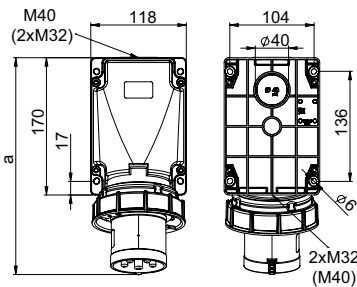
75615-6-p

Accessories see page 56

-
-
-
-
-
-
-
-
-

CEE Wall mounted plugs

Wall mounted plug IP66/67 **POWER TWIST**



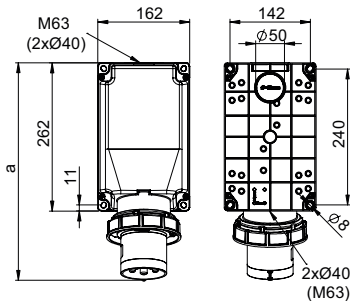
angle=15°

	63 Amp		
	3	4	5
Poles	3	4	5
a [mm]	271	271	271
Height [mm]	175	175	175
Wire flexible [mm²]	6-16		
Wire solid [mm²]	6-25		
Contact screws [Ncm]	200		
Weight [g]	812	864	914

- contact frame with screws
- housing material: PC/ABS
- contacts: nickel-plated contacts, with pilot contact (see page 8)
- top, bottom or rear entry
- housing can be rotated by 180°
- incl. threaded bung
- for waterproof cover and cable-glands see accessories page 56

IP66/67 watertight

Wall mounted plug IP66/67 **POWER TWIST**



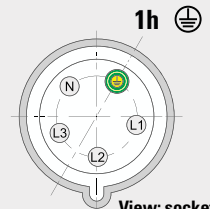
angle=15°

	125 Amp		
	3	4	5
Poles	3	4	5
a [mm]	387	387	387
Height [mm]	209	209	209
Wire flexible [mm²]	16-50		
Wire solid [mm²]	16-70		
Contact screws [Ncm]	450		
Weight [g]	1620	1725	1834

- contact frame with hexagon socket screws
- housing material: PC/ABS
- contacts: nickel-plated contacts, with pilot contact (see page 8)
- top, bottom or rear entry
- housing can be rotated by 180°
- incl. threaded bung
- for waterproof cover and cable-glands see accessories page 56

IP66/67 watertight

CEE Plugs and sockets 1h for Emergency power supply



View: socket or connector 5p 1h



According to DIN VDE 0100-551 Bbl 1 (VDE 0100-551 Bbl 1):2019-06, emergency power feeds with mobile power generators carried out by electrical engineering amateurs must use **1 o'clock** coded plugs and sockets (**CEE plugs and sockets 400V 5p 1h** up to max. 125A). For this purpose, an appliance plug must be used on the building side as well as the connection cable (plug and coupling) between the power generator and the feed-in with **1h** position.

Amp.	Poles	pack. unit	110V~	230V~	400V~	500V~	>50-500V~	>50V others
			50/60Hz 4h	50/60Hz 3p=6h 4p+5p=9h	50/60Hz 3p=9h 4p+5p=6h	50/60Hz 7h	100-300Hz 10h	1h
			Cat.No.	Cat.No.	Cat.No.	Cat.No.	Cat.No.	Cat.No.
63	3	1	533-4	533-6	533-9	533-7	533-10	533-1
63	4	1	534-4	534-9	534-6	534-7	534-10	534-1
63	5	1	535-4	535-9	535-6	535-7	535-10	535-1



535-6

125	3	1	543-4	543-6	543-9	543-7	543-10	543-1
125	4	1	544-4	544-9	544-6	544-7	544-10	544-1
125	5	1	545-4	545-9	545-6	545-7	545-10	545-1



545-6

Accessories see page 56



-
-
-
-
-
-

CEE Flanged plugs

Connection types:

Screw terminal: 16/32A



Screw terminal

- accessible from one direction
- screws captive and open
- screws with multi slot

Screwless terminal: 16/32A



TURBO
TERMINAL

Screwless terminal

- time saving
- screwless TT-terminal
- open contact terminals = ready for assembly
- fast cable installation simple closing and opening

Contact frame: 63/125A

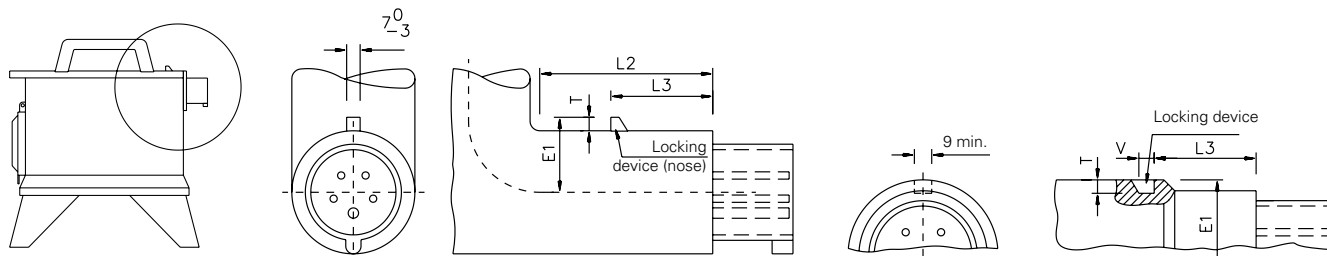


POWER
TWIST

Contact frame

- perfect clamping
- protection of the cables
- screws with multi slot (63A)
- hexagon socket screws (125A)

Locking device:



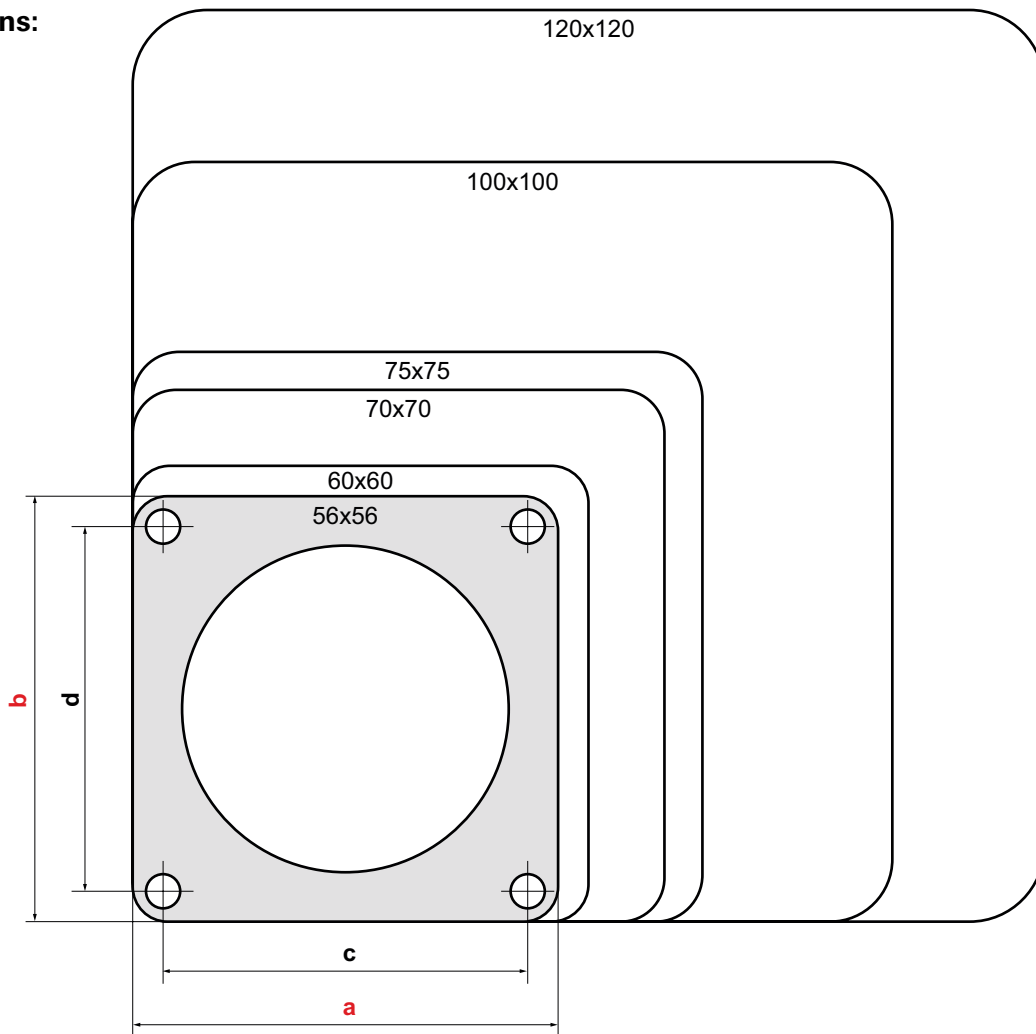
Positioning table (in mm):

Amp.	Poles	E1	L2	L3 (IP44)	L3 (IP67)	T	V
16	3	29-31	≥75	40-41	37-38	≥4	≥8
16	4	33-35	≥80	46-47	43-44	≥5	≥8
16	5	37-39	≥90	52-53	49-50	≥7	≥8
32	3	39-41	≥90	53-54	50-51	≥7	≥8
32	4	39-41	≥90	53-54	50-51	≥7	≥8
32	5	44-46	≥105	58,5-60	55,5-57	≥8	≥9

For correct use a locking device has to be provided (see illustration).

Flanged plugs straight

Dimensions:



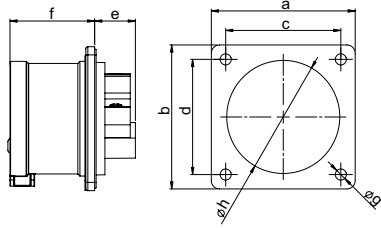
Versions:

Flange		Fixing center		page	16A			32A			63A			125A		
a	b	c	d	#	3p	4p	5p	3p	4p	5p	3p	4p	5p	3p	4p	5p
56	56	48	48	34-35	IP44*	IP44										
60	60	50	50	34-35	IP44*	IP44	IP44*									
70	70	56	56	34-35	IP44*	IP44	IP44*	IP44	IP44*	IP44*						
75	75	60	60	36-37			IP44*			IP44*						
					IP67*	IP67	IP67*	IP67	IP67*	IP67*						
100	100	80	80	40-41							IP44	IP44	IP44			
											IP67	IP67	IP67			
120	120	100	100	40-41										IP67	IP67	IP67

* also available in screwless connection technology (TT)

CEE Flanged plugs

Flanged plug straight IP44

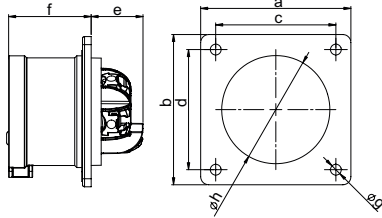


	16 Amp			32 Amp		
	3	4	5	3	4	5
Poles	3	4	5	3	4	5
Flange a x b [mm]	70	70	70	70	70	70
Fixing center c x d [mm]	56	56	56	56	56	56
e [mm]	21	21	20	21	21	21
f [mm]	42	42	42	51	51	51
g [mm]	5,5	5,5	5,5	5,5	5,5	5,5
h [mm]	43	43	55	55	55	55
Wire flexible [mm²]	1-2,5			2,5-6		
Wire solid [mm²]	1-4			2,5-10		
Contact screws [Ncm]	100			110		
Weight [g]	86	101	118	125	145	166

- with screw terminals
- housing material: PA6
- contacts: brass
 - to order nickel-plated contacts please add a "v" e.g. 615-6v
- According to EN 60309: For correct use a locking device has to be provided (see page 10)

IP44 splashproof

Flanged plug straight IP44 TT

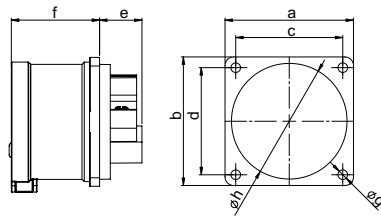


	16 Amp		32 Amp	
	3	5	4	5
Poles	3	5	4	5
Flange a x b [mm]	70	70	70	70
Fixing center c x d [mm]	56	56	56	56
e [mm]	26	26	29	29
f [mm]	42	42	51	51
g [mm]	5,5	5,5	5,5	5,5
h [mm]	43	55	55	55
Wire flexible [mm²]	1-2,5		2,5-6	
Wire solid [mm²]	1-4		2,5-10	
Weight [g]	89	122	151	172

- screwless connection technology
- housing material: PA6
- contacts: brass
 - to order nickel-plated contacts please add a "v" e.g. 615-6TTv
- According to EN 60309: For correct use a locking device has to be provided (see page 10)

IP44 splashproof

Flanged plug straight IP44

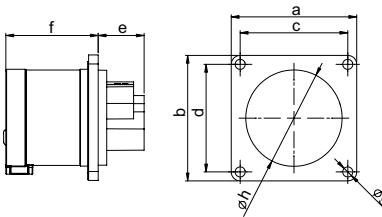


	16 Amp		
	3	4	5
Poles	3	4	5
Flange a x b [mm]	60	60	60
Fixing center c x d [mm]	50	50	50
e [mm]	21	21	20
f [mm]	42	42	42
g [mm]	4,5	4,5	4,5
h [mm]	43	43	55
Wire flexible [mm²]	1-2,5		
Wire solid [mm²]	1-4		
Contact screws [Ncm]	100		
Weight [g]	78	93	109

- with screw terminals
- housing material: PA6
- contacts: brass
 - to order nickel-plated contacts please add a "v" e.g. 615-6f6v
- According to EN 60309: For correct use a locking device has to be provided (see page 10)

IP44 splashproof

Flanged plug straight IP44



	16 Amp	
	3	4
Poles	3	4
Flange a x b [mm]	56	56
Fixing center c x d [mm]	48	48
e [mm]	21	21
f [mm]	42	42
g [mm]	4,5	4,5
h [mm]	43	43
Wire flexible [mm²]	1-2,5	
Wire solid [mm²]	1-4	
Contact screws [Ncm]	100	
Weight [g]	76	91

- with screw terminals
- housing material: PA6
- contacts: brass
 - to order nickel-plated contacts please add a "v" e.g. 615-6f3v
- According to EN 60309: For correct use a locking device has to be provided (see page 10)

IP44 splashproof

Amp.	Poles	pack. unit	110V~	230V~	400V~	500V~	>50-500V~	>50V others
			50/60Hz 4h	50/60Hz 3p=6h 4p+5p=9h	50/60Hz 3p=9h 4p+5p=6h	50/60Hz 7h	100-300Hz 10h	1h
			Cat.No.	Cat.No.	Cat.No.	Cat.No.	Cat.No.	Cat.No.

flange 70 x 70 - fixing center 56 x 56								
16	3	10	613-4	613-6	613-9	613-7	613-10	613-1
16	4	10	614-4	614-9	614-6	614-7	614-10	614-1
16	5	10	615-4	615-9	615-6	615-7	615-10	615-1
32	3	10	623-4	623-6	623-9	623-7	623-10	623-1
32	4	10	624-4	624-9	624-6	624-7	624-10	624-1
32	5	10	625-4	625-9	625-6	625-7	625-10	625-1



625-6

flange 70 x 70 - fixing center 56 x 56					
16	3	10	613-4TT	613-6TT	613-9TT
16	5	10	615-4TT	615-9TT	615-6TT
32	4	10	624-4TT	624-9TT	624-6TT
32	5	10	625-4TT	625-9TT	625-6TT

TURBOclick
TERMINAL



613-4TT

flange 60 x 60 - fixing center 50 x 50								
16	3	10	613-4f6	613-6f6	613-9f6	613-7f6	613-10f6	613-1f6
16	4	10	614-4f6	614-9f6	614-6f6	614-7f6	614-10f6	614-1f6
16	5	10	615-4f6	615-9f6	615-6f6	615-7f6	615-10f6	615-1f6



613-6f6

flange 56 x 56 - fixing center 48 x 48								
16	3	10	613-4f3	613-6f3	613-9f3	613-7f3	613-10f3	613-1f3
16	4	10	614-4f3	614-9f3	614-6f3	614-7f3	614-10f3	614-1f3

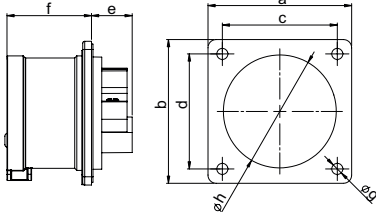


614-6f3

-
-
-
-
-
-
-
-
-
-

CEE Flanged plugs

Flanged plug straight IP44

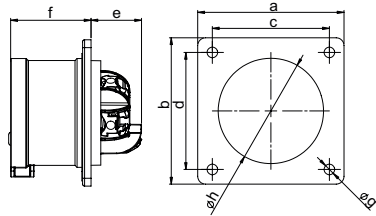


	16 Amp	32 Amp
Poles	5	5
Flange a x b [mm]	75	75
Fixing center c x d [mm]	60	60
e [mm]	20	21
f [mm]	42	51
g [mm]	5,5	5,5
h [mm]	55	55
Wire flexible [mm²]	1-2,5	2,5-6
Wire solid [mm²]	1-4	2,5-10
Contact screws [Ncm]	100	110
Weight [g]	121	170

- with screw terminals
- housing material: PA6
- contacts: brass
 - to order nickel-plated contacts please add a "v" e.g. 615-6f7v
- According to EN 60309: For correct use a locking device has to be provided (see page 10)

IP44 splashproof

Flanged plug straight IP44 TT

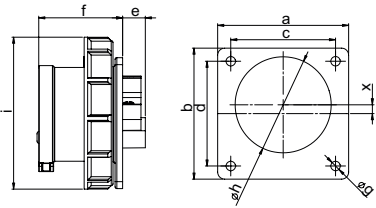


	16 Amp	32 Amp
Poles	5	5
Flange a x b [mm]	75	75
Fixing center c x d [mm]	60	60
e [mm]	26	29
f [mm]	42	51
g [mm]	5,5	5,5
h [mm]	55	55
Wire flexible [mm²]	1-2,5	2,5-6
Wire solid [mm²]	1-4	2,5-10
Weight [g]	126	178

- screwless connection technology
- housing material: PA6
- contacts: brass
 - to order nickel-plated contacts please add a "v" e.g. 615-6TTf7v
- According to EN 60309: For correct use a locking device has to be provided (see page 10)

IP44 splashproof

Flanged plug straight IP67

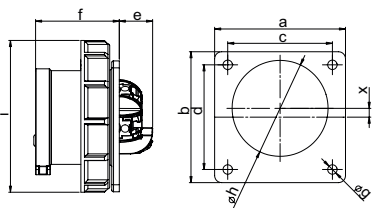


	16 Amp			32 Amp		
	3	4	5	3	4	5
Poles	3	4	5	3	4	5
Flange a x b [mm]	75	75	75	75	75	75
Fixing center c x d [mm]	60	60	60	60	60	60
e [mm]	15	14	13	14	15	14
f [mm]	48	48	48	58	58	58
g [mm]	5,5	5,5	5,5	5,5	5,5	5,5
h [mm]	43	44	55	55	55	55
i [mm]	71	79	87	93	93	100
x [mm]	11,3	6	5	4,5	4,5	0
Wire flexible [mm²]	1-2,5			2,5-6		
Wire solid [mm²]	1-4			2,5-10		
Contact screws [Ncm]	100			110		
Weight [g]	109	131	150	167	188	214

- with screw terminals
- housing material: PA6
- contacts: brass
 - to order nickel-plated contacts please add a "v" e.g. 6152-6v
- According to EN 60309: For correct use a locking device has to be provided (see page 10)
- for 16A 3p till 32A 4p the plug is placed off centered for keeping the standards

IP67 watertight

Flanged plug straight IP67 TT



	16 Amp		32 Amp	
	3	5	4	5
Poles	3	5	4	5
Flange a x b [mm]	75	75	75	75
Fixing center c x d [mm]	60	60	60	60
e [mm]	20	20	21	21
f [mm]	48	48	58	58
g [mm]	5,5	5,5	5,5	5,5
h [mm]	43	55	55	55
i [mm]	71	87	93	100
x [mm]	11,3	5	4,5	0
Wire flexible [mm²]	1-2,5		2,5-6	
Wire solid [mm²]	1-4		2,5-10	
Weight [g]	111	154	194	222

- screwless connection technology
- housing material: PA6
- contacts: brass
 - to order nickel-plated contacts please add a "v" e.g. 6152-6ttv
- According to EN 60309: For correct use a locking device has to be provided (see page 10)
- for 16A 3p, 16A 5p and 32A 4p the plug is placed off centered for keeping the standards

IP67 watertight

Amp.	Poles	pack. unit	110V~	230V~	400V~	500V~	>50-500V~	>50V others
			50/60Hz 4h	50/60Hz 3p=6h 4p+5p=9h	50/60Hz 3p=9h 4p+5p=6h	50/60Hz 7h	100-300Hz 10h	1h
			Cat.No.	Cat.No.	Cat.No.	Cat.No.	Cat.No.	Cat.No.

flange 75 x 75 - fixing center 60 x 60								
16	5	10	615-4f7	615-9f7	615-6f7	615-7f7	615-10f7	615-1f7
32	5	10	625-4f7	625-9f7	625-6f7	625-7f7	625-10f7	625-1f7



615-6f7

flange 75 x 75 - fixing center 60 x 60								
16	5	10	615-4TTf7	615-9TTf7	615-6TTf7			
32	5	10	625-4TTf7	625-9TTf7	625-6TTf7			

TURBOclick
TERMINAL



615-6TTf7

flange 75 x 75 - fixing center 60 x 60								
16	3	10	6132-4	6132-6	6132-9	6132-7	6132-10	6132-1
16	4	10	6142-4	6142-9	6142-6	6142-7	6142-10	6142-1
16	5	10	6152-4	6152-9	6152-6	6152-7	6152-10	6152-1
32	3	10	6232-4	6232-6	6232-9	6232-7	6232-10	6232-1
32	4	10	6242-4	6242-9	6242-6	6242-7	6242-10	6242-1
32	5	10	6252-4	6252-9	6252-6	6252-7	6252-10	6252-1



6152-6

flange 75 x 75 - fixing center 60 x 60								
16	3	10	6132-4TT	6132-6TT	6132-9TT			
16	5	10	6152-4TT	6152-9TT	6152-6TT			
32	4	10	6242-4TT	6242-9TT	6242-6TT			
32	5	10	6252-4TT	6252-9TT	6252-6TT			

TURBOclick
TERMINAL



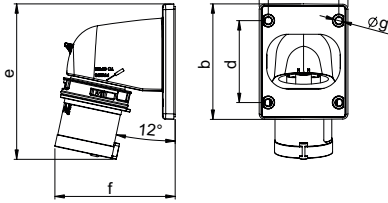
6252-6TT

Information icons: i, power, plug, PD, battery, lightning bolt, microphone, game controller, lightbulb, car, and #.

CEE Flanged plugs

Flanged plug angled IP44

TWIST



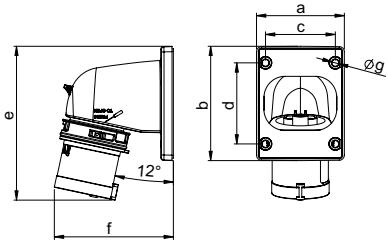
Poles	16 Amp			32 Amp		
	3	4	5	3	4	5
a [mm]	66	66	90	90	90	90
b [mm]	86	86	100	100	100	100
c [mm]	53	53	77	77	77	77
d [mm]	61	61	85	85	85	85
e [mm]	116	117	153	163	163	164
f [mm]	90	93	98	100	100	103
g [mm]	5	5	5	5	5	5
Wire flexible [mm ²]	1-2,5			2,5-6		
Wire solid [mm ²]	1-4			2,5-10		
Contact screws [Ncm]	100			110		
Weight [g]	126	144	190	200	220	250

- with screw terminals
- housing material: PC/ABS
- contacts: brass
 - to order nickel-plated contacts please add a "v" e.g. 77715-6v

IP44 splashproof

Flanged plug angled IP44

TWIST TT



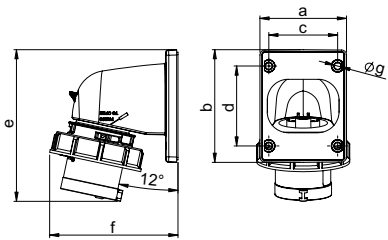
Poles	16 Amp			32 Amp		
	3	4	5	3	4	5
a [mm]	66	66	90	90	90	90
b [mm]	86	86	100	100	100	100
c [mm]	53	53	77	77	77	77
d [mm]	61	61	85	85	85	85
e [mm]	116	117	153	163	163	164
f [mm]	90	93	98	100	100	103
g [mm]	5	5	5	5	5	5
Wire flexible [mm ²]	1-2,5			2,5-6		
Wire solid [mm ²]	1-4			2,5-10		
Weight [g]	129	148	193	204	225	256

- screwless connection technology
- housing material: PC/ABS
- contacts: brass
 - to order nickel-plated contacts please add a "v" e.g. 77715-6TTv

IP44 splashproof

Flanged plug angled IP67

TWIST



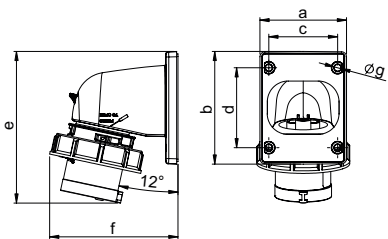
Poles	16 Amp			32 Amp		
	3	4	5	3	4	5
a [mm]	66	66	90	90	90	90
b [mm]	86	86	100	100	100	100
c [mm]	53	53	77	77	77	77
d [mm]	61	61	85	85	85	85
e [mm]	116	117	153	163	163	164
f [mm]	99	103	107	110	110	114
g [mm]	5	5	5	5	5	5
Wire flexible [mm ²]	1-2,5			2,5-6		
Wire solid [mm ²]	1-4			2,5-10		
Contact screws [Ncm]	100			110		
Weight [g]	146	168	219	240	260	291

- with screw terminals
- housing material: PC/ABS
- contacts: brass
 - to order nickel-plated contacts please add a "v" e.g. 777152-6v

IP67 watertight

Flanged plug angled IP67

TWIST TT



Poles	16 Amp			32 Amp		
	3	4	5	3	4	5
a [mm]	66	66	90	90	90	90
b [mm]	86	86	100	100	100	100
c [mm]	53	53	77	77	77	77
d [mm]	61	61	85	85	85	85
e [mm]	116	117	153	163	163	164
f [mm]	99	103	107	110	110	114
g [mm]	5	5	5	5	5	5
Wire flexible [mm ²]	1-2,5			2,5-6		
Wire solid [mm ²]	1-4			2,5-10		
Weight [g]	149	172	228	244	266	303

- screwless connection technology
- housing material: PC/ABS
- contacts: brass
 - to order nickel-plated contacts please add a "v" e.g. 777152-6TTv

IP67 watertight

Amp.	Poles	pack. unit	110V~	230V~	400V~	500V~	>50-500V~	>50V others
			50/60Hz 4h	50/60Hz 3p=6h 4p+5p=9h	50/60Hz 3p=9h 4p+5p=6h	50/60Hz 7h	100-300Hz 10h	1h
			Cat.No.	Cat.No.	Cat.No.	Cat.No.	Cat.No.	Cat.No.
16	3	10	77713-4	77713-6	77713-9	77713-7	77713-10	77713-1
16	4	10	77714-4	77714-9	77714-6	77714-7	77714-10	77714-1
16	5	10	77715-4	77715-9	77715-6	77715-7	77715-10	77715-1
32	3	5	77723-4	77723-6	77723-9	77723-7	77723-10	77723-1
32	4	5	77724-4	77724-9	77724-6	77724-7	77724-10	77724-1
32	5	5	77725-4	77725-9	77725-6	77725-7	77725-10	77725-1



77713-6

16	3	10	77713-4TT	77713-6TT	77713-9TT			
16	4	10	77714-4TT	77714-9TT	77714-6TT			
16	5	10	77715-4TT	77715-9TT	77715-6TT			
32	3	5	77723-4TT	77723-6TT	77723-9TT			
32	4	5	77724-4TT	77724-9TT	77724-6TT			
32	5	5	77725-4TT	77725-9TT	77725-6TT			



77713-6TT

16	3	10	777132-4	777132-6	777132-9	777132-7	777132-10	777132-1
16	4	10	777142-4	777142-9	777142-6	777142-7	777142-10	777142-1
16	5	5	777152-4	777152-9	777152-6	777152-7	777152-10	777152-1
32	3	5	777232-4	777232-6	777232-9	777232-7	777232-10	777232-1
32	4	5	777242-4	777242-9	777242-6	777242-7	777242-10	777242-1
32	5	5	777252-4	777252-9	777252-6	777252-7	777252-10	777252-1



777132-6

16	3	10	777132-4TT	777132-6TT	777132-9TT			
16	4	10	777142-4TT	777142-9TT	777142-6TT			
16	5	5	777152-4TT	777152-9TT	777152-6TT			
32	3	5	777232-4TT	777232-6TT	777232-9TT			
32	4	5	777242-4TT	777242-9TT	777242-6TT			
32	5	5	777252-4TT	777252-9TT	777252-6TT			



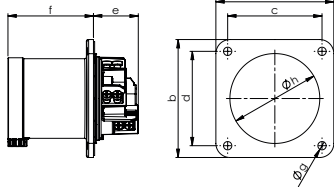
777152-6TT

Information icons: i, power, plug, lightbulb, game controller, #

CEE Flanged plugs

Flanged plug straight IP44

POWER TWIST



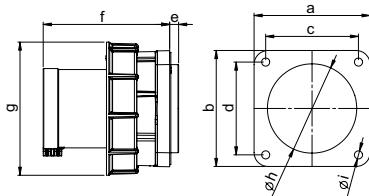
	63 Amp		
	3	4	5
Poles	3	4	5
Flange a x b [mm]	100	100	100
Fixing center c x d [mm]	80	80	80
e [mm]	39	39	39
f [mm]	73	73	73
g [mm]	7	7	7
h [mm]	77	77	77
Wire flexible [mm²]	6-16		
Wire solid [mm²]	6-25		
Contact screws [Ncm]	200		
Weight [g]	328	378	427

- contact frame with screws
- housing material: PA6
- contacts: nickel-plated contacts, with pilot contact (see page 8)
- for dust cover see accessories on page 56

IP44 splashproof

Flanged plug straight IP66/67

POWER TWIST



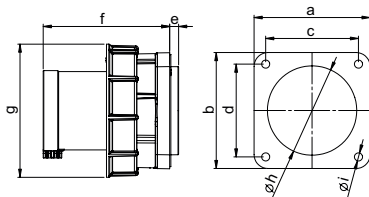
	63 Amp		
	3	4	5
Poles	3	4	5
Flange a x b [mm]	100	100	100
Fixing center c x d [mm]	80	80	80
e [mm]	8	8	8
f [mm]	109	109	109
g [mm]	115	115	115
h [mm]	77	77	77
i [mm]	7	7	7
Wire flexible [mm²]	6-16		
Wire solid [mm²]	6-25		
Contact screws [Ncm]	200		
Weight [g]	479	520	570

- contact frame with screws
- housing material: PA6
- contacts: nickel-plated contacts, with pilot contact (see page 8)
- for waterproof cover see accessories on page 56

IP66/67 watertight

Flanged plug straight IP66/67

POWER TWIST



	125 Amp		
	3	4	5
Poles	3	4	5
Flange a x b [mm]	120	120	120
Fixing center c x d [mm]	100	100	100
e [mm]	13	13	13
f [mm]	118	118	118
g [mm]	131	131	131
h [mm]	95	95	95
i [mm]	7	7	7
Wire flexible [mm²]	16-50		
Wire solid [mm²]	16-70		
Contact screws [Ncm]	450		
Weight [g]	786	891	998

- contact frame with hexagon socket screws
- housing material: PA6
- contacts: nickel-plated contacts, with pilot contact (see page 8)
- for waterproof cover see accessories on page 56

IP66/67 watertight

Amp.	Poles	pack. unit	110V~	230V~	400V~	500V~	>50-500V~	>50V others
			50/60Hz 4h	50/60Hz 3p= 6h 4p+5p= 9h	50/60Hz 3p= 9h 4p+5p= 6h	50/60Hz 7h	100-300Hz 10h	1h
			Cat.No.	Cat.No.	Cat.No.	Cat.No.	Cat.No.	Cat.No.

flange 100 x 100 - fixing center 80 x 80

63	3	2	6331-4k	6331-6k	6331-9k	6331-7k	6331-10k	6331-1k
63	4	2	6341-4k	6341-9k	6341-6k	6341-7k	6341-10k	6341-1k
63	5	2	6351-4k	6351-9k	6351-6k	6351-7k	6351-10k	6351-1k



6351-6k

flange 100 x 100 - fixing center 80 x 80

63	3	2	633-4	633-6	633-9	633-7	633-10	633-1
63	4	2	634-4	634-9	634-6	634-7	634-10	634-1
63	5	2	635-4	635-9	635-6	635-7	635-10	635-1



635-6

flange 120 x 120 - fixing center 100 x 100

125	3	2	643-4	643-6	643-9	643-7	643-10	643-1
125	4	2	644-4	644-9	644-6	644-7	644-10	644-1
125	5	2	645-4	645-9	645-6	645-7	645-10	645-1



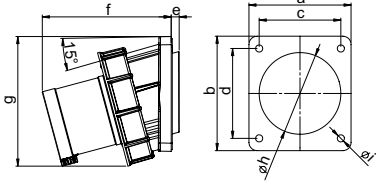
645-6

Information icons: i, power, plug, PD, battery, lightning bolt, microphone, game controller, lightbulb, car, hash symbol.

CEE Flanged plugs

Flanged plug sloping IP66/67

POWER TWIST



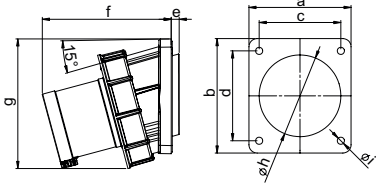
Poles	63 Amp		
	3	4	5
a [mm]	100	100	100
b [mm]	112	112	112
c [mm]	80	80	80
d [mm]	88	88	88
e [mm]	8	8	8
f [mm]	127	127	127
g [mm]	127	127	127
h [mm]	80	80	80
i [mm]	7	7	7
Wire flexible [mm ²]	6-16		
Wire solid [mm ²]	6-25		
Contact screws [Ncm]	200		
Weight [g]	515	566	608

- contact frame with screws
- housing material: PA6
- contacts: nickel-plated contacts, with pilot contact (see page 8)
- for waterproof cover see accessories on page 56

IP66/67 watertight

Flanged plug sloping IP66/67

POWER TWIST



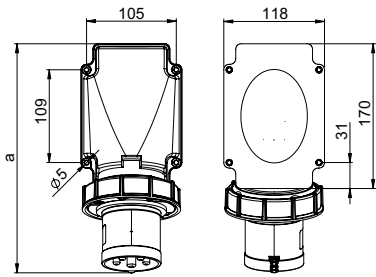
Poles	125 Amp		
	3	4	5
a [mm]	120	120	120
b [mm]	130	130	130
c [mm]	100	100	100
d [mm]	108	108	108
e [mm]	8	8	8
f [mm]	139	139	139
g [mm]	145	145	145
h [mm]	100	100	100
i [mm]	7	7	7
Wire flexible [mm ²]	16-50		
Wire solid [mm ²]	16-70		
Contact screws [Ncm]	450		
Weight [g]	833	942	1044

- contact frame with hexagon socket screws
- housing material: PA6
- contacts: nickel-plated contacts, with pilot contact (see page 8)
- for waterproof cover see accessories on page 56

IP66/67 watertight

Flanged plug IP66/67

POWER TWIST



angle=15°

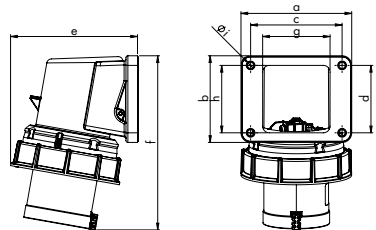
Poles	63 Amp		
	3	4	5
a [mm]	271	271	271
Height [mm]	124	124	124
Wire flexible [mm ²]	6-16		
Wire solid [mm ²]	6-25		
Contact screws [Ncm]	200		
Weight [g]	653	704	746

- contact frame with screws
- housing material: PC/ABS
- contacts: nickel-plated contacts, with pilot contact (see page 8)
- for waterproof cover and cable-glands see accessories page 56
- rear entry
- incl. flange gasket

IP66/67 watertight

Flanged plug compact IP66/67

POWER TWIST



Poles	63 Amp		
	3	4	5
a [mm]	116	116	116
b [mm]	91	91	91
c [mm]	95	95	95
d [mm]	70	70	70
e [mm]	132	132	132
f [mm]	181	181	181
g [mm]	70	70	70
h [mm]	70	70	70
Ø i [mm]	6,5	6,5	6,5
Wire flexible [mm ²]	6-16		
Wire solid [mm ²]	6-25		
Contact screws [Ncm]	200		
Weight [g]	547	598	640

- contact frame with screws
- housing material: PA6
- contacts: nickel-plated contacts, with pilot contact (see page 8)
- for waterproof cover and cable-glands see accessories page 56
- rear entry
- incl. flange gasket

IP66/67 watertight

Amp.	Poles	pack. unit	110V~	230V~	400V~	500V~	>50-500V~	>50V others
			50/60Hz	50/60Hz	50/60Hz	50/60Hz	100-300Hz	
			4h	3p=6h 4p+5p=9h	3p=9h 4p+5p=6h	7h	10h	1h
			Cat.No.	Cat.No.	Cat.No.	Cat.No.	Cat.No.	Cat.No.

flange 100 x 112 - fixing center 80 x 88

63	3	2	733-4	733-6	733-9	733-7	733-10	733-1
63	4	2	734-4	734-9	734-6	734-7	734-10	734-1
63	5	2	735-4	735-9	735-6	735-7	735-10	735-1



735-6

flange 120 x 130 - fixing center 100 x 108

125	3	2	743-4	743-6	743-9	743-7	743-10	743-1
125	4	2	744-4	744-9	744-6	744-7	744-10	744-1
125	5	2	745-4	745-9	745-6	745-7	745-10	745-1



745-6

flange 118 x 170 - fixing center 105 x 109

63	3	2	77733-4	77733-6	77733-9	77733-7	77733-10	77733-1
63	4	2	77734-4	77734-9	77734-6	77734-7	77734-10	77734-1
63	5	2	77735-4	77735-9	77735-6	77735-7	77735-10	77735-1



77735-6

flange 116 x 91 - fixing center 95 x 70

63	3	2	77733-4k	77733-6k	77733-9k	77733-7k	77733-10k	77733-1k
63	4	2	77734-4k	77734-9k	77734-6k	77734-7k	77734-10k	77734-1k
63	5	2	77735-4k	77735-9k	77735-6k	77735-7k	77735-10k	77735-1k



77735-6k

Information icons: 'i', a red circle with a white dot, a circular icon with a cross, a square icon with a cross, a square icon with a circle, a square icon with a circle and a lightning bolt, a square icon with a circle and a microphone, a square icon with a circle and a play button, a square icon with a circle and a lightbulb, a square icon with a circle and a car, and a square icon with a circle and a hash symbol.

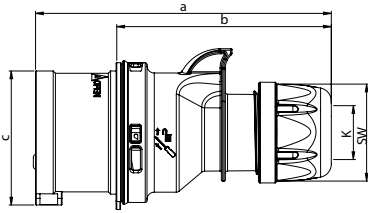
Functional principle:
Phase inverter



CEE Phase inverters

Phase inverter plug IP44/54

SHARK



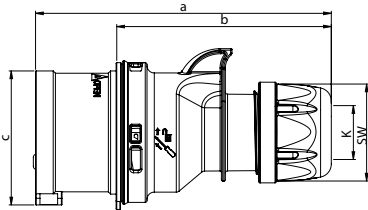
Poles	16 Amp		32 Amp	
	4	5	4	5
a [mm]	128	134	150	155
b [mm]	92	98	104	109
c [mm]	53	61	63	70
K_cable Ø [mm]	6-15	8-16	11,5-20	11,5-22
Wire flexible class 5 or 6 [mm ²]	1-2,5		2,5-6	
Contact screws [Ncm]	100		110	
SW [mm]	42	42	50	50
Weight [g]	128	154	204	236

- with screw terminals
- housing material: PA6
- contacts: nickel-plated contacts

IP44/54 splash- and dustproof

Phase inverter plug IP44/54

SHARK TT



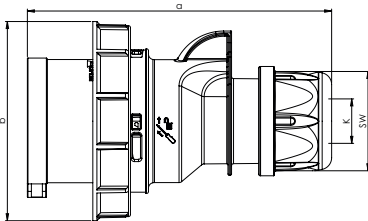
Poles	16 Amp		32 Amp	
	5	5	5	5
a [mm]	134	155	155	155
b [mm]	98	109	109	109
c [mm]	61	70	70	70
K_cable Ø [mm]	8-16	11,5-22	11,5-22	11,5-22
Wire flexible class 5 or 6 [mm ²]	1-2,5		2,5-6	
Contact screws [Ncm]	100		110	
SW [mm]	42	50	50	50
Weight [g]	156	237	237	237

- L1, N, PE = screwless connection terminals
- L2, L3 = screw terminals
- housing material: PA6
- contacts: nickel-plated contacts

IP44/54 splash- and dustproof

Phase inverter plug IP66/67

SHARK



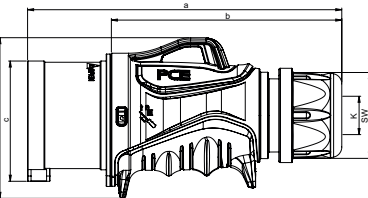
Poles	16 Amp		32 Amp	
	4	5	4	5
a [mm]	128	134	150	155
b [mm]	79	87	93	100
c [mm]	61	61	63	70
K_cable Ø [mm]	6-15	8-16	11,5-20	11,5-22
Wire flexible class 5 or 6 [mm ²]	1-2,5		2,5-6	
Contact screws [Ncm]	100		110	
SW [mm]	42	42	50	50
Weight [g]	153	183	245	280

- with screw terminals
- housing material: PA6
- contacts: nickel-plated contacts

IP66/67 watertight

Phase inverter plug IP44/54

GRIP



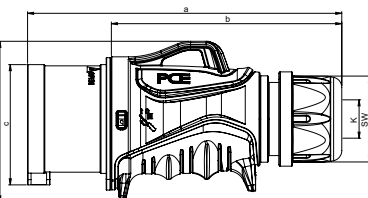
Poles	16 Amp		32 Amp	
	5	5	5	5
a [mm]	157	182	182	182
b [mm]	117	134	134	134
c [mm]	61	70	70	70
d [mm]	79	93	93	93
K_cable Ø [mm]	8-16	11,5-22	11,5-22	11,5-22
Wire flexible class 5 or 6 [mm ²]	1-2,5		2,5-6	
Contact screws [Ncm]	100		110	
SW [mm]	42	50	50	50
Weight [g]	180	273	273	273

- with screw terminals
- housing material: 2-components (PA6 / TPE)
- contacts: nickel-plated contacts

IP44/54 splashproof

Phase inverter plug IP44/54

GRIP TT



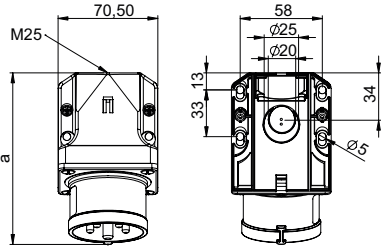
Poles	16 Amp		32 Amp	
	5	5	5	5
a [mm]	157	182	182	182
b [mm]	117	134	134	134
c [mm]	61	70	70	70
d [mm]	79	93	93	93
K_cable Ø [mm]	8-16	11,5-22	11,5-22	11,5-22
Wire flexible class 5 or 6 [mm ²]	1-2,5		2,5-6	
Contact screws [Ncm]	100		110	
SW [mm]	42	50	50	50
Weight [g]	183	279	279	279

- L1, N, PE = screwless connection terminals
- L2, L3 = screw terminals
- housing material: 2-components (PA6 / TPE)
- contacts: nickel-plated contacts

IP44/54 splashproof

CEE Phase inverters

Phase inverter - Wall mounted plug IP44

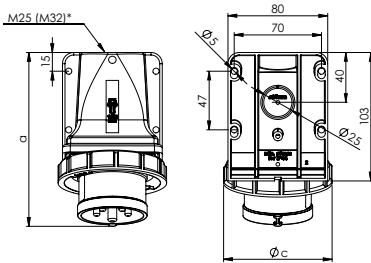


	16 Amp		32 Amp	
Poles	5	4	5	
a [mm]	122	131	132	
Height [mm]	79	85	85	
M [mm]	25	25	25	
Wire flexible class 5 or 6 [mm²]	1-2,5		2,5-6	
Contact screws [Ncm]	100		110	
Weight [g]	205	234	255	

- with screw terminals
- housing material: PA6
- contacts: nickel-plated contacts
- top and rear entry
- incl. threaded cable grommet

IP44 splashproof

Phase inverter - Wall mounted plug IP67



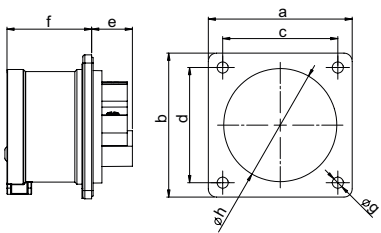
	16 Amp		32 Amp	
Poles	5	4	5	
a [mm]	140	153	152	
Height [mm]	100	104	102	
c [mm]	87	93	102	
M* [mm]	25	25	25	
Wire flexible class 5 or 6 [mm²]	1-2,5		2,5-6	
Contact screws [Ncm]	100		110	
Weight [g]	241	276	307	

- with screw terminals
- housing material: PA6
- contacts: nickel-plated contacts
- top and rear entry

IP67 watertight

*M32 optionally available on request

Phase inverter - Flanged plug straight IP44

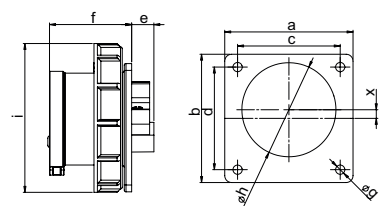


	16 Amp		32 Amp	
Poles	5	4	5	
Flange a x b [mm]	70	70	70	
Fixing center c x d [mm]	56	56	56	
e [mm]	20	21	21	
f [mm]	42	51	51	
g [mm]	5,5	5,5	5,5	
h [mm]	55	55	55	
Wire flexible class 5 or 6 [mm²]	1-2,5		2,5-6	
Contact screws [Ncm]	100		110	
Weight [g]	118	146	167	

- with screw terminals
- housing material: PA6
- contacts: nickel-plated contacts
- According to EN 60309: For correct use a locking device has to be provided (see page 10)

IP44 splashproof

Phase inverter - Flanged plug straight IP67



	16 Amp		32 Amp	
Poles	5	4	5	
Flange a x b [mm]	75	75	75	
Fixing center c x d [mm]	60	60	60	
e [mm]	13	15	14	
f [mm]	48	58	58	
g [mm]	5,5	5,5	5,5	
h [mm]	55	55	55	
i [mm]	87	93	100	
x [mm]	5	4,5	0	
Wire flexible class 5 or 6 [mm²]	1-2,5		2,5-6	
Contact screws [Ncm]	100		110	
Weight [g]	150	185	215	

- with screw terminals
- housing material: PA6
- contacts: nickel-plated contacts
- According to EN 60309: For correct use a locking device has to be provided (see page 10)
- for 16A 5p and 32 5p the plug is placed off centered for keeping the standards

IP67 watertight

Amp.	Poles	pack. unit
16	5	10
16	5	10
32	4	10
32	4	10
32	5	10
32	5	10

230V~	400V~
50/60Hz	50/60Hz
4p=9h	4p+5p=6h
Cat.No.	Cat.No.

	7715-6	
	7715-6d	with cap
7724-9	7724-6	
7724-9d	7724-6d	with cap
	7725-6	
	7725-6d	with cap



7715-6

16	5	5
32	4	5
32	5	5

	77152-6k	
77242-9k	77242-6k	
	77252-6k	



77152-6k

flange 70 x 70 - fixing center 56 x 56		
16	5	10
32	4	10
32	5	10

	8615-6	
8624-9	8624-6	
	8625-6	



8624-6

flange 75 x 75 - fixing center 60 x 60		
16	5	10
32	4	10
32	5	10

	86152-6	
86242-9	86242-6	
	86252-6	

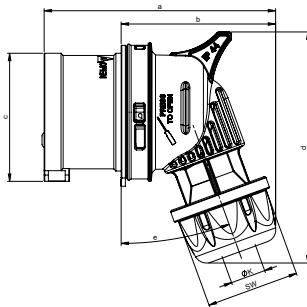


86152-6

-
-
-
-
-
-
-
-
-
-
-
-

CEE Phase inverters

Phase inverter - Angled plug IP44 **TWIST**

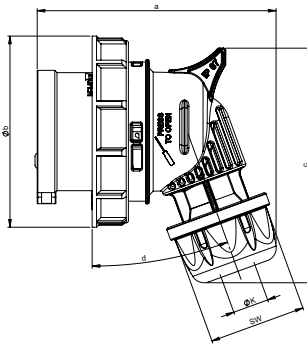


	16 Amp		32 Amp	
	4	5	4	5
Poles	4	5	4	5
a [mm]	98	107	125	137
b [mm]	62	71	80	92
c [mm]	53	61	63	70
d [mm]	91	102	110	121
e [°]	15	20	25	25
K_cable Ø [mm]	6-15	8-16	11,5-20	11,5-22
Wire flexible class 5 or 6 [mm ²]	1-2,5		2,5-6	
Contact screws [Ncm]	100		110	
SW [mm]	38	42	50	50
Weight [g]	128	158	181	237

- with screw terminals
- housing material
16/4: PA6
16/5, 32/4, 32/5: PC/ABS
- contacts: nickel-plated contacts

IP44 splashproof

Phase inverter - Angled plug IP67 **TWIST**

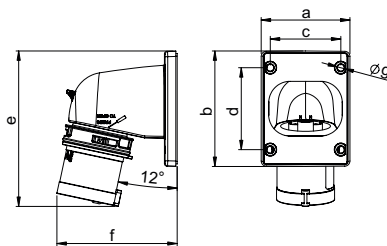


	16 Amp		32 Amp	
	4	5	4	5
Poles	4	5	4	5
a [mm]	100	109	126	136
b [mm]	79	87	93	100
c [mm]	94	107	110	118
d [°]	15	20	25	25
K_cable Ø [mm]	6-15	8-16	11,5-20	11,5-22
Wire flexible class 5 or 6 [mm ²]	1-2,5		2,5-6	
Contact screws [Ncm]	100		110	
SW [mm]	38	42	50	50
Weight [g]	152	180	188	281

- with screw terminals
- housing material
16/4: PA6
16/5, 32/4, 32/5: PC/ABS
- contacts: nickel-plated contacts

IP67 watertight

Phase inverter - Flanged plug angled IP44 **TWIST**

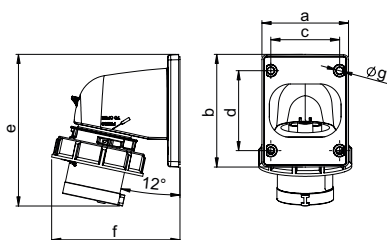


	16 Amp		32 Amp	
	4	5	4	5
Poles	4	5	4	5
a [mm]	66	90	90	90
b [mm]	86	100	100	100
c [mm]	53	77	77	77
d [mm]	61	85	85	85
e [mm]	117	153	163	164
f [mm]	93	98	100	103
g [mm]	5	5	5	5
Wire flexible class 5 or 6 [mm ²]	1-2,5		2,5-6	
Contact screws [Ncm]	100		110	
Weight [g]	147	190	222	249

- with screw terminals
- housing material: PC/ABS
- contacts: nickel-plated contacts

IP44 splashproof

Phase inverter - Flanged plug angled IP67 **TWIST**



	16 Amp		32 Amp	
	4	5	4	5
Poles	4	5	4	5
a [mm]	66	90	90	90
b [mm]	86	100	100	100
c [mm]	53	77	77	77
d [mm]	61	85	85	85
e [mm]	117	153	163	164
f [mm]	103	107	110	114
g [mm]	5	5	5	5
Wire flexible class 5 or 6 [mm ²]	1-2,5		2,5-6	
Contact screws [Ncm]	100		110	
Weight [g]	171	220	261	297

- with screw terminals
- housing material: PC/ABS
- contacts: nickel-plated contacts

IP67 watertight

Amp.	Poles	pack. unit
16	4	10
16	5	10
32	4	10
32	5	10

230V~	400V~
50/60Hz	50/60Hz
4p=9h	4p+5p=6h
Cat.No.	Cat.No.

7414-9	7414-6
	7415-6
7424-9	7424-6
	7425-6



16	4	10
16	5	10
32	4	10
32	5	10

74142-9	74142-6
	74152-6
	74242-6
	74252-6



16	4	10
16	5	5
32	4	5
32	5	5

77814-9	77814-6
	77815-6
77824-9	77824-6
	77825-6



16	4	10
16	5	5
32	4	5
32	5	5

778142-9	778142-6
	778152-6
778242-9	778242-6
	778252-6

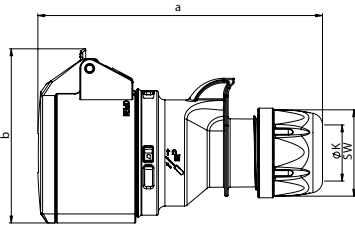


-
-
-
-
-
-
-

CEE Connectors

Connector IP44/54

SHARK



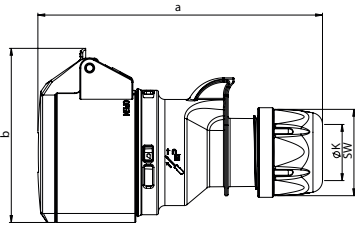
Poles	16 Amp			32 Amp		
	3	4	5	3	4	5
a [mm]	133	138	145	161	161	168
b [mm]	74	82	89	94	94	99
K_cable Ø [mm]	6-15	6-15	8-16	11,5-20	11,5-20	11,5-22
Wire flexible [mm ²]	1-2,5			2,5-6		
Contact screws [Ncm]	100			110		
SW [mm]	42	42	42	50	50	50
Weight [g]	133	161	182	228	244	270

- with screw terminals
- housing material: PA6
- contacts: brass
 - to order nickel-plated contacts please add a "v" e.g. 215-6v

IP44/54 splash- and dustproof

Connector IP44/54

SHARK TT



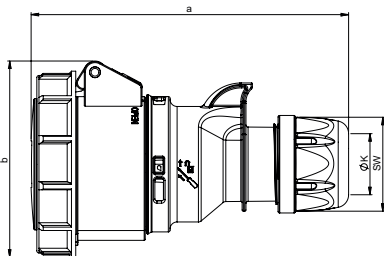
Poles	16 Amp			32 Amp		
	3	4	5	3	4	5
a [mm]	133	138	145	161	161	168
b [mm]	74	82	89	94	94	99
K_cable Ø [mm]	6-15	6-15	8-16	11,5-20	11,5-20	11,5-22
Wire flexible [mm ²]	1-2,5			2,5-6		
SW [mm]	42	42	42	50	50	50
Weight [g]	136	161	189	228	243	271

- screwless connection technology
- housing material: PA6
- contacts: brass
 - to order nickel-plated contacts please add a "v" e.g. 215-6TTv

IP44/54 splash- and dustproof

Connector IP66/67

SHARK



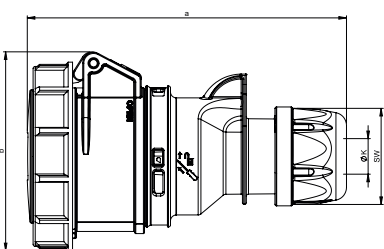
Poles	16 Amp			32 Amp		
	3	4	5	3	4	5
a [mm]	132	139	147	163	163	171
b [mm]	78	84	92	96	96	102
K_cable Ø [mm]	6-15	6-15	8-16	11,5-20	11,5-20	11,5-22
Wire flexible [mm ²]	1-2,5			2,5-6		
Contact screws [Ncm]	100			110		
SW [mm]	42	42	42	50	50	50
Weight [g]	155	186	215	275	292	338

- with screw terminals
- housing material: PA6
- contacts: brass
 - to order nickel-plated contacts please add a "v" e.g. 2152-6v

IP66/67 watertight

Connector IP66/67

SHARK TT



Poles	16 Amp			32 Amp		
	3	4	5	3	4	5
a [mm]	132	139	147	163	163	171
b [mm]	78	84	92	96	96	102
K_cable Ø [mm]	6-15	6-15	8-16	11,5-20	11,5-20	11,5-22
Wire flexible [mm ²]	1-2,5			2,5-6		
SW [mm]	42	42	42	50	50	50
Weight [g]	157	187	231	275	291	339

- screwless connection technology
- housing material: PA6
- contacts: brass
 - to order nickel-plated contacts please add a "v" e.g. 2152-6TTv

IP66/67 watertight

Amp.	Poles	pack. unit	110V~	230V~	400V~	500V~	>50-500V~	>50V others
			50/60Hz 4h Cat.No.	50/60Hz 3p=6h 4p+5p=9h Cat.No.	50/60Hz 3p=9h 4p+5p=6h Cat.No.	50/60Hz 7h Cat.No.	100-300Hz 10h Cat.No.	1h Cat.No.
16	3	10	213-4	213-6	213-9	213-7	213-10	213-1
16	4	10	214-4	214-9	214-6	214-7	214-10	214-1
16	5	10	215-4	215-9	215-6	215-7	215-10	215-1
32	3	10	223-4	223-6	223-9	223-7	223-10	223-1
32	4	10	224-4	224-9	224-6	224-7	224-10	224-1
32	5	10	225-4	225-9	225-6	225-7	225-10	225-1



215-6

16	3	10	213-4TT	213-6TT	213-9TT			
16	4	10	214-4TT	214-9TT	214-6TT			
16	5	10	215-4TT	215-9TT	215-6TT			
32	3	10	223-4TT	223-6TT	223-9TT			
32	4	10	224-4TT	224-9TT	224-6TT			
32	5	10	225-4TT	225-9TT	225-6TT			



215-6TT

16	3	10	2132-4	2132-6	2132-9	2132-7	2132-10	2132-1
16	4	10	2142-4	2142-9	2142-6	2142-7	2142-10	2142-1
16	5	10	2152-4	2152-9	2152-6	2152-7	2152-10	2152-1
32	3	10	2232-4	2232-6	2232-9	2232-7	2232-10	2232-1
32	4	10	2242-4	2242-9	2242-6	2242-7	2242-10	2242-1
32	5	10	2252-4	2252-9	2252-6	2252-7	2252-10	2252-1



2252-6

16	3	10	2132-4TT	2132-6TT	2132-9TT			
16	4	10	2142-4TT	2142-9TT	2142-6TT			
16	5	10	2152-4TT	2152-9TT	2152-6TT			
32	3	10	2232-4TT	2232-6TT	2232-9TT			
32	4	10	2242-4TT	2242-9TT	2242-6TT			
32	5	10	2252-4TT	2252-9TT	2252-6TT			



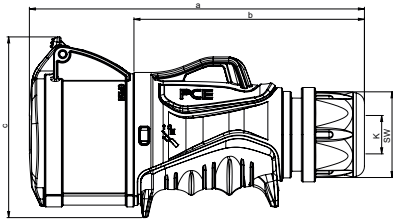
2252-6TT

Information icons: i, a red button with a white circle and dots, a power icon, a terminal block icon, a lightning bolt icon, a microphone icon, a game controller icon, a lightbulb icon, a car icon, and a hash symbol #.

CEE Connectors

Connector IP44/54

GRIP



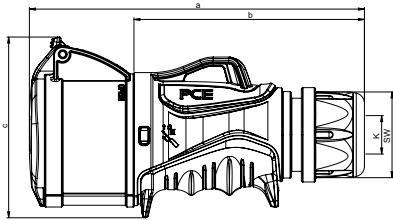
	16 Amp	32 Amp
Poles	5	5
a [mm]	168	194
b [mm]	117	134
c [mm]	93	105
K_cable Ø [mm]	8-16	11,5-22
Wire flexible [mm ²]	1-2,5	2,5-6
Contact screws [Ncm]	100	110
SW [mm]	42	50
Weight [g]	211	313

- with screw terminals
- housing material: 2-components (PA6 / TPE)
- contacts: brass
 - to order nickel-plated contacts please add a "v" e.g. 2153-6v

IP44/54 splashproof

Connector IP44/54

GRIP TT



	16 Amp	32 Amp
Poles	5	5
a [mm]	168	194
b [mm]	117	134
c [mm]	93	105
K_cable Ø [mm]	8-16	11,5-22
Wire flexible [mm ²]	1-2,5	2,5-6
SW [mm]	42	50
Weight [g]	215	315

- screwless connection technology
- housing material: 2-components (PA6 / TPE)
- contacts: brass
 - to order nickel-plated contacts please add a "v" e.g. 2153-6TTv

IP44/54 splashproof

STANDARD

with screw terminals



TURBO TERMINAL TURBOclicks TERMINAL

screwless connection technology



MIDNIGHT

also available in "black" with screw terminals



Amp.	Poles	pack. unit	110V~	230V~	400V~	500V~	>50-500V~	>50V others
			50/60Hz 4h	50/60Hz 3p=6h 4p+5p=9h	50/60Hz 3p=9h 4p+5p=6h	50/60Hz 7h	100-300Hz 10h	1h
			Cat.No.	Cat.No.	Cat.No.	Cat.No.	Cat.No.	Cat.No.
16	5	10	2153-4	2153-9	2153-6			
32	5	10	2253-4	2253-9	2253-6			



2153-6

16	5	10	2153-4TT	2153-9TT	2153-6TT			
32	5	10	2253-4TT	2253-9TT	2253-6TT			



2253-6TT

MORE GRIP MORE „POWER“

The CEE plugs and connectors of the GRIP series with rubberized surfaces provide more safety and perfect grip for all applications

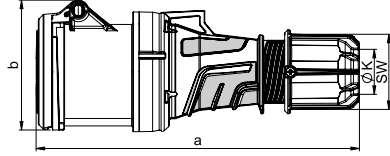


-
-
-
-
-
-
-
-
-
-
-

CEE Connectors

Connector IP44

POWERTWIST



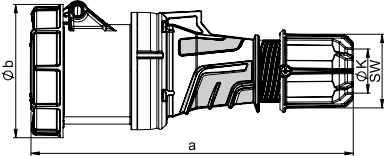
Poles	63 Amp		
	3	4	5
a [mm]	269	269	269
b [mm]	107	107	107
K_cable Ø [mm]	14,5-36	14,5-36	14,5-36
Wire flexible [mm ²]	6-16		
Contact screws [Ncm]	200		
SW [mm]	61	61	61
Weight [g]	624	664	720

- contact frame with screw
- housing material: PA6
- contacts: brass with lamellar contact CuBe
 - to order with pilot contact add a "5" e.g. 23351-6 (see page 8)
 - to order with pilot contact system (PCS) please add a "6" e.g. 23361-6 (see page 8)

IP44 splashproof

Connector IP66/67

POWERTWIST



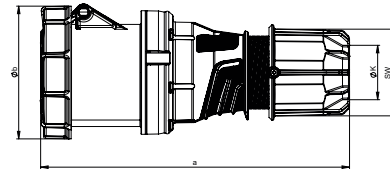
Poles	63 Amp		
	3	4	5
a [mm]	269	269	269
b [mm]	114	114	114
K_cable Ø [mm]	14,5-36	14,5-36	14,5-36
Wire flexible [mm ²]	6-16		
Contact screws [Ncm]	200		
SW [mm]	61	61	61
Weight [g]	669	710	768

- contact frame with screw
- housing material: PA6
- contacts: brass with lamellar contact CuBe
 - to order with pilot contact add a "5" e.g. 2335-6 (see page 8)
 - to order with pilot contact system (PCS) please add a "6" e.g. 2336-6 (see page 8)

IP66/67 watertight

Connector IP66/67

POWERTWIST



Poles	125 Amp		
	3	4	5
a [mm]	287	287	287
b [mm]	124	124	124
K_cable Ø [mm]	22,5-50	22,5-50	22,5-50
Wire flexible [mm ²]	16-50		
Contact screws [Ncm]	450		
SW [mm]	81	81	81
Weight [g]	1060	1167	1266

- contact frame with hexagon socket screws
- housing material: PA6
- contacts: brass with lamellar contact CuBe
 - to order with pilot contact add a "5" e.g. 2435-6 (see page 8)
 - to order with pilot contact system (PCS) please add a "6" e.g. 2436-6 (see page 8)

IP66/67 watertight



POWER TWIST

- ✓ Safety
- ✓ High impact resistance
- ✓ Optimum grip
- ✓ Large connection area
- ✓ Time saving

Amp.	Poles	pack. unit	110V~	230V~	400V~	500V~	>50-500V~	>50V others
			50/60Hz 4h	50/60Hz 3p=6h 4p+5p=9h	50/60Hz 3p=9h 4p+5p=6h	50/60Hz 7h	100-300Hz 10h	1h
			Cat.No.	Cat.No.	Cat.No.	Cat.No.	Cat.No.	Cat.No.

63	3	2	2331-4	2331-6	2331-9	2331-7	2331-10	2331-1
63	4	2	2341-4	2341-9	2341-6	2341-7	2341-10	2341-1
63	5	2	2351-4	2351-9	2351-6	2351-7	2351-10	2351-1



2351-6

63	3	2	233-4	233-6	233-9	233-7	233-10	233-1
63	4	2	234-4	234-9	234-6	234-7	234-10	234-1
63	5	2	235-4	235-9	235-6	235-7	235-10	235-1



235-6


125	3	2	243-4	243-6	243-9	243-7	243-10	243-1
125	4	2	244-4	244-9	244-6	244-7	244-10	244-1
125	5	2	245-4	245-9	245-6	245-7	245-10	245-1



245-6

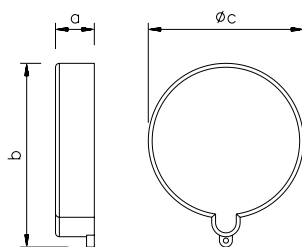
One contact

for extreme environments



Information icons: i, electrical symbols, and a hash symbol #.

Accessories



Dust cap 16A and 32A

Poles	16 Amp				32 Amp			
	3	4	5	7	3	4	5	7
a [mm]	15	15	15	15	15	15	15	15
b [mm]	56	63	71	71	71	71	79	79
c [mm]	48	54	61	61	61	61	67	67
Weight [g]	10	12	14	14	14	14	16	16

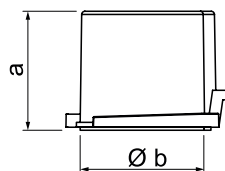
- for plugs and appliance plugs (except extra low voltage)
- to protect contacts against dust
- material: TPE/PP

Dust cap 63A and 125A

Poles	63 Amp			125 Amp		
	3	4	5	3	4	5
a [mm]	21	21	21	21	21	21
b [mm]	82	82	82	93	93	93
c [mm]	73	73	73	86	86	86
Weight [g]	19	19	19	25	25	25

- for plugs and appliance plugs
- to protect contacts against dust
- material: TPE/PP

Water protection cap 16A and 32A

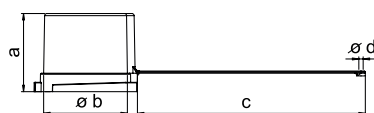


Poles	16 Amp				32 Amp			
	3	4	5	7	3	4	5	7
a [mm]	40	40	40	40	50	50	50	50
b [mm]	48	54	62	62	62	62	69	69
Weight [g]	16	19	26	26	27	27	33	33

- for 16 and 32A plugs and appliance plugs (except extra low voltage)
- material: PC/ABS
- color: grey
- incl. nylon band (appr. 220mm)

IP67 watertight

Water protection cap 63A and 125A



Poles	63 Amp			125 Amp		
	3	4	5	3	4	5
a [mm]	72	72	72	82	82	82
b [mm]	78	78	78	91	91	91
c [mm]	211	211	211	205	205	205
d [mm]	4	4	4	5	5	5
Weight [g]	86	86	86	95	95	95

- for plugs and appliance plugs
- material 63A: Polypropylen
- material 125A: Polyamide PA6

IP67 watertight

Special tool for cable gland nuts of plugs and connectors

Note: Consider rated torques - see page 12



SHARK / GRIP 16/32A wrench open, L=215mm

Cat.No.

711632

POWER TWIST 63/125A wrench open, L=313mm

7163125

NAUTILUS / Top Taurus wrench open, L=206mm

711633

TWIST 16/3 / Extra low voltage wrench open, L=204mm

71163062

Amp.	Poles	pack. unit	Cat.No.
16	3	}	ts613g
16	4		ts614g
16	5		ts615g
16	7		
32	3	}	ts623g
32	4		
32	5		ts625g
32	7		



Amp.	Poles	pack. unit	Cat.No.
63	3	}	ts635g
63	4		
63	5		
63	5		
125	3	}	ts645g
125	4		
125	5		



Amp.	Poles	pack. unit	Cat.No.
16	3	10	20163
16	4	10	20164
16	5	10	} 20165
16	7	10	
32	3	10	} 203234
32	4	10	
32	5	10	
32	7	10	20325



0152-6TT + 20165

Amp.	Poles	pack. unit	Cat.No.
63	3	}	ts7632g
63	4		
63	5		
125	3	}	ts1252g
125	4		
125	5		



Cable gland IP68, black

Note: For entries without threads, marked by „Ø“, the appropriate lock nuts should be used!

size	thread length	cable diameter	Cat.No.	pack unit
M20 x 1,5	15 mm	10-14 mm	23201515120	50
M25 x 1,5	15 mm	13-18 mm	23251515140	50
M32 x 1,5	15 mm	18-25 mm	23321515200	25
M40 x 1,5	18 mm	22-32 mm	23401518260	10
M50 x 1,5	18 mm	30-38 mm	23501518310	5
M63 x 1,5	18 mm	34-44 mm	23631518350	5
M40 x 1,5	Lock nut, brass nickel coated		264015009	50
M50 x 1,5	Lock nut, brass nickel coated		265015009	50



-
-
-
-
-
-
-
-
-
-
-
-







MADE IN AUSTRIA



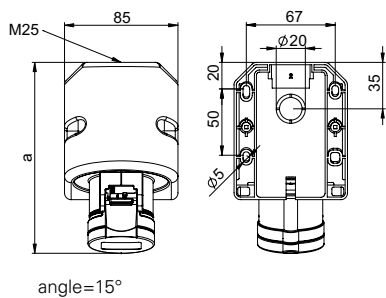
CEE WALL AND FLANGED SOCKETS

16A – 125A

		Page
	CEE Wall sockets	60
	CEE Flanged sockets straight	72
	CEE Flanged sockets sloping	87
	CEE Design-Sockets	100



CEE Wall sockets

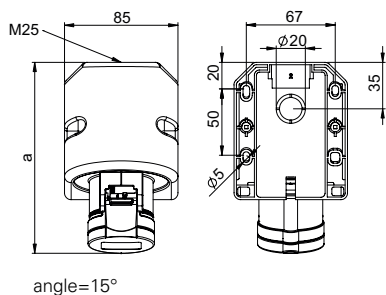


Wall socket IP44

	16 Amp			32 Amp		
	3	4	5	3	4	5
Poles	3	4	5	3	4	5
a [mm]	142	145	144	155	155	157
Height [mm]	97	98	104	106	106	111
M [mm]	25	25	25	25	25	25
Wire flexible [mm ²]	1-2,5			2,5-6		
Wire solid [mm ²]	1-4			2,5-10		
Contact screws [Ncm]	100			110		
Weight [g]	222	240	255	270	289	315

- with screw terminals
- housing material: PA6
- contacts: brass
 - to order nickel-plated contacts please add a "v" e.g. 115-6v
- top and rear entry
- incl. threaded cable grommet

IP44 splashproof

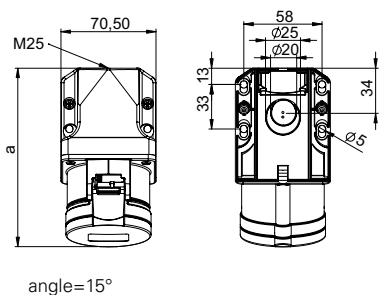


Wall socket IP44 TT

	16 Amp			32 Amp		
	3	4	5	3	4	5
Poles	3	4	5	3	4	5
a [mm]	142	145	144	155	155	157
Height [mm]	97	98	104	106	106	111
M [mm]	25	25	25	25	25	25
Wire flexible [mm ²]	1-2,5			2,5-6		
Wire solid [mm ²]	1-4			2,5-10		
Weight [g]	228	240	260	274	290	315

- screwless connection technology
- housing material: PA6
- contacts: brass
 - to order nickel-plated contacts please add a "v" e.g. 115-6TTv
- top and rear entry
- incl. threaded cable grommet

IP44 splashproof

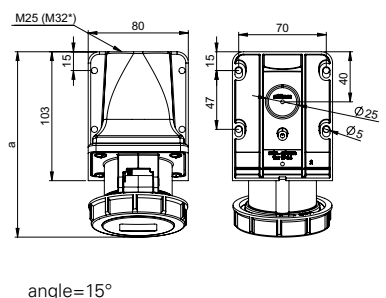


Wall socket IP44

	16 Amp			32 Amp		
	3	4	5	3	4	5
Poles	3	4	5	3	4	5
a [mm]	132	133	133	145	145	145
Height [mm]	94	97	100	103	103	107
M [mm]	25	25	25	25	25	25
Wire flexible [mm ²]	1-2,5			2,5-6		
Wire solid [mm ²]	1-4			2,5-10		
Contact screws [Ncm]	100			110		
Weight [g]	202	214	233	249	265	290

- with screw terminals
- housing material: PA6
- contacts: brass
 - to order nickel-plated contacts please add a "v" e.g. 115-6kv
 - to order Turbo Terminal design (screwless connection technology) please add a „TT“ e.g. 115-6kTT
- top and rear entry
- incl. threaded cable grommet

IP44 splashproof



Wall socket IP67

	16 Amp			32 Amp		
	3	4	5	3	4	5
Poles	3	4	5	3	4	5
a [mm]	146	148	148	161	161	163
Height [mm]	96	99	102	108	108	112
M* [mm]	25	25	25	25	25	25
Wire flexible [mm ²]	1-2,5			2,5-6		
Wire solid [mm ²]	1-4			2,5-10		
Contact screws [Ncm]	100			110		
Weight [g]	222	248	275	298	314	351

- with screw terminals
- housing material: PA6
- contacts: brass
 - to order nickel-plated contacts please add a "v" e.g. 1152-6v
 - to order Turbo Terminal design (screwless connection technology) please add a „TT“ e.g. 1152-6TT
- top and rear entry
- incl. threaded bung

IP67 watertight

*M32 optional on request available

Amp.	Poles	pack. unit	110V~	230V~	400V~	500V~	>50-500V~	>50V others
			50/60Hz 4h	50/60Hz 3p=6h 4p+5p=9h	50/60Hz 3p=9h 4p+5p=6h	50/60Hz 7h	100-300Hz 10h	1h
			Cat.No.	Cat.No.	Cat.No.	Cat.No.	Cat.No.	Cat.No.
16	3	10	113-4	113-6	113-9	113-7	113-10	113-1
16	4	10	114-4	114-9	114-6	114-7	114-10	114-1
16	5	10	115-4	115-9	115-6	115-7	115-10	115-1
32	3	10	123-4	123-6	123-9	123-7	123-10	123-1
32	4	10	124-4	124-9	124-6	124-7	124-10	124-1
32	5	10	125-4	125-9	125-6	125-7	125-10	125-1



113-6

16	3	10	113-4TT	113-6TT	113-9TT			
16	4	10	114-4TT	114-9TT	114-6TT			
16	5	10	115-4TT	115-9TT	115-6TT			
32	3	10	123-4TT	123-6TT	123-9TT			
32	4	10	124-4TT	124-9TT	124-6TT			
32	5	10	125-4TT	125-9TT	125-6TT			



113-6TT

16	3	10	113-4k	113-6k	113-9k	113-7k	113-10k	113-1k
16	4	10	114-4k	114-9k	114-6k	114-7k	114-10k	114-1k
16	5	10	115-4k	115-9k	115-6k	115-7k	115-10k	115-1k
32	3	10	123-4k	123-6k	123-9k	123-7k	123-10k	123-1k
32	4	10	124-4k	124-9k	124-6k	124-7k	124-10k	124-1k
32	5	10	125-4k	125-9k	125-6k	125-7k	125-10k	125-1k



115-6k

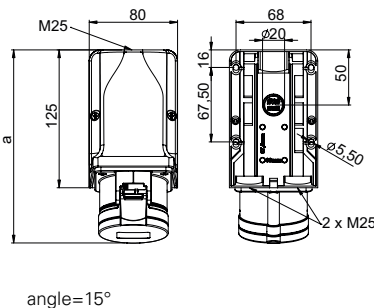
16	3	5	1132-4	1132-6	1132-9	1132-7	1132-10	1132-1
16	4	5	1142-4	1142-9	1142-6	1142-7	1142-10	1142-1
16	5	5	1152-4	1152-9	1152-6	1152-7	1152-10	1152-1
32	3	5	1232-4	1232-6	1232-9	1232-7	1232-10	1232-1
32	4	5	1242-4	1242-9	1242-6	1242-7	1242-10	1242-1
32	5	5	1252-4	1252-9	1252-6	1252-7	1252-10	1252-1



1152-6

Information icons: 'i', smiley face, red square with white circle, 'D', smiley face with 'D', smiley face with 'D', microphone, game controller, lightbulb, game controller, and '#'. The red square icon is highlighted.

CEE Wall sockets

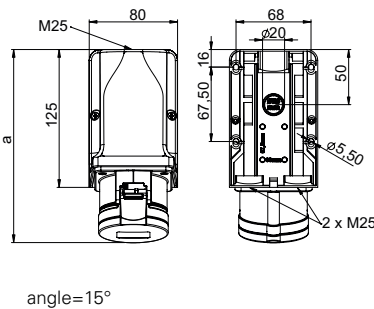


Wall socket IP44

	16 Amp			32 Amp		
	3	4	5	3	4	5
Poles	3	4	5	3	4	5
a [mm]	175	176	176	188	188	188
Height [mm]	127	130	133	136	136	141
M [mm]	3x25	3x25	3x25	3x25	3x25	3x25
Wire flexible [mm ²]	1-2,5			2,5-6		
Wire solid [mm ²]	1-4			2,5-10		
Contact screws [Ncm]	100			110		
Weight [g]	291	304	322	338	355	382

- with screw terminals
- **housing for wiring through** (without terminals)
- housing material: PA6
- contacts: brass
 - to order nickel-plated contacts please add a "v" e.g. 915-6v
 - to order Turbo Terminal design (screwless connection technology) please add a „TT“ e.g. 915-6TT
- top, 2x bottom or rear entry
- incl. threaded cable grommet

IP44 splashproof

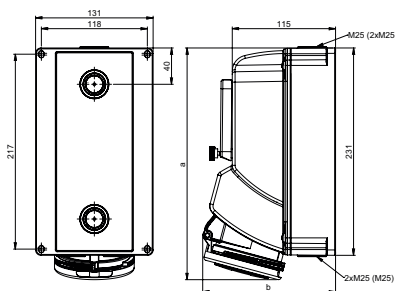


Wall socket IP44

	16 Amp			32 Amp		
	3	4	5	3	4	5
Poles	3	4	5	3	4	5
a [mm]	175	176	176	188	188	188
Height [mm]	127	130	133	136	136	141
M [mm]	3x25	3x25	3x25	3x25	3x25	3x25
Wire flexible [mm ²]	1-2,5			2,5-6		
Wire solid [mm ²]	1-4			2,5-10		
Contact screws [Ncm]	100			110		
Weight [g]	315	336	362	362	387	422

- with screw terminals
- **housing for wiring through**
- **with terminals (3-pole) not wired**
- housing material: PA6
- contacts: brass
 - to order nickel-plated contacts please add a "v" e.g. 915-6vv
- top, 2x bottom or rear entry
- incl. threaded cable grommet

IP44 splashproof



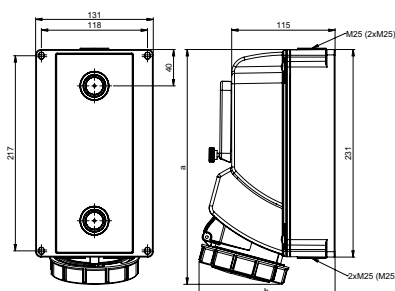
Wall socket with window IP44

	16 Amp			32 Amp		
	3	4	5	3	4	5
Poles	3	4	5	3	4	5
a [mm]	249	249	249	259	259	259
b [mm]	141	141	141	142	142	148
M* [mm]	3x25	3x25	3x25	3x25	3x25	3x25
Wire flexible [mm ²]	1-2,5			2,5-6		
Wire solid [mm ²]	1-4			2,5-10		
Weight [g]	917	922	967	972	985	1033

- with screw terminals
- housing material: PC/ABS
- contacts: nickel-plated contacts
- top, bottom or rear entry
- with DIN-rail
- window for 5 modules
- incl. threaded bung

IP44/54 splashproof

* Option: M32 or closed



Wall socket with window IP67

	16 Amp			32 Amp		
	3	4	5	3	4	5
Poles	3	4	5	3	4	5
a [mm]	253	253	253	259	259	259
b [mm]	141	141	141	145	145	153
M* [mm]	3x25	3x25	3x25	3x25	3x25	3x25
Wire flexible [mm ²]	1-2,5			2,5-6		
Wire solid [mm ²]	1-4			2,5-10		
Weight [g]	952	957	1002	1007	1020	1068

- with screw terminals
- housing material: PC/ABS
- contacts: nickel-plated contacts
- top, bottom or rear entry
- with DIN-rail
- window for 5 modules
- incl. threaded bung

IP67 watertight

* Option: M32 or closed

Amp.	Poles	pack. unit	110V~	230V~	400V~	500V~	>50-500V~	>50V others
			50/60Hz 4h	50/60Hz 3p=6h 4p+5p=9h	50/60Hz 3p=9h 4p+5p=6h	50/60Hz 7h	100-300Hz 10h	1h
			Cat.No.	Cat.No.	Cat.No.	Cat.No.	Cat.No.	Cat.No.
16	3	5	913-4	913-6	913-9	913-7	913-10	913-1
16	4	5	914-4	914-9	914-6	914-7	914-10	914-1
16	5	5	915-4	915-9	915-6	915-7	915-10	915-1
32	3	5	923-4	923-6	923-9	923-7	923-10	923-1
32	4	5	924-4	924-9	924-6	924-7	924-10	924-1
32	5	5	925-4	925-9	925-6	925-7	925-10	925-1



913-6

16	3	5	913-4w	913-6w	913-9w	913-7w	913-10w	913-1w
16	4	5	914-4w	914-9w	914-6w	914-7w	914-10w	914-1w
16	5	5	915-4w	915-9w	915-6w	915-7w	915-10w	915-1w
32	3	5	923-4w	923-6w	923-9w	923-7w	923-10w	923-1w
32	4	5	924-4w	924-9w	924-6w	924-7w	924-10w	924-1w
32	5	5	925-4w	925-9w	925-6w	925-7w	925-10w	925-1w



913-6w

16	3	1	75133-4	75133-6	75133-9	75133-7
16	4	1	75143-4	75143-9	75143-6	75143-7
16	5	1	75153-4	75153-9	75153-6	75153-7
32	3	1	75233-4	75233-6	75233-9	75233-7
32	4	1	75243-4	75243-9	75243-6	75243-7
32	5	1	75253-4	75253-9	75253-6	75253-7



75253-6

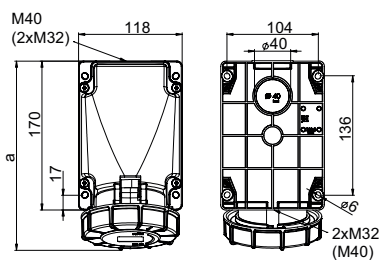
16	3	1	751323-4	751323-6	751323-9	751323-7
16	4	1	751423-4	751423-9	751423-6	751423-7
16	5	1	751523-4	751523-9	751523-6	751523-7
32	3	1	752323-4	752323-6	752323-9	752323-7
32	4	1	752423-4	752423-9	752423-6	752423-7
32	5	1	752523-4	752523-9	752523-6	752523-7



752523-6



CEE Wall sockets



angle=15°

Wall socket IP66/67

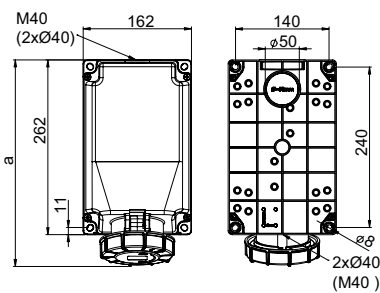
POWER TWIST

	63 Amp		
Poles	3	4	5
a [mm]	213	213	213
Height [mm]	173	173	173
Wire flexible [mm²]	6-16		
Wire solid [mm²]	6-25		
Contact screws [Ncm]	200		
Weight [g]	820	862	923

- contact frame with screws
- housing material: PC/ABS
- contacts: brass with lamellar contact CuBe
 - to order with pilot contact add a „5” e.g. 1335-6 (see page 8)
 - to order with pilot contact system (PCS) add a „6” e.g. 1336-6 (see page 8)
- top, bottom or rear entry
- housing can be rotated by 180°
- incl. threaded bung
- cable-glands see accessories page 56

IP66/67 watertight

IP44 on request



angle=15°

Wall socket IP66/67

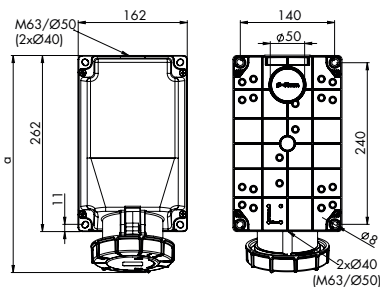
POWER TWIST

	63 Amp		
Poles	3	4	5
a [mm]	306	306	306
Height [mm]	195	195	195
Wire flexible [mm²]	6-16		
Wire solid [mm²]	6-25		
Contact screws [Ncm]	200		
Weight [g]	1360	1409	1463

- contact frame with screws
- housing material: PC/ABS
- contacts: brass with lamellar contact CuBe
 - to order with pilot contact add a „5” e.g. 13575-6 (see page 8)
 - to order with pilot contact system (PCS) please add a „6” e.g. 13576-6 (see page 8)
- top, bottom or rear entry
- housing can be rotated by 180°
- incl. threaded bung
- cable-glands see accessories page 56

IP66/67 watertight

IP44 on request



angle=15°

Wall socket IP66/67

POWER TWIST

	125 Amp		
Poles	3	4	5
a [mm]	322	322	322
Height [mm]	205	205	205
Wire flexible [mm²]	16-50		
Wire solid [mm²]	16-70		
Contact screws [Ncm]	450		
Weight [g]	1745	1752	1852

- contact frame with hexag socket screws
- housing material: PC/ABS
- contacts: brass with lamellar contact CuBe
 - to order with pilot contact add a „5” e.g. 1455-6 (see page 8)
 - to order with pilot contact system (PCS) add a „6” e.g. 1456-6 (see page 8)
- top, bottom or rear entry
- housing can be rotated by 180°
- incl. threaded bung
- cable-glands see accessories page 56

IP66/67 watertight

Advantages:

Housing can be rotated by 180° – the position of the cable entry can be chosen!

Amp.	Poles	pack. unit	110V~	230V~	400V~	500V~	>50-500V~	>50V others
			50/60Hz	50/60Hz	50/60Hz	50/60Hz	100-300Hz	
			4h	3p=6h 4p+5p=9h	3p=9h 4p+5p=6h	7h	10h	1h
			Cat.No.	Cat.No.	Cat.No.	Cat.No.	Cat.No.	Cat.No.


Basic unit HxWxD = 170x118x173; 1xM40; 2xM32

63	3	1	133-4	133-6	133-9	133-7	133-10	133-1
63	4	1	134-4	134-9	134-6	134-7	134-10	134-1
63	5	1	135-4	135-9	135-6	135-7	135-10	135-1



Basic unit HxWxD = 262x162x195; 1xM40; 2xØ40

63	3	1	1337-4	1337-6	1337-9	1337-7	1337-10	1337-1
63	4	1	1347-4	1347-9	1347-6	1347-7	1347-10	1347-1
63	5	1	1357-4	1357-9	1357-6	1357-7	1357-10	1357-1

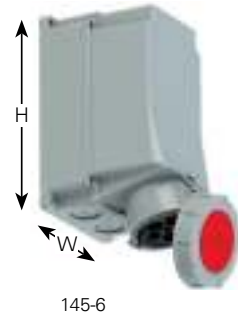


Basic unit HxWxD = 262x162x205; 1xØ50; 2xØ40

125	3	1	143-4	143-6	143-9	143-7	143-10	143-1
-----	---	---	-------	--------------	-------	-------	--------	-------

Basic unit HxWxD = 262x162x205; 1xM63; 2xØ40

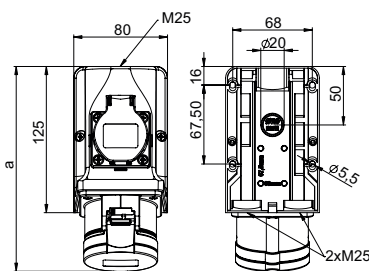
125	4	1	144-4	144-9	144-6	144-7	144-10	144-1
125	5	1	145-4	145-9	145-6	145-7	145-10	145-1



Accessories (cable glands)
see page 56



CEE Wall sockets COMBO



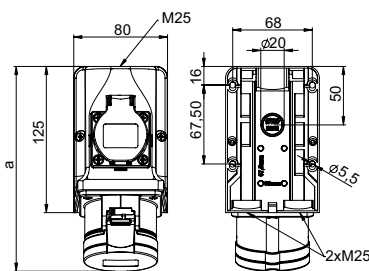
angle=15°

Wall socket COMBO IP44

	16 Amp			32 Amp		
	3	4	5	3	4	5
Poles	3	4	5	3	4	5
a [mm]	175	176	176	188	188	188
Height [mm]	127	130	133	136	136	141
M [mm]	3x25	3x25	3x25	3x25	3x25	3x25
Wire flexible [mm ²]	1-2,5			2,5-6		
Wire solid [mm ²]	1-4			2,5-10		
Contact screws CEE [Ncm]	100			110		
Screw terminals [Ncm]	120					
Weight [g]	388	405	424	455	470	500

- with screw terminals
- wall socket with integrated safety socket according to Austrian/German system
- connecting terminals up to 10 mm²
- **ready wired**
- for Combo-wall socket 32A the safety socket is protected by fuse (10A slow)
- housing material: PA6
- contacts: brass
 - to order nickel-plated contacts please add a "v" e.g. 9215-6v
- top, 2x bottom or rear entry
- incl. threaded cable grommet

IP44 splashproof



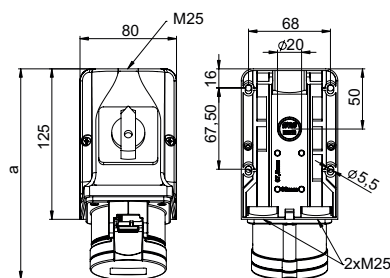
angle=15°

Wall socket COMBO IP44

	16 Amp			32 Amp		
	3	4	5	3	4	5
Poles	3	4	5	3	4	5
a [mm]	175	176	176	188	188	188
Height [mm]	127	130	133	136	136	141
M [mm]	3x25	3x25	3x25	3x25	3x25	3x25
Wire flexible [mm ²]	1-2,5			2,5-6		
Wire solid [mm ²]	1-4			2,5-10		
Contact screws CEE [Ncm]	100			110		
Screw terminals [Ncm]	120					
Contact screws SSD [Ncm]	80					
Weight [g]	353	370	380	410	425	455

- with screw terminals
- wall socket with integrated safety socket according to Austrian/German system
- connecting terminals up to 10 mm²
- **unwired**
- for Combo-wall socket 32A the safety socket is protected by fuse (10A slow)
- housing material: PA6
- contacts: brass
 - to order nickel-plated contacts please add a "v" e.g. 9215-6vv
- top, 2x bottom or rear entry
- incl. threaded cable grommet

IP44 splashproof



angle=15°

Wall socket with switch IP44

	16 Amp	32 Amp*
	Poles	5
a [mm]	176	188
Height [mm]	133	143
M [mm]	3x25	3x25
Wire flexible [mm ²]	1-2,5	2,5-6
Wire solid [mm ²]	1-4	2,5-10
Weight [g]	450	700

- with screw terminals
- wall socket with integrated **ON/OFF switch AC22A**
- connecting terminals up to 10 mm²
- **prewired**
- housing material: PA6
- contacts: brass
 - to order nickel-plated contacts please add a "v" e.g. 75915-6v-p
- top, 2x bottom or rear entry
- incl. threaded cable grommet

IP44 splashproof

Amp.	Poles	pack. unit	230V~	400V~
			Cat.No.	Cat.No.
			50/60Hz 3p=6h 4p+5p=9h	50/60Hz 3p=9h 4p+5p=6h
16	3	5	9213-6 9214-9	9214-6 9215-6
16	4	5		
16	5	5		
32	3	5	9223-6	9224-6 9225-6
32	4	5		
32	5	5		



9215-6

16	3	5	9213-6w 9214-9w	9214-6w 9215-6w
16	4	5		
16	5	5		
32	3	5	9223-6w	9224-6w 9225-6w
32	4	5		
32	5	5		



9215-6w

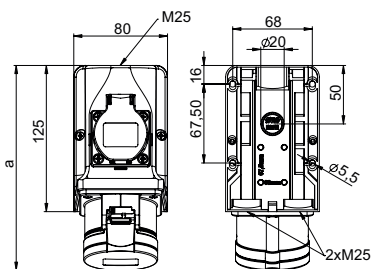
16	5	5	75915-6-p
32	5	5	



75915-6-p

-
-
-
-
-
-
-
-
-
-
-
-
-

CEE Wall sockets COMBO



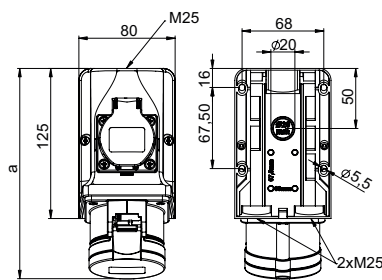
angle=15°

Wall socket COMBO IP44

	16 Amp			32 Amp		
	3	4	5	3	4	5
Poles	3	4	5	3	4	5
a [mm]	175	176	176	188	188	188
Height [mm]	127	130	133	136	136	141
M [mm]	3x25	3x25	3x25	3x25	3x25	3x25
Wire flexible [mm ²]	1-2,5			2,5-6		
Wire solid [mm ²]	1-4			2,5-10		
Contact screws CEE [Ncm]	100			110		
Screw terminals [Ncm]	120					
Weight [g]	387	404	423	454	469	500

- with screw terminals
- wall socket with integrated safety socket according to **French/Belgian system**
- connecting terminals up to 10 mm²
- **ready wired**
- for Combo-wall socket 32A the safety socket is protected by fuse (10A slow)
- housing material: PA6
- contacts: brass
 - to order nickel-plated contacts please add a "v" e.g. 9215-6fv
- top, 2x bottom or rear entry
- incl. threaded cable grommet

IP44 splashproof



angle=15°

Wall socket COMBO IP44

	16 Amp			32 Amp		
	3	4	5	3	4	5
Poles	3	4	5	3	4	5
a [mm]	175	176	176	188	188	188
Height [mm]	127	130	133	136	136	141
M [mm]	3x25	3x25	3x25	3x25	3x25	3x25
Wire flexible [mm ²]	1-2,5			2,5-6		
Wire solid [mm ²]	1-4			2,5-10		
Contact screws CEE [Ncm]	100			110		
Screw terminals [Ncm]	120					
Contact screws SSD [Ncm]	80					
Weight [g]	352	369	388	409	424	500

- with screw terminals
- wall socket with integrated safety socket according to **French/Belgian system**
- connecting terminals up to 10 mm²
- **unwired**
- for Combo-wall socket 32A the safety socket is protected by fuse (10A slow)
- housing material: PA6
- contacts: brass
 - to order nickel-plated contacts please add a "v" e.g. 9215-6fv
- top, 2x bottom or rear entry
- incl. threaded cable grommet

IP44 splashproof

Amp.	Poles	pack. unit	230V~	400V~
			50/60Hz 3p=6h 4p+5p=9h	50/60Hz 3p=9h 4p+5p=6h
			Cat.No.	Cat.No.
16	3	5	9213-6f 9214-9f	9214-6f 9215-6f
16	4	5		
16	5	5		
32	3	5	9223-6f	9224-6f 9225-6f
32	4	5		
32	5	5		




9215-6f

16	3	5	9213-6fw 9214-9fw	9214-6fw 9215-6fw
16	4	5		
16	5	5		
32	3	5	9223-6fw	9224-6fw 9225-6fw
32	4	5		
32	5	5		



9215-6fw

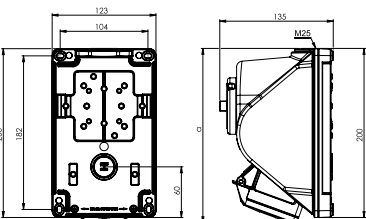
Available also with Danish, British, Italian or Swiss sockets on request



Information icons: 'i', a smiley face, a red square with a white circle, a magnifying glass, a speech bubble, a person, a lightbulb, a car, and a hash symbol '#'. The red square icon is highlighted with a red background.

CEE Wall sockets COMBO-POL

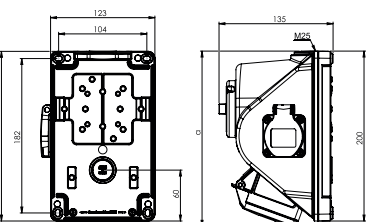
Wall socket COMBO-POL with flanged socket sloping



Poles	16 Amp			32 Amp		
	3	4	5	3	4	5
a [mm]	208	209	207	211	211	212
Wire flexible [mm ²]	1-2,5			2,5-6		
Wire solid [mm ²]	1-4			2,5-10		
Weight [g]	675	695	705	755	780	805

- CEE 16A 3p to 32A 5p
 - with screw terminals
 - housing material: PA6
 - contacts: nickel-plated contacts
- IP44** splashproof
IP67 on request

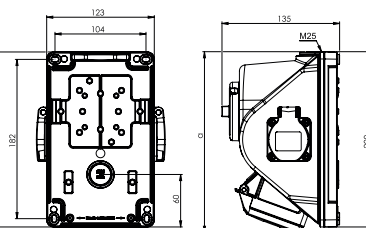
Wall socket COMBO-POL with flanged socket sloping



Poles	16 Amp			32 Amp		
	3	4	5	3	4	5
a [mm]	208	209	207	211	211	212
Wire flexible [mm ²]	1-2,5			2,5-6		
Wire solid [mm ²]	1-4			2,5-10		
Weight [g]	675	695	705	755	780	805

- CEE 16A 3p to 32A 5p with 1 safety socket 16A 250V
 - with screw terminals
 - housing material: PA6
 - contacts: nickel-plated contacts
 - 32A: the safety socket is protected by fuse (10A slow)
 - available also with French/Belgian, Danish, British and Swiss sockets
 - design with rotary lever on request
- IP44** splashproof


Wall socket COMBO-POL with flanged socket sloping



Poles	16 Amp			32 Amp		
	3	4	5	3	4	5
a [mm]	208	209	207	211	211	212
Wire flexible [mm ²]	1-2,5			2,5-6		
Wire solid [mm ²]	1-4			2,5-10		
Weight [g]	675	695	705	755	780	805

- CEE 16A 3p to 32A 5p with 2 safety sockets 16A 250V
 - with screw terminals
 - housing material: PA6
 - contacts: nickel-plated contacts
 - 32A: the safety socket is protected by fuse (10A slow)
 - available also with French/Belgian, Danish, British and Swiss sockets
 - design with rotary lever on request
- IP44** splashproof





■ ■ ■ Technical data:

- large connection area
- enclosure made of high impact resistance material
- ready wired for using
- cable entry M25 – top entry, Ø 25mm at the rear
- all external metal parts are made from stainless steel
- incl. threaded cable grommet
- at switch-off position: lockable with padlock (40 mm) 
- **ON / OFF switch AC 22A, 10kA acc. to EN 60947-3**
- switch all outlets

Amp.	Poles	pack. unit	Cat.No.	Switch	# Socket outlets	System	Cat.No.	Switch	# Socket outlets	System
16	3	1	96061350	0-1	0					
16	4	1	96061450	0-1	0					
16	5	1	96061550	0-1	0					
32	3	1	96062350	0-1	0					
32	4	1	96062450	0-1	0					
32	5	1	96062550	0-1	0					
with reversing switch										
16	4	1	960614501	L-0-R	0					
16	5	1	960615501	L-0-R	0					
32	4	1	960624501	L-0-R	0					
32	5	1	960625501	L-0-R	0					







96061550

										
16	3	1	96061351	0-1	1	Austr./Germ.	96061341	0-1	1	Belg./French
16	4	1	96061451	0-1	1	Austr./Germ.	96061441	0-1	1	Belg./French
16	5	1	96061551	0-1	1	Austr./Germ.	96061541	0-1	1	Belg./French
32	3	1	96062351	0-1	1	Austr./Germ.	96062341	0-1	1	Belg./French
32	4	1	96062451	0-1	1	Austr./Germ.	96062441	0-1	1	Belg./French
32	5	1	96062551	0-1	1	Austr./Germ.	96062541	0-1	1	Belg./French



96062551

										
16	3	1	96061352	0-1	2	Austr./Germ.	96061342	0-1	2	Belg./French
16	4	1	96061452	0-1	2	Austr./Germ.	96061442	0-1	2	Belg./French
16	5	1	96061552	0-1	2	Austr./Germ.	96061542	0-1	2	Belg./French
32	3	1	96062352	0-1	2	Austr./Germ.	96062342	0-1	2	Belg./French
32	4	1	96062452	0-1	2	Austr./Germ.	96062442	0-1	2	Belg./French
32	5	1	96062552	0-1	2	Austr./Germ.	96062542	0-1	2	Belg./French



96061552

Other versions on request!

Flanged sockets

PCE flanged sockets are available in many different flanges in straight or sloping version.

Versions:

- 16A / 32A / 63A / 125A
- Contacts: brass or nickel-plated
- Screw terminal or screwless version
- Different flange sizes and fixing centers
- straight or sloping versions
- lockable (16A 3p, sloping version)
- different IP ratings
- different clock positions (position of the earthing contact)

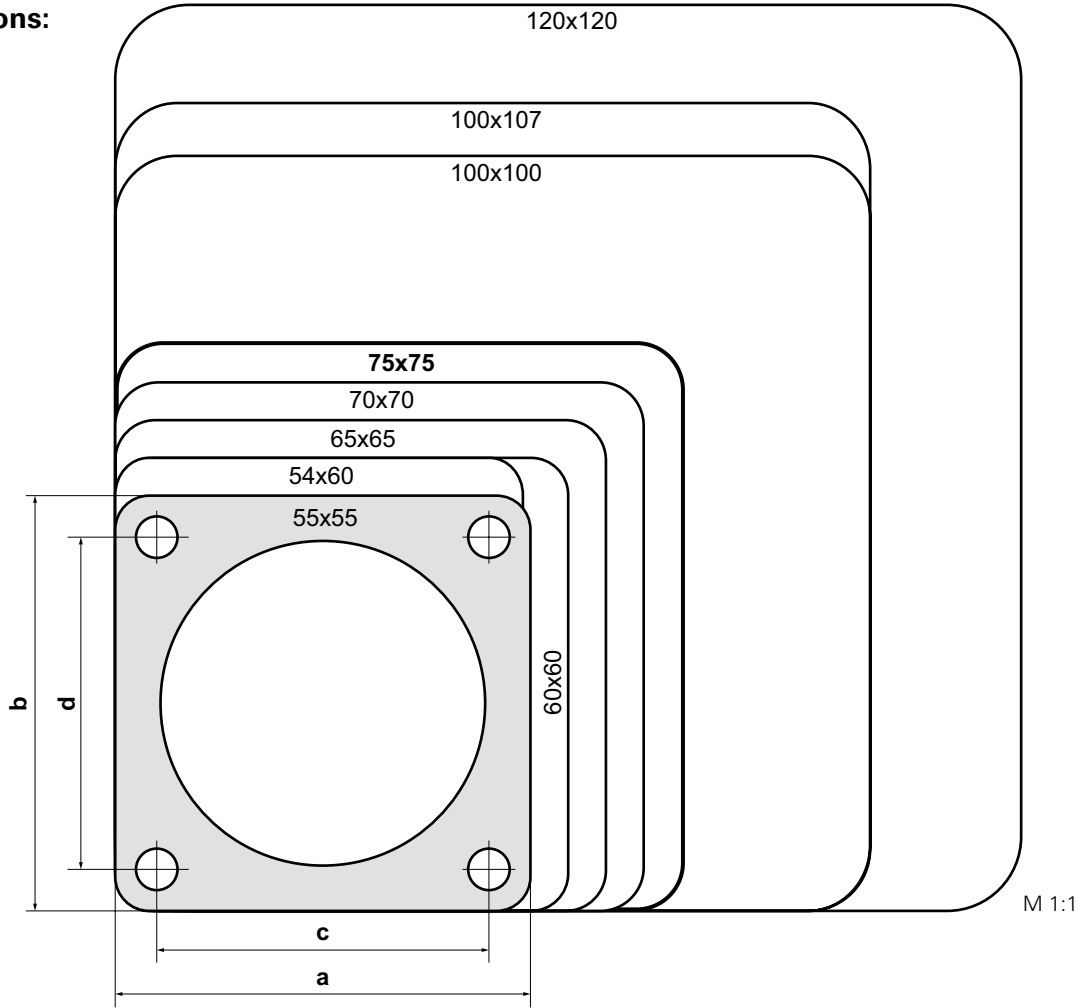
Advantages:

- solid, robust construction
- large opening angle of the lid
- screws/terminals are open when delivered
- advanced earthing contact
- contact frame with screws for 63/125A
- lamellar spring contacts for 63/125A



CEE Flanged sockets straight

Dimensions:

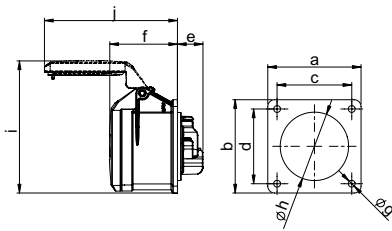


Versions:

flange		fixing center		page	16A			32A			63A			125A		
a	b	c	d	#	3p	4p	5p	3p	4p	5p	3p	4p	5p	3p	4p	5p
54	60	44	44	78-79	IP44*											
					IP67*											
55	55	44	44	78-79	IP44*											
					IP67*											
60	60	47	47	78-79	IP44*	IP44*										
					IP67*											
65	65	52	52	78-79	IP44*	IP44*										
					IP67*											
70	70	56	56	76-77	IP44*	IP44*	IP44*	IP44*	IP44*	IP44*						
					IP67*		IP67*			IP67*						
75	75	60	60	74-75	IP44*	IP44*	IP44*	IP44*	IP44*	IP44*						
					IP67*	IP67*	IP67*	IP67*	IP67*	IP67*						
100	100	80	80	80-81							IP44	IP44	IP44			
											IP67	IP67	IP67			
100	107	77	85	80-81							IP44	IP44	IP44			
											IP67	IP67	IP67			
120	120	100	100	80-81										IP67	IP67	IP67

* also available in screwless connection technology (TT) **TURBO** TERMINAL

CEE Flanged sockets straight

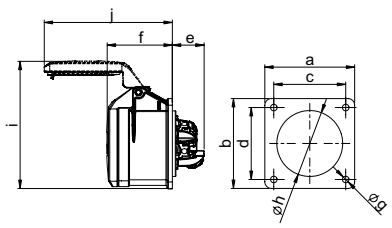


Flanged socket straight IP44/54

	16 Amp			32 Amp		
	3	4	5	3	4	5
Poles	3	4	5	3	4	5
Flange a x b [mm]	75	75	75	75	75	75
Fixing center c x d [mm]	60	60	60	60	60	60
e [mm]	21	21	21	23	23	23
f [mm]	55	55	55	67	67	67
g [mm]	5,5	5,5	5,5	5,5	5,5	5,5
h [mm]	43	45	55	55	55	58
i [mm]	89	104	107	112	112	108
j [mm]	101	101	107	122	122	136
Wire flexible [mm²]	1-2,5			2,5-6		
Wire solid [mm²]	1-4			2,5-10		
Contact screws [Ncm]	100			110		
Weight [g]	120	132	150	167	182	210

- with screw terminals
- housing material: PA6
- contacts: brass
 - to order nickel-plated contacts please add a "v" e.g. 315-6f7v

IP44/54 splash- and dustproof

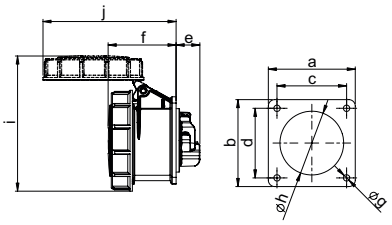


Flanged socket straight IP44/54 TT

	16 Amp			32 Amp		
	3	4	5	3	4	5
Poles	3	4	5	3	4	5
Flange a x b [mm]	75	75	75	75	75	75
Fixing center c x d [mm]	60	60	60	60	60	60
e [mm]	27	27	27	27	27	27
f [mm]	55	55	55	67	67	67
g [mm]	5,5	5,5	5,5	5,5	5,5	5,5
h [mm]	43	45	55	55	55	58
i [mm]	89	104	107	112	112	108
j [mm]	101	101	107	122	122	136
Wire flexible [mm²]	1-2,5			2,5-6		
Wire solid [mm²]	1-4			2,5-10		
Weight [g]	123	139	155	167	182	211

- screwless connection technology
- housing material: PA6
- contacts: brass
 - to order nickel-plated contacts please add a "v" e.g. 315-6TTf7v

IP44/54 splash- and dustproof

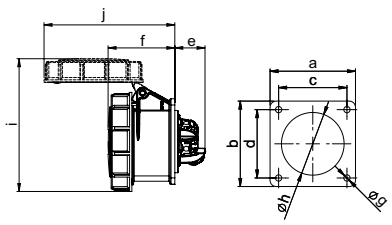


Flanged socket straight IP67

	16 Amp			32 Amp		
	3	4	5	3	4	5
Poles	3	4	5	3	4	5
Flange a x b [mm]	75	75	75	75	75	75
Fixing center c x d [mm]	60	60	60	60	60	60
e [mm]	21	21	21	23	23	23
f [mm]	56	57	59	69	69	71
g [mm]	5,5	5,5	5,5	5,5	5,5	5,5
h [mm]	43	45	55	55	55	58
i [mm]	102	108	117	122	122	130
j [mm]	101	109	115	130	130	136
Wire flexible [mm²]	1-2,5			2,5-6		
Wire solid [mm²]	1-4			2,5-10		
Contact screws [Ncm]	100			110		
Weight [g]	135	153	180	206	222	256

- with screw terminals
- housing material: PA6
- contacts: brass
 - to order nickel-plated contacts please add a "v" e.g. 3152-6v

IP67 watertight

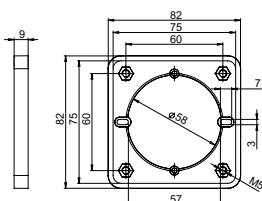


Flanged socket straight IP67 TT

	16 Amp			32 Amp		
	3	4	5	3	4	5
Poles	3	4	5	3	4	5
Flange a x b [mm]	75	75	75	75	75	75
Fixing center c x d [mm]	60	60	60	60	60	60
e [mm]	27	27	27	27	27	27
f [mm]	56	57	59	69	69	71
g [mm]	5,5	5,5	5,5	5,5	5,5	5,5
h [mm]	43	45	55	55	55	58
i [mm]	102	108	117	122	122	130
j [mm]	101	109	115	130	130	136
Wire flexible [mm²]	1-2,5			2,5-6		
Wire solid [mm²]	1-4			2,5-10		
Weight [g]	137	153	188	206	222	261

- screwless connection technology
- housing material: PA6
- contacts: brass
 - to order nickel-plated contacts please add a "v" e.g. 3152-6TTv

IP67 watertight



Cable conduit installation

Intermediate flange for cable conduit installation	
for CEE flanged socket	
Flange	75x75 mm
Fixing center	60x60 mm

Cat.No. 810-00

- suitable for CEE-flanged sockets with flange size 75x75 mm and fixing center 60x60 mm e.g. 315-6f7
- with intermediate flange, suitable for standard conduit mounting boxes

Amp.	Poles	pack. unit	110V~	230V~	400V~	500V~	>50-500V~	>50V others
			50/60Hz	50/60Hz	50/60Hz	50/60Hz	100-300Hz	
			4h	3p=6h 4p+5p=9h	3p=9h 4p+5p=6h	7h	10h	1h
			Cat.No.	Cat.No.	Cat.No.	Cat.No.	Cat.No.	Cat.No.
flange 75 x 75 - fixing center 60 x 60								
16	3	10	313-4f7	313-6f7	313-9f7	313-7f7	313-10f7	313-1f7
16	4	10	314-4f7	314-9f7	314-6f7	314-7f7	314-10f7	314-1f7
16	5	10	315-4f7	315-9f7	315-6f7	315-7f7	315-10f7	315-1f7
32	3	10	323-4f7	323-6f7	323-9f7	323-7f7	323-10f7	323-1f7
32	4	10	324-4f7	324-9f7	324-6f7	324-7f7	324-10f7	324-1f7
32	5	10	325-4f7	325-9f7	325-6f7	325-7f7	325-10f7	325-1f7



315-6f7

Amp.	Poles	pack. unit	110V~	230V~	400V~	500V~	>50-500V~	>50V others
			50/60Hz	50/60Hz	50/60Hz	50/60Hz	100-300Hz	
			4h	3p=6h 4p+5p=9h	3p=9h 4p+5p=6h	7h	10h	1h
			Cat.No.	Cat.No.	Cat.No.	Cat.No.	Cat.No.	Cat.No.
flange 75 x 75 - fixing center 60 x 60								
16	3	10	313-4TTf7	313-6TTf7	313-9TTf7			
16	4	10	314-4TTf7	314-9TTf7	314-6TTf7			
16	5	10	315-4TTf7	315-9TTf7	315-6TTf7			
32	3	10	323-4TTf7	323-6TTf7	323-9TTf7			
32	4	10	324-4TTf7	324-9TTf7	324-6TTf7			
32	5	10	325-4TTf7	325-9TTf7	325-6TTf7			

TURBOclick
TERMINAL



313-6TTf7

Amp.	Poles	pack. unit	110V~	230V~	400V~	500V~	>50-500V~	>50V others
			50/60Hz	50/60Hz	50/60Hz	50/60Hz	100-300Hz	
			4h	3p=6h 4p+5p=9h	3p=9h 4p+5p=6h	7h	10h	1h
			Cat.No.	Cat.No.	Cat.No.	Cat.No.	Cat.No.	Cat.No.
flange 75 x 75 - fixing center 60 x 60								
16	3	10	3132-4	3132-6	3132-9	3132-7	3132-10	3132-1
16	4	10	3142-4	3142-9	3142-6	3142-7	3142-10	3142-1
16	5	10	3152-4	3152-9	3152-6	3152-7	3152-10	3152-1
32	3	10	3232-4	3232-6	3232-9	3232-7	3232-10	3232-1
32	4	10	3242-4	3242-9	3242-6	3242-7	3242-10	3242-1
32	5	10	3252-4	3252-9	3252-6	3252-7	3252-10	3252-1



3152-6

Amp.	Poles	pack. unit	110V~	230V~	400V~	500V~	>50-500V~	>50V others
			50/60Hz	50/60Hz	50/60Hz	50/60Hz	100-300Hz	
			4h	3p=6h 4p+5p=9h	3p=9h 4p+5p=6h	7h	10h	1h
			Cat.No.	Cat.No.	Cat.No.	Cat.No.	Cat.No.	Cat.No.
flange 75 x 75 - fixing center 60 x 60								
16	3	10	3132-4TT	3132-6TT	3132-9TT			
16	4	10	3142-4TT	3142-9TT	3142-6TT			
16	5	10	3152-4TT	3152-9TT	3152-6TT			
32	3	10	3232-4TT	3232-6TT	3232-9TT			
32	4	10	3242-4TT	3242-9TT	3242-6TT			
32	5	10	3252-4TT	3252-9TT	3252-6TT			

TURBOclick
TERMINAL



3132-6TT



Conduit mounting box
(e.g. 37004701)

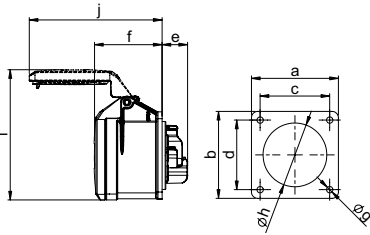
Intermediate flange
(810-00)

CEE socket outlet
(e.g. 315-6f7)



CEE Flanged sockets straight

Flanged socket straight IP44/54

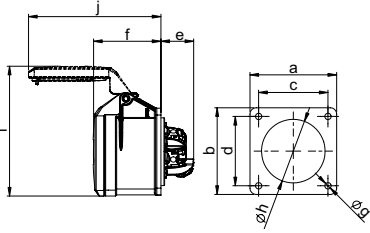


	16 Amp			32 Amp		
	3	4	5	3	4	5
Poles	3	4	5	3	4	5
Flange a x b [mm]	70	70	70	70	70	70
Fixing center c x d [mm]	56	56	56	56	56	56
e [mm]	21	21	21	23	23	23
f [mm]	55	55	55	67	67	67
g [mm]	5,5	5,5	5,5	5,5	5,5	5,5
h [mm]	43	45	55	55	55	58
i [mm]	87	101	105	112	112	108
j [mm]	101	101	107	122	122	136
Wire flexible [mm²]	1-2,5			2,5-6		
Wire solid [mm²]	1-4			2,5-10		
Contact screws [Ncm]	100			110		
Weight [g]	115	127	145	162	178	206

- with screw terminals
- housing material: PA6
- contacts: brass
 - to order nickel-plated contacts please add a "v" e.g. 315-6v

IP44/54 splash- and dustproof

Flanged socket straight IP44/54 TT

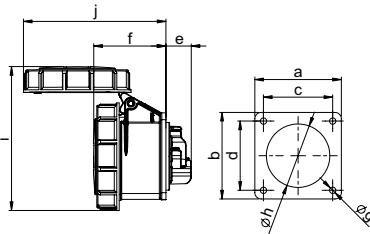


	16 Amp			32 Amp		
	3	4	5	3	4	5
Poles	3	4	5	3	4	5
Flange a x b [mm]	70	70	70	70	70	70
Fixing center c x d [mm]	56	56	56	56	56	56
e [mm]	27	27	27	27	27	27
f [mm]	55	55	55	67	67	67
g [mm]	5,5	5,5	5,5	5,5	5,5	5,5
h [mm]	43	45	55	55	55	58
i [mm]	87	101	105	112	112	108
j [mm]	101	101	107	122	122	136
Wire flexible [mm²]	1-2,5			2,5-6		
Wire solid [mm²]	1-4			2,5-10		
Weight [g]	117	128	153	161	178	207

- screwless connection technology
- housing material: PA6
- contacts: brass
 - to order nickel-plated contacts please add a "v" e.g. 315-6TTv

IP44/54 splash- and dustproof

Flanged socket straight IP67

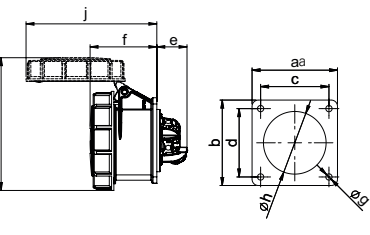


	16 Amp		32 Amp
	3	5	5
Poles	3	5	5
Flange a x b [mm]	70	70	70
Fixing center c x d [mm]	56	56	56
e [mm]	21	21	23
f [mm]	56	59	71
g [mm]	5,5	5,5	5,5
h [mm]	43	55	58
i [mm]	102	117	130
j [mm]	101	115	136
Wire flexible [mm²]	1-2,5		2,5-6
Wire solid [mm²]	1-4		2,5-10
Contact screws [Ncm]	100		110
Weight [g]	130	181	225

- with screw terminals
- housing material: PA6
- contacts: brass
 - to order nickel-plated contacts please add a "v" e.g. 3152-6f70v

IP67 watertight

Flanged socket straight IP67 TT



	16 Amp		32 Amp
	3	5	5
Poles	3	5	5
Flange a x b [mm]	70	70	70
Fixing center c x d [mm]	56	56	56
e [mm]	27	27	27
f [mm]	56	59	71
g [mm]	5,5	5,5	5,5
h [mm]	43	55	58
i [mm]	102	117	130
j [mm]	101	115	136
Wire flexible [mm²]	1-2,5		2,5-6
Wire solid [mm²]	1-4		2,5-10
Weight [g]	132	186	227

- screwless connection technology
- housing material: PA6
- contacts: brass
 - to order nickel-plated contacts please add a "v" e.g. 3152-6TTf70v

IP67 watertight

Amp.	Poles	pack. unit	110V~	230V~	400V~	500V~	>50-500V~	>50V others
			50/60Hz 4h	50/60Hz 3p=6h 4p+5p=9h	50/60Hz 3p=9h 4p+5p=6h	50/60Hz 7h	100-300Hz 10h	1h
			Cat.No.	Cat.No.	Cat.No.	Cat.No.	Cat.No.	Cat.No.

flange 70 x 70 - fixing center 56 x 56

16	3	10	313-4	313-6	313-9	313-7	313-10	313-1
16	4	10	314-4	314-9	314-6	314-7	314-10	314-1
16	5	10	315-4	315-9	315-6	315-7	315-10	315-1
32	3	10	323-4	323-6	323-9	323-7	323-10	323-1
32	4	10	324-4	324-9	324-6	324-7	324-10	324-1
32	5	10	325-4	325-9	325-6	325-7	325-10	325-1



315-6

flange 70 x 70 - fixing center 56 x 56

16	3	10	313-4TT	313-6TT	313-9TT			
16	4	10	314-4TT	314-9TT	314-6TT			
16	5	10	315-4TT	315-9TT	315-6TT			
32	3	10	323-4TT	323-6TT	323-9TT			
32	4	10	324-4TT	324-9TT	324-6TT			
32	5	10	325-4TT	325-9TT	325-6TT			

TURBOclick
TERMINAL



315-6TT

flange 70 x 70 - fixing center 56 x 56

16	3	10	3132-4f70	3132-6f70	3132-9f70	3132-7f70	3132-10f70	3132-1f70
16	5	10	3152-4f70	3152-9f70	3152-6f70	3152-7f70	3152-10f70	3152-1f70
32	5	10	3252-4f70	3252-9f70	3252-6f70	3252-7f70	3252-10f70	3252-1f70



3132-6f70

flange 70 x 70 - fixing center 56 x 56

16	3	10	3132-4TTf70	3132-6TTf70	3132-9TTf70			
16	5	10	3152-4TTf70	3152-9TTf70	3152-6TTf70			
32	5	10	3252-4TTf70	3252-9TTf70	3252-6TTf70			

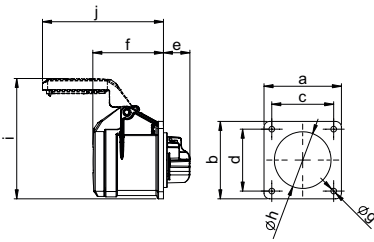
TURBOclick
TERMINAL



3132-6ttf70



CEE Flanged sockets straight

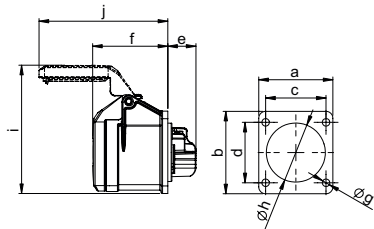


Flanged socket straight IP44/54

	16 Amp		16 Amp	
	3	4	3	4
Poles	3	4	3	4
Flange a x b [mm]	65	65	60	60
Fixing center c x d [mm]	52	52	47	47
e [mm]	21	21	21	21
f [mm]	55	55	55	55
g [mm]	5,5	5,5	5,5	5,5
h [mm]	43	45	43	45
i [mm]	84	99	82	99
j [mm]	101	100	101	101
Wire flexible [mm²]			1-2,5	
Wire solid [mm²]			1-4	
Contact screws [Ncm]			100	
Weight [g]	112	124	105	119

- with screw terminals
- housing material: PA6
- contacts: brass
 - to order nickel-plated contacts please add a "v" e.g. 314-6f0v

IP44/54 splash- and dustproof

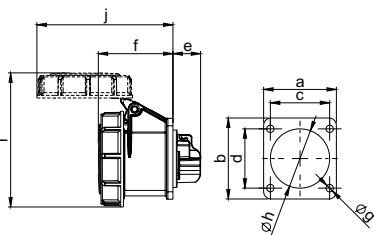


Flanged socket straight IP44/54

	16 Amp		16 Amp	
	3	3	3	3
Poles	3	3	3	3
Flange a [mm]	54		55	
Flange b [mm]	60		55	
Fixing center c x d [mm]	44		44	
e [mm]	21		21	
f [mm]	55		55	
g [mm]	5,5		5,5	
h [mm]	43		43	
i [mm]	82		80	
j [mm]	101		101	
Wire flexible [mm²]			1-2,5	
Wire solid [mm²]			1-4	
Contact screws [Ncm]			100	
Weight [g]	105		102	

- with screw terminals
- housing material: PA6
- contacts: brass
 - to order nickel-plated contacts please add a "v" e.g. 313-6f5v

IP44/54 splash- and dustproof



Flanged socket straight IP67

	16 Amp			
	3	3	3	3
Poles	3	3	3	3
Flange a [mm]	65	60	54	55
Flange b [mm]	65	60	60	55
Fixing center c x d [mm]	52	47	44	44
e [mm]	21	21	21	21
f [mm]	56	56	56	56
g [mm]	5,5	5,5	5,5	5,5
h [mm]	43	43	43	43
i [mm]	100	100	100	100
j [mm]	101	101	101	101
Wire flexible [mm²]	1-2,5			
Wire solid [mm²]	1-4			
Contact screws [Ncm]	100			
Weight [g]	127	123	124	125

- with screw terminals
- housing material: PA6
- contacts: brass
 - to order nickel-plated contacts please add a "v" e.g. 3132-6f0v

IP67 watertight

Amp.	Poles	pack. unit	110V~	230V~	400V~	500V~	>50-500V~	>50V others
			50/60Hz 4h	50/60Hz 3p=6h 4p+5p=9h	50/60Hz 3p=9h 4p+5p=6h	50/60Hz 7h	100-300Hz 10h	1h
			Cat.No.	Cat.No.	Cat.No.	Cat.No.	Cat.No.	Cat.No.

			110V~	230V~	400V~	500V~	>50-500V~	>50V others
flange 65 x 65 - fixing center 52 x 52								
16	3	10	313-4f0	313-6f0	313-9f0	313-7f0	313-10f0	313-1f0
16	4	10	314-4f0	314-9f0	314-6f0	314-7f0	314-10f0	314-1f0
flange 60 x 60 - fixing center 47 x 47								
16	3	10	313-4f6	313-6f6	313-9f6	313-7f6	313-10f6	313-1f6
16	4	10	314-4f6	314-9f6	314-6f6	314-7f6	314-10f6	314-1f6



313-6f0

			110V~	230V~	400V~	500V~	>50-500V~	>50V others
flange 54 x 60 - fixing center 44 x 44								
16	3	10	313-4f9	313-6f9	313-9f9	313-7f9	313-10f9	313-1f9
flange 55 x 55 - fixing center 44 x 44								
16	3	10	313-4f5	313-6f5	313-9f5	313-7f5	313-10f5	313-1f5



313-6f9

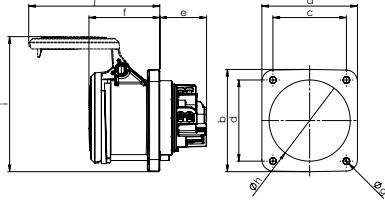
			110V~	230V~	400V~	500V~	>50-500V~	>50V others
flange 65 x 65 - fixing center 52 x 52								
16	3	10	3132-4f0	3132-6f0	3132-9f0	3132-7f0	3132-10f0	3132-1f0
flange 60 x 60 - fixing center 47 x 47								
16	3	10	3132-4f6	3132-6f6	3132-9f6	3132-7f6	3132-10f6	3132-1f6
flange 54 x 60 - fixing center 44 x 44								
16	3	10	3132-4f9	3132-6f9	3132-9f9	3132-7f9	3132-10f9	3132-1f9
flange 55 x 55 - fixing center 44 x 44								
16	3	10	3132-4f5	3132-6f5	3132-9f5	3132-7f5	3132-10f5	3132-1f5



3132-6f9

Information icons: i, smiley, warning, fire, microphone, smartphone, game controller, lightbulb, car, hash symbol.

CEE Flanged sockets straight

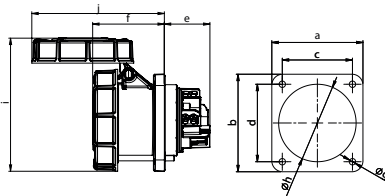


Flanged socket straight IP44 POWER TWIST

Poles	63 Amp			63 Amp		
	3	4	5	3	4	5
Flange a [mm]	100	100	100	100	100	100
Flange b [mm]	100	100	100	107	107	107
Fixing center c [mm]	80	80	80	77	77	77
Fixing center d [mm]	80	80	80	85	85	85
e [mm]	50	50	50	50	50	50
f [mm]	75	75	75	75	75	75
g [mm]	7	7	7	7	7	7
h [mm]	85	85	85	85	85	85
i [mm]	138	138	138	142	142	142
j [mm]	138	138	138	138	138	138
Wire flexible [mm ²]	6-16					
Wire solid [mm ²]	6-25					
Contact screws [Ncm]	200					
Weight [g]	440	485	539	446	491	545

- contact frame with screws
- housing material: PA6
- contacts: brass with lamellar contact CuBe
 - to order with pilot contact please add a „5“, e.g. 3355-6 (see page 8)
 - to order with pilot contact system (PCS) please add a „6“ e.g. 3356-6 (see page 8)

IP44 splashproof

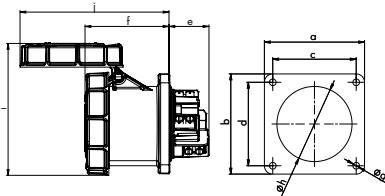


Flanged socket straight IP66/67 POWER TWIST

Poles	63 Amp			63 Amp		
	3	4	5	3	4	5
Flange a [mm]	100	100	100	100	100	100
Flange b [mm]	100	100	100	107	107	107
Fixing center c [mm]	80	80	80	77	77	77
Fixing center d [mm]	80	80	80	85	85	85
e [mm]	50	50	50	50	50	50
f [mm]	80	80	80	80	80	80
g [mm]	7	7	7	7	7	7
h [mm]	85	85	85	85	85	85
i [mm]	147	147	147	147	147	147
j [mm]	146	146	146	146	146	146
Wire flexible [mm ²]	6-16					
Wire solid [mm ²]	6-25					
Contact screws [Ncm]	200					
Weight [g]	488	533	587	494	539	593

- contact frame with screws
- housing material: PA6
- contacts: brass with lamellar contact CuBe
 - to order with pilot contact please add a „5“, e.g. 3355-6 (see page 8)
 - to order with pilot contact system (PCS) please add a „6“ e.g. 3356-6 (see page 8)

IP66/67 watertight



Flanged socket straight IP66/67 POWER TWIST

Poles	125 Amp		
	3	4	5
Flange a x b [mm]	120	120	120
Fixing center c x d [mm]	100	100	100
e [mm]	48	48	48
f [mm]	101	101	101
g [mm]	8	8	8
h [mm]	90	90	90
i [mm]	159	159	159
j [mm]	179	179	179
Wire flexible [mm ²]	16-50		
Wire solid [mm ²]	16-70		
Contact screws [Ncm]	450		
Weight [g]	752	890	986

- contact frame with hexagon socket screws
- housing material: PA6
- contacts: brass with lamellar contact CuBe
 - to order with pilot contact please add a „5“, e.g. 3455-6 (see page 8)
 - to order with pilot contact system (PCS) please add a „6“ e.g. 3456-6 (see page 8)

IP66/67 watertight

Amp.	Poles	pack. unit	110V~	230V~	400V~	500V~	>50-500V~	>50V others
			50/60Hz 4h	50/60Hz 3p=6h 4p+5p=9h	50/60Hz 3p=9h 4p+5p=6h	50/60Hz 7h	100-300Hz 10h	1h
			Cat.No.	Cat.No.	Cat.No.	Cat.No.	Cat.No.	Cat.No.

flange 100 x 100 - fixing center 80 x 80								
63	3	2	3331-4	3331-6	3331-9	3331-7	3331-10	3331-1
63	4	2	3341-4	3341-9	3341-6	3341-7	3341-10	3341-1
63	5	2	3351-4	3351-9	3351-6	3351-7	3351-10	3351-1
flange 100 x 107 - fixing center 77 x 85								
63	3	2	3331-4fc	3331-6fc	3331-9fc	3331-7fc	3331-10fc	3331-1fc
63	4	2	3341-4fc	3341-9fc	3341-6fc	3341-7fc	3341-10fc	3341-1fc
63	5	2	3351-4fc	3351-9fc	3351-6fc	3351-7fc	3351-10fc	3351-1fc



3351-6

flange 100 x 100 - fixing center 80 x 80								
63	3	2	333-4	333-6	333-9	333-7	333-10	333-1
63	4	2	334-4	334-9	334-6	334-7	334-10	334-1
63	5	2	335-4	335-9	335-6	335-7	335-10	335-1
flange 100 x 107 - fixing center 77 x 85								
63	3	2	333-4fc	333-6fc	333-9fc	333-7fc	333-10fc	333-1fc
63	4	2	334-4fc	334-9fc	334-6fc	334-7fc	334-10fc	334-1fc
63	5	2	335-4fc	335-9fc	335-6fc	335-7fc	335-10fc	335-1fc



335-6

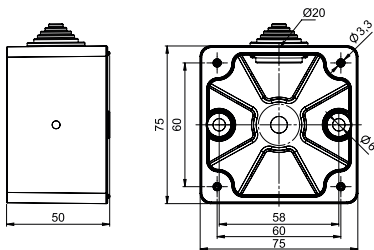
flange 120 x 120 - fixing center 100 x 100								
125	3	2	343-4	343-6	343-9	343-7	343-10	343-1
125	4	2	344-4	344-9	344-6	344-7	344-10	344-1
125	5	2	345-4	345-9	345-6	345-7	345-10	345-1



345-6

-
-
-
-
-
-
-
-
-
-
-
-

Surface outlet with/for flanged sockets



Surface outlet for flanged sockets 75x75 IP44

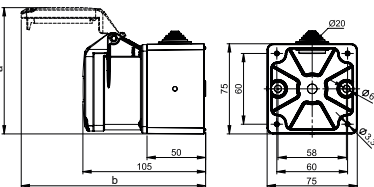
Robust surface outlet made of PA6 for surface sockets IP44 with flange size 75x75mm.

Optionally without side holes (blind) or with 1x hole (Ø20) incl. lead-through nipple.

There are centring holes on the side surfaces, which allow easy drilling of further openings.

Scope of delivery:

- surface outlet
- available without side holes (blind) or with 1x lead-through nipple



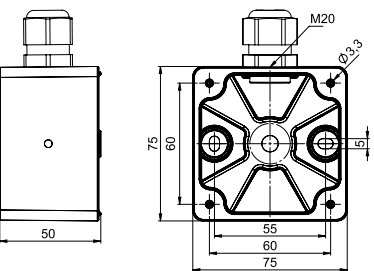
Surface outlet with flanged socket 75x75 IP44

Poles	16 Amp		
	3	4	5
a [mm]	89	104	107
b [mm]	151	151	157
Weight [g] (blind)	190	205	220
Weight [g] (1 nipple)	210	225	240

For technical data of flanged socket see page 74

- with screw terminals
- housing material: PA6
- contacts: brass
 - to order nickel-plated contacts please add a „v“ e.g. 80015-6v
- incl. flanged socket straight IP44 (75x75)
- available without side holes (blind) or with 1x lead-through nipple

IP44 splashproof



Surface outlet for flanged sockets 75x75 IP67

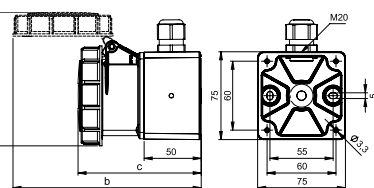
Robust surface outlet made of PA6 for surface sockets IP67 with flange size 75x75mm.

Optionally without side holes (blind) or with 1x thread (M20) incl. cable gland M20.

There are centring holes on the side surfaces, which allow easy drilling of further openings.

Scope of delivery:

- surface outlet
- available without side holes (blind) or with 1x cable gland M20
- incl. 2x cover caps to seal the fixing holes



Surface outlet with flanged socket 75x75 IP67

Poles	16 Amp		
	3	4	5
a [mm]	102	108	117
b [mm]	151	159	165
c [mm]	106	107	109
Weight [g] (blind)	230	248	278
Weight [g] (1 cable gland)	241	259	289

For technical data of flanged socket see page 74


- with screw terminals
- housing material: PA6
- contacts: brass
 - to order nickel-plated contacts please add a „v“ e.g. 800152-6v
- incl. flanged socket straight IP67 (75x75)
- available without side holes (blind) or with 1x cable gland M20 incl. 2x cover caps to seal the fixing holes

IP67 watertight

		230V~	400V~
		50/60Hz	50/60Hz
		3p=6h	4p+5p=6h
		Cat.No.	Cat.No.

Amp.	Poles	pack. unit
		10
		10

		80000
		80100



Surface outlet complete

16	3	10
16	4	10
16	5	10
16	3	10
16	4	10
16	5	10


80013-6	80014-6 80015-6	no nipple
80113-6	80114-6 80115-6	



32A and special clock positions on request!

		10
		10

		80067
		80167



Surface outlet complete

16	3	10
16	4	10
16	5	10
16	3	10
16	4	10
16	5	10

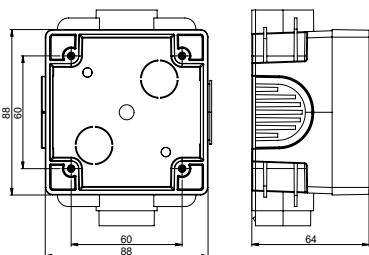
800132-6	800142-6 800152-6	no cable gland
801132-6	801142-6 801152-6	



32A and special clock positions on request!

Information icons: i, smiley face, warning, lightning bolt, microphone, calculator, game controller, lightbulb, car, hash symbol.

Accessories for flanged sockets



Flush outlet box for CEE flanged sockets straight

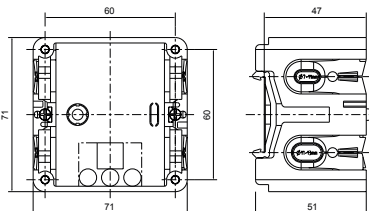
Example:



- Flush outlet box
- incl. 4 screws

In combination with one- or two-way frame and flange adapter for CEE flanged sockets straight with flange size 75x75mm

Order information see page 104-105



Trunking box for DIN-rail mounting IP20

Floor mounted trunking box made out of polypropylene for DIN-rail mounting and fixation of flanged sockets and switches. (Box can be used for wall trunking devices with a installation height of 47 mm and integrated DIN-rail.)

- height: 47mm
- material: polypropylene, flame-retardent
- color: grey
- for PCE CEE-flanged sockets with flange size of 75x75 (fixing center 60x60 mm) combined with PCE flange 810-00
- Protection degree: IP20

Trunking box for DIN-rail mounting IP20 with flanged socket CEE 16A

Floor mounted trunking box made out of polypropylene for DIN-rail mounting with CEE flanged socket 16A 5-pole (75x75mm) and flange including screws.

Shipment:

- installation box (37004701)
- flange (810-00)
- CEE socket (flange: 75x75)
- incl. 4 screws

Finger protection for flanged sockets 16A/32A

Depending on country specific standards and regulations it can be necessary to equip terminals with a finger protection. This finger protection can be mounted on all PCE 16A and 32A CEE flanged sockets with screw contact (2P+E, 3P+E, 3P+E+N) in case of need.



16A 4-times pack.unit=150/1300 pcs.

ts167s

32A 4-times pack.unit=150/1000 pcs.

ts327s

Ampere	Poles	pack. unit	230V~	400V~	Cat.No.
			50/60Hz	50/60Hz	
			3p=6h	4p+5p=6h	
			Cat.No.	Cat.No.	
		10			88300



		1			37004701
--	--	---	--	--	----------



37004701

16	5	1		81315-6	
32	5	1		81325-6	



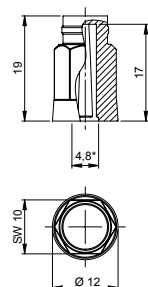
Example of use:



-
-
-
-
-
-
-
-
-
-
-
-

Mounting accessories for flanged sockets

plastic nut with collar (isolated)



- hexagonal nut with collar
- material: polyamide
- color: black

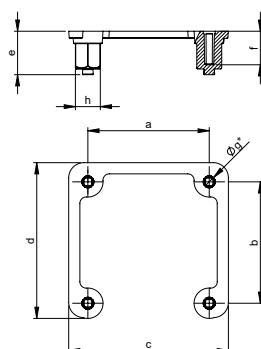
size	pack. unit	Cat.No.
4,8mm*	500	tm500s

* recommended screw diameter

plastic nut 4-times (isolated)



tm56060s



	38x38	50x65	56x56	58x33	60x60	60x73
a	38	50	56	58	60	60
b	38	65	56	33	60	73
c	50	62	68	70	72	72
d	49	77	68	45	73	85
e	14	19	19	19	19	19
f	10	17	17	17	17	17
Øg*	4,2	4,8	4,8	4,8	4,8	4,8
h	SW8	SW10	SW10	SW10	SW10	SW10

* recommended screw diameter

- 4-times plastic nut
- material: polyamide
- color: black

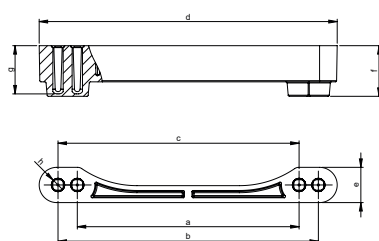
size	pack. unit	Cat.No.
38x38	500	tm43838s
50x65	100	tm55065s
56x56	100	tm55656s
58x33	100	tm55833s
60x60	100	tm56060s
60x73	100	tm56073s

plastic nut 2-times (isolated) 63/125A



tm6880s

tm6100s



	63A	125A
a	72	92
b	88	108
c	80	100
d	104	124
e	15	15
f	21	21
g	20	20
h*	5,5	5,5

* recommended screw diameter


- 2-times plastic nut
- material: polyamide
- color: black

size	pack. unit	Cat.No.
72/80/88	10	tm6880s
92/100/108	10	tm6100s

Mounting example:

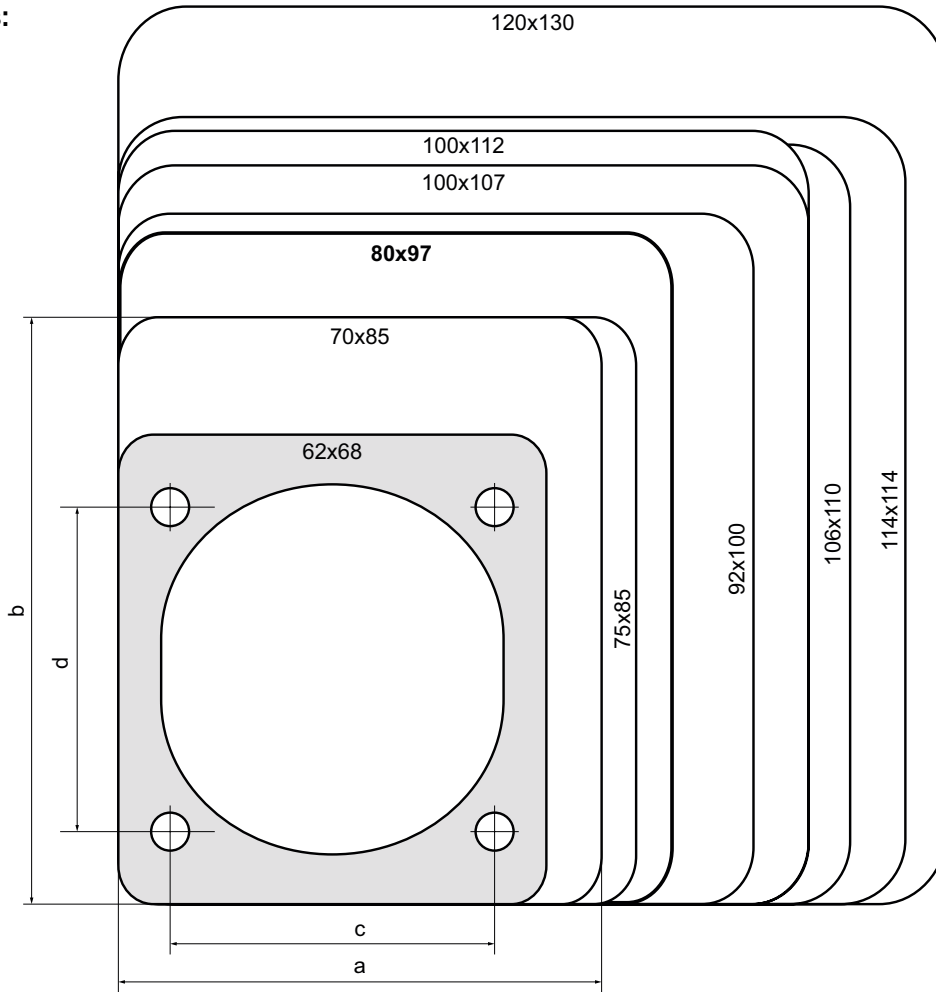
tm43838s
 safety socket
 flange: 50x50mm
 fixing center: 38x38mm

tm56073s
 CEE flanged socket sloping
 flange: 80x97mm
 fixing center: 60x73mm



CEE Flanged sockets sloping

Dimensions:



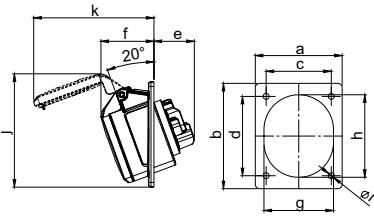
Versions:

flange		fixing-center		page	16A			32A			63A			125A		
a	b	c	d	#	3p	4p	5p	3p	4p	5p	3p	4p	5p	3p	4p	5p
62	68	47	47	94-95	IP44*											
70	85	50	65	90-91	IP44*	IP44*										
					IP67*	IP67*										
75	85	60	60	92-93	IP44*	IP44*	IP44*									
					IP67*	IP67*	IP67*									
80	97	60	73	88-89	IP44*	IP44*	IP44*	IP44*	IP44*	IP44*						
					IP67*	IP67*	IP67*	IP67*	IP67*	IP67*						
92	100	77	85	96-97	IP44*	IP44*	IP44*	IP44*	IP44*	IP44*						
					IP67*	IP67*	IP67*	IP67*	IP67*	IP67*						
100	107	77	85	98-99							IP44	IP44	IP44			
															IP67	IP67
100	112	80	88	98-99							IP44	IP44	IP44			
															IP67	IP67
106	110	90	90	98-99							IP44	IP44	IP44			
															IP67	IP67
114	114	90	90	98-99										IP67	IP67	IP67
120	130	100	108	98-99										IP67	IP67	IP67

* also available in screwless connection technology (TT) **TURBU** click **TERMINAL**

CEE Flanged sockets sloping

Flanged socket sloping IP44/54

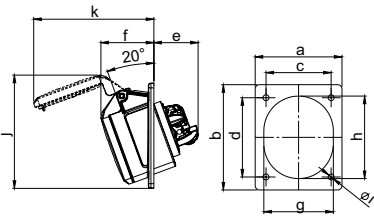


Poles	16 Amp			32 Amp		
	3	4	5	3	4	5
Flange a [mm]	80	80	80	80	80	80
Flange b [mm]	97	97	97	97	97	97
Fixing center c [mm]	60	60	60	60	60	60
Fixing center d [mm]	73	73	73	73	73	73
e [mm]	38	38	38	48	48	48
f [mm]	47	47	49	54	54	55
g [mm]	51	56	65	65	65	70
h [mm]	61	67	76	75	75	84
i [mm]	5,5	5,5	5,5	5,5	5,5	5,5
j [mm]	97	103	105	105	105	99
k [mm]	99	104	111	119	119	130
Wire flexible [mm ²]	1-2,5			2,5-6		
Wire solid [mm ²]	1-4			2,5-10		
Contact screws [Ncm]	100			110		
Weight [g]	116	132	153	166	182	214

- with screw terminals
- housing material: PA6
- contacts: brass
 - to order nickel-plated contacts please add a "v" e.g. 415-6v

IP44/54 splash- and dustproof

Flanged socket sloping IP44/54 TT

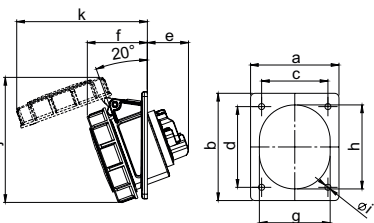


Poles	16 Amp			32 Amp		
	3	4	5	3	4	5
Flange a [mm]	80	80	80	80	80	80
Flange b [mm]	97	97	97	97	97	97
Fixing center c [mm]	60	60	60	60	60	60
Fixing center d [mm]	73	73	73	73	73	73
e [mm]	41	41	41	48	48	48
f [mm]	47	47	49	54	54	55
g [mm]	51	56	65	65	65	70
h [mm]	61	67	76	75	75	84
i [mm]	5,5	5,5	5,5	5,5	5,5	5,5
j [mm]	97	103	105	105	105	99
k [mm]	99	104	111	119	119	130
Wire flexible [mm ²]	1-2,5			2,5-6		
Wire solid [mm ²]	1-4			2,5-10		
Weight [g]	119	133	158	165	182	215

- screwless connection technology
- housing material: PA6
- contacts: brass
 - to order nickel-plated contacts please add a "v" e.g. 415-6TTv

IP44/54 splash- and dustproof

Flanged socket sloping IP67

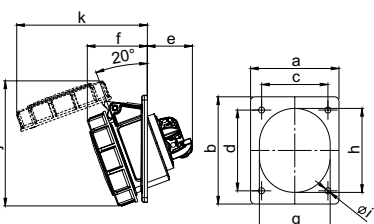


Poles	16 Amp			32 Amp		
	3	4	5	3	4	5
Flange a [mm]	80	80	80	80	80	80
Flange b [mm]	97	97	97	97	97	97
Fixing center c [mm]	60	60	60	60	60	60
Fixing center d [mm]	73	73	73	73	73	73
e [mm]	38	38	38	48	48	48
f [mm]	50	52	55	59	59	61
g [mm]	51	56	65	65	65	70
h [mm]	61	67	76	75	75	84
i [mm]	5,5	5,5	5,5	5,5	5,5	5,5
j [mm]	102	106	114	120	120	127
k [mm]	103	110	119	127	127	133
Wire flexible [mm ²]	1-2,5			2,5-6		
Wire solid [mm ²]	1-4			2,5-10		
Contact screws [Ncm]	100			110		
Weight [g]	131	153	186	207	224	262

- with screw terminals
- housing material: PA6
- contacts: brass
 - to order nickel-plated contacts please add a "v" e.g. 4152-6f78v

IP67 watertight

Flanged socket sloping IP67 TT



Poles	16 Amp			32 Amp		
	3	4	5	3	4	5
Flange a [mm]	80	80	80	80	80	80
Flange b [mm]	97	97	97	97	97	97
Fixing center c [mm]	60	60	60	60	60	60
Fixing center d [mm]	73	73	73	73	73	73
e [mm]	41	41	41	48	48	48
f [mm]	50	52	55	59	59	61
g [mm]	51	56	65	65	65	70
h [mm]	61	67	76	75	75	84
i [mm]	5,5	5,5	5,5	5,5	5,5	5,5
j [mm]	102	106	114	120	120	127
k [mm]	103	110	119	127	127	133
Wire flexible [mm ²]	1-2,5			2,5-6		
Wire solid [mm ²]	1-4			2,5-10		
Weight [g]	134	154	191	207	224	263

- screwless connection technology
- housing material: PA6
- contacts: brass
 - to order nickel-plated contacts please add a "v" e.g. 4152-6TTf78v

IP67 watertight

Amp.	Poles	pack. unit	110V~	230V~	400V~	500V~	>50-500V~	>50V others
			50/60Hz 4h Cat.No.	50/60Hz 3p=6h 4p+5p=9h Cat.No.	50/60Hz 3p=9h 4p+5p=6h Cat.No.	50/60Hz 7h Cat.No.	100-300Hz 10h Cat.No.	1h Cat.No.

flange 80 x 97 - fixing center 60 x 73

16	3	10	413-4f8	413-6f8	413-9f8	413-7f8	413-10f8	413-1f8
16	4	10	414-4f8	414-9f8	414-6f8	414-7f8	414-10f8	414-1f8
16	5	10	415-4	415-9	415-6	415-7	415-10	415-1
32	3	10	423-4	423-6	423-9	423-7	423-10	423-1
32	4	10	424-4	424-9	424-6	424-7	424-10	424-1
32	5	10	425-4	425-9	425-6	425-7	425-10	425-1



415-6

flange 80 x 97 - fixing center 60 x 73

16	3	10	413-4TTf8	413-6TTf8	413-9TTf8			
16	4	10	414-4TTf8	414-9TTf8	414-6TTf8			
16	5	10	415-4TT	415-9TT	415-6TT			
32	3	10	423-4TT	423-6TT	423-9TT			
32	4	10	424-4TT	424-9TT	424-6TT			
32	5	10	425-4TT	425-9TT	425-6TT			

TURBOclick
TERMINAL



415-6TT

flange 80 x 97 - fixing center 60 x 73

16	3	10	4132-4f8	4132-6f8	4132-9f8	4132-7f8	4132-10f8	4132-1f8
16	4	10	4142-4f8	4142-9f8	4142-6f8	4142-7f8	4142-10f8	4142-1f8
16	5	10	4152-4f78	4152-9f78	4152-6f78	4152-7f78	4152-10f78	4152-1f78
32	3	10	4232-4f78	4232-6f78	4232-9f78	4232-7f78	4232-10f78	4232-1f78
32	4	10	4242-4f78	4242-9f78	4242-6f78	4242-7f78	4242-10f78	4242-1f78
32	5	10	4252-4f78	4252-9f78	4252-6f78	4252-7f78	4252-10f78	4252-1f78



4152-6f78

flange 80 x 97 - fixing center 60 x 73

16	3	10	4132-4TTf8	4132-6TTf8	4132-9TTf8			
16	4	10	4142-4TTf8	4142-9TTf8	4142-6TTf8			
16	5	10	4152-4TTf78	4152-9TTf78	4152-6TTf78			
32	3	10	4232-4TTf78	4232-6TTf78	4232-9TTf78			
32	4	10	4242-4TTf78	4242-9TTf78	4242-6TTf78			
32	5	10	4252-4TTf78	4252-9TTf78	4252-6TTf78			

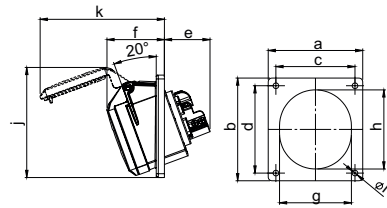
TURBOclick
TERMINAL



4152-6TTf78

Information icons: i, search, power, plug, microphone, game controller, lightbulb, car, and hashtag.

CEE Flanged sockets sloping

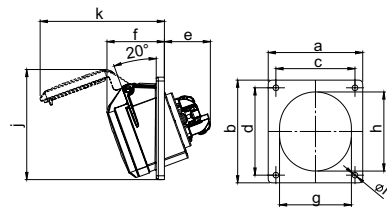


Flanged socket sloping IP44/54

	16 Amp	
	3	4
Poles	3	4
Flange a [mm]	70	70
Flange b [mm]	85	85
Fixing center c [mm]	50	50
Fixing center d [mm]	65	65
e [mm]	38	38
f [mm]	47	47
g [mm]	51	56
h [mm]	61	67
i [mm]	5,5	5,5
j [mm]	85	96
k [mm]	99	104
Wire flexible [mm ²]	1-2,5	
Wire solid [mm ²]	1-4	
Contact screws [Ncm]	100	
Weight [g]	109	127

- with screw terminals
- housing material: PA6
- contacts: brass
 - to order nickel-plated contacts please add a "v" e.g. 413-6v

IP44/54 splash- and dustproof

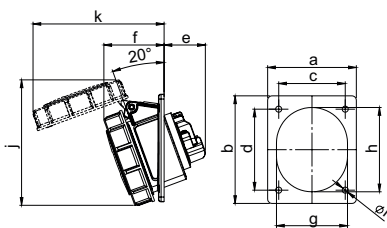


Flanged socket sloping IP44/54 TT

	16 Amp	
	3	4
Poles	3	4
Flange a [mm]	70	70
Flange b [mm]	85	85
Fixing center c [mm]	50	50
Fixing center d [mm]	65	65
e [mm]	41	41
f [mm]	47	47
g [mm]	51	56
h [mm]	61	67
i [mm]	5,5	5,5
j [mm]	85	96
k [mm]	99	104
Wire flexible [mm ²]	1-2,5	
Wire solid [mm ²]	1-4	
Weight [g]	114	128

- screwless connection technology
- housing material: PA6
- contacts: brass
 - to order nickel-plated contacts please add a "v" e.g. 413-6TTv

IP44/54 splash- and dustproof

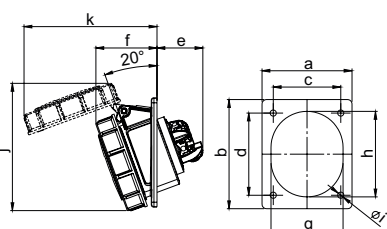


Flanged socket sloping IP67

	16 Amp	
	3	4
Poles	3	4
Flange a [mm]	70	70
Flange b [mm]	85	85
Fixing center c [mm]	50	50
Fixing center d [mm]	65	65
e [mm]	38	38
f [mm]	50	52
g [mm]	51	56
h [mm]	61	67
i [mm]	5,5	5,5
j [mm]	97	104
k [mm]	102	111
Wire flexible [mm ²]	1-2,5	
Wire solid [mm ²]	1-4	
Contact screws [Ncm]	100	
Weight [g]	128	132

- with screw terminals
- housing material: PA6
- contacts: brass
 - to order nickel-plated contacts please add a "v" e.g. 4132-6f78v

IP67 watertight



Flanged socket sloping IP67 TT

	16 Amp	
	3	4
Poles	3	4
Flange a [mm]	70	70
Flange b [mm]	85	85
Fixing center c [mm]	50	50
Fixing center d [mm]	65	65
e [mm]	41	41
f [mm]	50	52
g [mm]	51	56
h [mm]	61	67
i [mm]	5,5	5,5
j [mm]	97	104
k [mm]	102	111
Wire flexible [mm ²]	1-2,5	
Wire solid [mm ²]	1-4	
Weight [g]	130	133

- with screw terminals
- housing material: PA6
- contacts: brass
 - to order nickel-plated contacts please add a "v" e.g. 4132-6TTf78v

IP67 watertight

Amp.	Poles	pack. unit	110V~	230V~	400V~	500V~	>50-500V~	>50V others
			50/60Hz	50/60Hz	50/60Hz	50/60Hz	100-300Hz	
			4h	3p=6h 4p+5p=9h	3p=9h 4p+5p=6h	7h	10h	1h
			Cat.No.	Cat.No.	Cat.No.	Cat.No.	Cat.No.	Cat.No.

flange 70 x 85 - fixing center 50 x 65								
16	3	10	413-4	413-6	413-9	413-7	413-10	413-1
16	4	10	414-4	414-9	414-6	414-7	414-10	414-1



413-6

flange 70 x 85 - fixing center 50 x 65								
16	3	10	413-4TT	413-6TT	413-9TT			
16	4	10	414-4TT	414-9TT	414-6TT			

TURBOclick
TERMINAL



414-6TT

flange 70 x 85 - fixing center 50 x 65								
16	3	10	4132-4f78	4132-6f78	4132-9f78	4132-7f78	4132-10f78	4132-1f78
16	4	10	4142-4f78	4142-9f78	4142-6f78	4142-7f78	4142-10f78	4142-1f78



4132-6f78

flange 70 x 85 - fixing center 50 x 65								
16	3	10	4132-4TTf78	4132-6TTf78	4132-9TTf78			
16	4	10	4142-4TTf78	4142-9TTf78	4142-6TTf78			

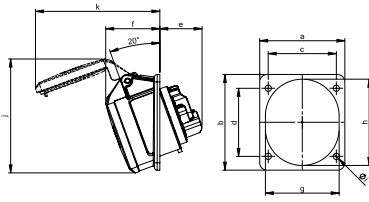
TURBOclick
TERMINAL



4142-6TTf78

Information icons: 'i', a smiley face, a red square with a white circle, a 'P' in a square, a face with a single eye, a face with two eyes, a face with a lightning bolt, a microphone, a game controller, a lightbulb, a car, and a hash symbol '#'. There is also a red bar at the bottom of this column.

CEE Flanged sockets sloping

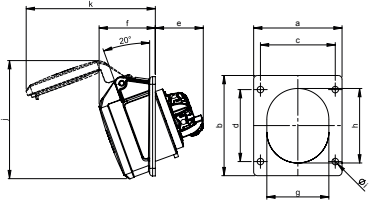


Flanged socket sloping IP44/54

	16 Amp		
	3	4	5
Poles	3	4	5
Flange a [mm]	75	75	75
Flange b [mm]	85	85	85
Fixing center c x d [mm]	60	60	60
e [mm]	38	38	39
f [mm]	47	47	48
g [mm]	51	56	65
h [mm]	61	67	76
i [mm]	5,5	5,5	5,5
j [mm]	85	96	101
k [mm]	99	104	111
Wire flexible [mm ²]	1-2,5		
Wire solid [mm ²]	1-4		
Contact screws [Ncm]	100		
Weight [g]	109	127	148

- with screw terminals
- housing material: PA6
- contacts: brass
 - to order nickel-plated contacts please add a "v" e.g. 415-6f87v
- with locking area

IP44/54 splash- and dustproof

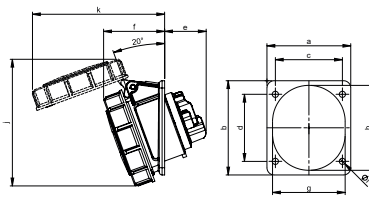


Flanged socket sloping IP44/54 TT

	16 Amp		
	3	4	5
Poles	3	4	5
Flange a [mm]	75	75	75
Flange b [mm]	85	85	85
Fixing center c x d [mm]	60	60	60
e [mm]	41	41	41
f [mm]	47	47	49
g [mm]	51	56	65
h [mm]	61	67	76
i [mm]	5,5	5,5	5,5
j [mm]	85	96	101
k [mm]	99	104	111
Wire flexible [mm ²]	1-2,5		
Wire solid [mm ²]	1-4		
Weight [g]	114	127	153

- screwless connection technology
- housing material: PA6
- contacts: brass
 - to order nickel-plated contacts please add a "v" e.g. 415-6TTf87v
- with locking area

IP44/54 splash- and dustproof

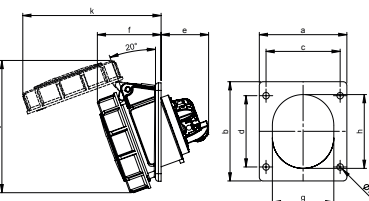


Flanged socket sloping IP67

	16 Amp		
	3	4	5
Poles	3	4	5
Flange a [mm]	75	75	75
Flange b [mm]	85	85	85
Fixing center c x d [mm]	60	60	60
e [mm]	38	38	39
f [mm]	49	50	54
g [mm]	51	56	65
h [mm]	61	67	76
i [mm]	5,5	5,5	5,5
j [mm]	97	104	114
k [mm]	102	111	119
Wire flexible [mm ²]	1-2,5		
Wire solid [mm ²]	1-4		
Contact screws [Ncm]	100		
Weight [g]	127	148	181

- with screw terminals
- housing material: PA6
- contacts: brass
 - to order nickel-plated contacts please add a "v" e.g. 4152-6f87v
- with locking area

IP67 watertight



Flanged socket sloping IP67 TT

	16 Amp		
	3	4	5
Poles	3	4	5
Flange a [mm]	75	75	75
Flange b [mm]	85	85	85
Fixing center c x d [mm]	60	60	60
e [mm]	41	41	41
f [mm]	49	50	54
g [mm]	51	56	65
h [mm]	61	67	76
i [mm]	5,5	5,5	5,5
j [mm]	97	104	114
k [mm]	102	111	119
Wire flexible [mm ²]	1-2,5		
Wire solid [mm ²]	1-4		
Weight [g]	130	154	181

- screwless connection technology
- housing material: PA6
- contacts: brass
 - to order nickel-plated contacts please add a "v" e.g. 4152-6TTf87v
- with locking area

IP67 watertight

Amp.	Poles	pack. unit	110V~	230V~	400V~	500V~	>50- 500V~	>50V others
			50/60Hz	50/60Hz	50/60Hz	50/60Hz	100-300Hz	
			4h	3p=6h 4p+5p=9h	3p=9h 4p+5p=6h	7h	10h	1h
			Cat.No.	Cat.No.	Cat.No.	Cat.No.	Cat.No.	Cat.No.

			110V~	230V~	400V~	500V~	>50- 500V~	>50V others
flange 75 x 85 - fixing center 60 x 60								
16	3	10	413-4f87	413-6f87	413-9f87	413-7f87	413-10f87	413-1f87
16	4	10	414-4f87	414-9f87	414-6f87	414-7f87	414-10f87	414-1f87
16	5	10	415-4f87	415-9f87	415-6f87	415-7f87	415-10f87	415-1f87



415-6f87

			110V~	230V~	400V~
flange 75 x 85 - fixing center 60 x 60					
16	3	10	413-4TTf87	413-6TTf87	413-9TTf87
16	4	10	414-4TTf87	414-9TTf87	414-6TTf87
16	5	10	415-4TTf87	415-9TTf87	415-6TTf87



415-6TTf87

			110V~	230V~	400V~	500V~	>50- 500V~	>50V others
flange 75 x 85 - fixing center 60 x 60								
16	3	10	4132-4f87	4132-6f87	4132-9f87	4132-7f87	4132-10f87	4132-1f87
16	4	10	4142-4f87	4142-9f87	4142-6f87	4142-7f87	4142-10f87	4142-1f87
16	5	10	4152-4f87	4152-9f87	4152-6f87	4152-7f87	4152-10f87	4152-1f87



4152-6f87

			110V~	230V~	400V~
flange 75 x 85 - fixing center 60 x 60					
16	3	10	4132-4TTf87	4132-6TTf87	4132-9TTf87
16	4	10	4142-4TTf87	4142-9TTf87	4142-6TTf87
16	5	10	4152-4TTf87	4152-9TTf87	4152-6TTf87

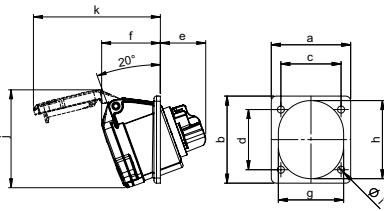


4152-6TTf87



CEE Flanged sockets sloping - lockable / with switch

Flanged socket sloping, lockable IP44/54

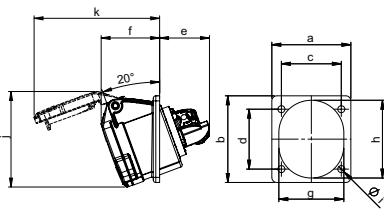


	16 Amp
Poles	3
Flange a [mm]	62
Flange b [mm]	68
Fixing center c x d [mm]	47
e [mm]	38
f [mm]	46
g [mm]	51
h [mm]	61
i [mm]	5,5
j [mm]	77
k [mm]	99
Wire flexible [mm ²]	1-2,5
Wire solid [mm ²]	1-4
Contact screws [Ncm]	100
Weight [g]	111

- with screw terminals
- housing material: PA6
- contacts: brass
 - to order nickel-plated contacts please add a „v“ e.g. 413-6f66v
- lockable with padlock *

IP44/54 splash- and dustproof

Flanged socket sloping, lockable IP44/54 TT

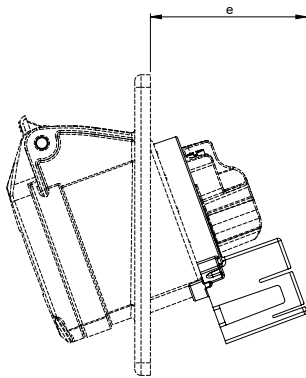


	16 Amp
Poles	3
Flange a [mm]	62
Flange b [mm]	68
Fixing center c x d [mm]	47
e [mm]	41
f [mm]	46
g [mm]	51
h [mm]	61
i [mm]	5,5
j [mm]	77
k [mm]	99
Wire flexible [mm ²]	1-2,5
Wire solid [mm ²]	1-4
Weight [g]	110

- screwless connection technology
- housing material: PA6
- contacts: brass
 - to order nickel-plated contacts please add a „v“ e.g. 413-6TTf66v
- lockable with padlock *

IP44/54 splash- and dustproof

Flanged socket sloping with auxiliary switch



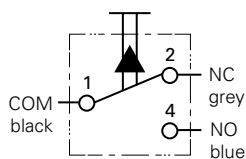
	16 Amp	32 Amp
Poles	3	3
e [mm]	51	58
Wire flexible [mm ²]	1-2,5	2,5-6
Wire solid [mm ²]	1-4	2,5-10

Auxiliary switch:	
Switching capacity	10(1,5)A, 250VAC
Conductor	3 x 0,75 mm ²
Conductor length	500 mm
Contacts	COM=black / NC=grey / NO=blue

- **with auxiliary switch**
- flanged socket with screw terminals
- housing material: PA6
- contacts: brass
 - to order nickel-plated contacts please add a „v“ e.g. 413-6TTf66hv

further technical details please see flanged sockets without auxiliary switch

circuit diagram:



* Shackle thickness Padlock: max. Ø7,5mm

Amp.	Poles	pack. unit	110V~	230V~	400V~	500V~	>50-500V~	>50V others
			50/60Hz 4h	50/60Hz 3p=6h 4p+5p=9h	50/60Hz 3p=9h 4p+5p=6h	50/60Hz 7h	100-300Hz 10h	1h
			Cat.No.	Cat.No.	Cat.No.	Cat.No.	Cat.No.	Cat.No.

flange 62 x 68 - fixing center 47 x 47								
16	3	10	413-4f66	413-6f66	413-9f66	413-7f66	413-10f66	413-1f66



flange 62 x 68 - fixing center 47 x 47					
16	3	10	413-4TTf66	413-6TTf66	413-9TTf66



Amp.	Poles	pack. unit		flange:	Fixing center:	IP:
16	3	10	413-6f66h	62x68	47x47	IP44/54
16	3	10	413-6h	70x85	50x65	IP44/54
16	3	10	4132-6f78h	70x85	50x65	IP67
16	3	10	413-6f8h	80x97	60x73	IP44/54
16	3	10	4132-6f8h	80x97	60x73	IP67
16	3	10	413-6f9h	92x100	77x85	IP44/IP54
16	3	10	4132-6h	92x100	77x85	IP67



32	3	10	423-6h	80x97	60x73	IP44
32	3	10	4232-6f78h	80x97	60x73	IP67
32	3	10	423-6f9h	92x100	77x85	IP44
32	3	10	4232-6h	92x100	77x85	IP67



Information icons: 'i', a smiley face, a red square with a white circle, a padlock, a 'P' in a square, a face with a smile, a face with a neutral expression, a face with a sad expression, a microphone, a game controller, a lightbulb, a car wheel, and a hash symbol '#'. There is also a red square icon with a white circle containing a red square.

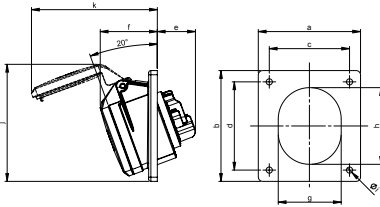
CEE Flanged sockets sloping

Flanged socket sloping IP44/54

Poles	16 Amp			32 Amp		
	3	4	5	3	4	5
Flange a [mm]	92	92	92	92	92	92
Flange b [mm]	100	100	100	100	100	100
Fixing center c [mm]	77	77	77	77	77	77
Fixing center d [mm]	85	85	85	85	85	85
e [mm]	33	34	38	48	48	48
f [mm]	49	51	52	54	54	55
g [mm]	51	56	65	65	65	70
h [mm]	61	67	76	75	75	80
i [mm]	5,5	5,5	5,5	5,5	5,5	5,5
j [mm]	86	102	107	107	107	101
k [mm]	102	107	111	121	121	132
Wire flexible [mm ²]	1-2,5			2,5-6		
Wire solid [mm ²]	1-4			2,5-10		
Contact screws [Ncm]	100			110		
Weight [g]	132	146	166	180	198	229

- with screw terminals
- housing material: PA6
- contacts: brass
 - to order nickel-plated contacts please add a "v" e.g. 415-6f9v

IP44/54 splash- and dustproof

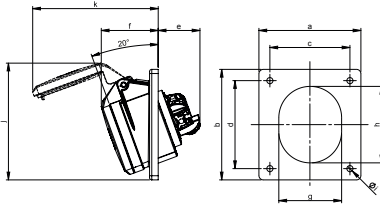


Flanged socket sloping IP44/54 TT

Poles	16 Amp			32 Amp		
	3	4	5	3	4	5
Flange a [mm]	92	92	92	92	92	92
Flange b [mm]	100	100	100	100	100	100
Fixing center c [mm]	77	77	77	77	77	77
Fixing center d [mm]	85	85	85	85	85	85
e [mm]	37	38	38	48	48	48
f [mm]	49	51	52	54	54	55
g [mm]	51	56	65	65	65	70
h [mm]	61	67	76	75	75	80
i [mm]	5,5	5,5	5,5	5,5	5,5	5,5
j [mm]	86	102	107	107	107	101
k [mm]	102	107	114	121	121	132
Wire flexible [mm ²]	1-2,5			2,5-6		
Wire solid [mm ²]	1-4			2,5-10		
Weight [g]	141	147	170	180	199	230

- screwless connection technology
- housing material: PA6
- contacts: brass
 - to order nickel-plated contacts please add a "v" e.g. 415-6TTf9v

IP44/54 splash- and dustproof

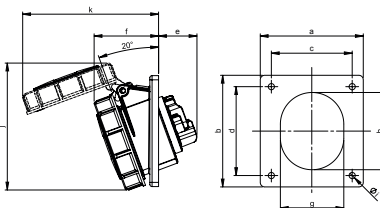


Flanged socket sloping IP67

Poles	16 Amp			32 Amp		
	3	4	5	3	4	5
Flange a [mm]	92	92	92	92	92	92
Flange b [mm]	100	100	100	100	100	100
Fixing center c [mm]	77	77	77	77	77	77
Fixing center d [mm]	85	85	85	85	85	85
e [mm]	33	34	38	48	48	48
f [mm]	53	55	58	62	62	62
g [mm]	51	56	65	65	65	70
h [mm]	61	67	76	75	75	80
i [mm]	5,5	5,5	5,5	5,5	5,5	5,5
j [mm]	101	105	114	120	120	128
k [mm]	107	115	122	130	130	131
Wire flexible [mm ²]	1-2,5			2,5-6		
Wire solid [mm ²]	1-4			2,5-10		
Contact screws [Ncm]	100			110		
Weight [g]	147	167	199	221	237	280

- with screw terminals
- housing material: PA6
- contacts: brass
 - to order nickel-plated contacts please add a "v" e.g. 4152-6v

IP67 watertight

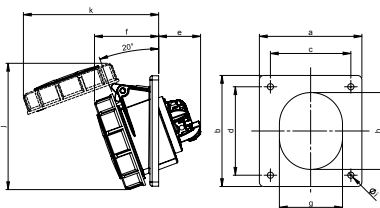


Flanged socket sloping IP67 TT

Poles	16 Amp			32 Amp		
	3	4	5	3	4	5
Flange a [mm]	92	92	92	92	92	92
Flange b [mm]	100	100	100	100	100	100
Fixing center c [mm]	77	77	77	77	77	77
Fixing center d [mm]	85	85	85	85	85	85
e [mm]	33	34	38	48	48	48
f [mm]	53	55	58	62	62	62
g [mm]	51	56	65	65	65	70
h [mm]	61	67	76	75	75	80
i [mm]	5,5	5,5	5,5	5,5	5,5	5,5
j [mm]	101	105	114	120	120	128
k [mm]	107	115	122	130	130	131
Wire flexible [mm ²]	1-2,5			2,5-6		
Wire solid [mm ²]	1-4			2,5-10		
Weight [g]	149	168	203	220	237	282

- screwless connection technology
- housing material: PA6
- contacts: brass
 - to order nickel-plated contacts please add a "v" e.g. 4152-6TTv

IP67 watertight



Amp.	Poles	pack. unit	110V~	230V~	400V~	500V~	>50-500V~	>50V others
			50/60Hz 4h	50/60Hz 3p=6h 4p+5p=9h	50/60Hz 3p=9h 4p+5p=6h	50/60Hz 7h	100-300Hz 10h	1h
			Cat.No.	Cat.No.	Cat.No.	Cat.No.	Cat.No.	Cat.No.

flange 92 x 100 - fixing center 77 x 85

16	3	10	413-4f9	413-6f9	413-9f9	413-7f9	413-10f9	413-1f9
16	4	10	414-4f9	414-9f9	414-6f9	414-7f9	414-10f9	414-1f9
16	5	10	415-4f9	415-9f9	415-6f9	415-7f9	415-10f9	415-1f9
32	3	10	423-4f9	423-6f9	423-9f9	423-7f9	423-10f9	423-1f9
32	4	10	424-4f9	424-9f9	424-6f9	424-7f9	424-10f9	424-1f9
32	5	10	425-4f9	425-9f9	425-6f9	425-7f9	425-10f9	425-1f9



415-6f9

flange 92 x 100 - fixing center 77 x 85

16	3	10	413-4TTf9	413-6TTf9	413-9TTf9			
16	4	10	414-4TTf9	414-9TTf9	414-6TTf9			
16	5	10	415-4TTf9	415-9TTf9	415-6TTf9			
32	3	10	423-4TTf9	423-6TTf9	423-9TTf9			
32	4	10	424-4TTf9	424-9TTf9	424-6TTf9			
32	5	10	425-4TTf9	425-9TTf9	425-6TTf9			



425-9TTf9

flange 92 x 100 - fixing center 77 x 85

16	3	10	4132-4	4132-6	4132-9	4132-7	4132-10	4132-1
16	4	10	4142-4	4142-9	4142-6	4142-7	4142-10	4142-1
16	5	10	4152-4	4152-9	4152-6	4152-7	4152-10	4152-1
32	3	10	4232-4	4232-6	4232-9	4232-7	4232-10	4232-1
32	4	10	4242-4	4242-9	4242-6	4242-7	4242-10	4242-1
32	5	10	4252-4	4252-9	4252-6	4252-7	4252-10	4252-1



4132-6

flange 92 x 100 - fixing center 77 x 85

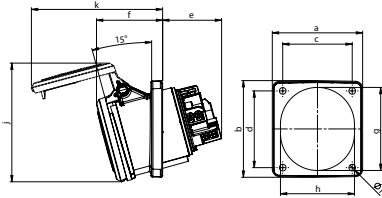
16	3	10	4132-4TT	4132-6TT	4132-9TT			
16	4	10	4142-4TT	4142-9TT	4142-6TT			
16	5	10	4152-4TT	4152-9TT	4152-6TT			
32	3	10	4232-4TT	4232-6TT	4232-9TT			
32	4	10	4242-4TT	4242-9TT	4242-6TT			
32	5	10	4252-4TT	4252-9TT	4252-6TT			



4142-6TT

Information icons: i, search, power, shield, microphone, game controller, lightbulb, car, hash.

CEE Flanged sockets sloping

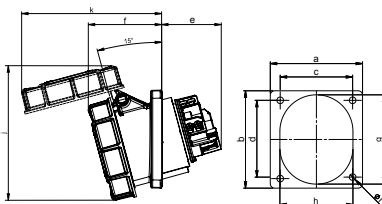


Flanged socket sloping IP44 POWERTWIST

	63 Amp			63 Amp			63 Amp		
	3	4	5	3	4	5	3	4	5
Poles	3	4	5	3	4	5	3	4	5
Flange a [mm]	100	100	100	100	100	100	106	106	106
Flange b [mm]	112	112	112	107	107	107	110	110	110
Fixing center c [mm]	80	80	80	77	77	77	90	90	90
Fixing center d [mm]	88	88	88	85	85	85	90	90	90
e [mm]	64	64	64	64	64	64	64	64	64
f [mm]	74	74	74	74	74	74	74	74	74
g [mm]	92	92	92	92	92	92	92	92	92
h [mm]	82	82	82	82	82	82	82	82	82
i [mm]	7	7	7	7	7	7	7	7	7
j [mm]	132	132	132	132	132	132	132	132	132
k [mm]	146	146	146	146	146	146	146	146	146
Wire flexible [mm ²]	6-16								
Wire solid [mm ²]	6-25								
Contact screws [Ncm]	200								
Weight [g]	447	492	547	443	488	543	450	495	550

- contact frame with screws
- housing material: PA6
- contacts: brass with lamellar contact CuBe
 - to order with pilot contact please add a „5“ e.g. 43351-6 (see page 8)
 - to order with pilot contact system (PCS) please add a „6“ e.g. 43361-6 (see page 8)

IP44 splashproof

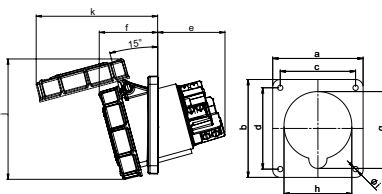


Flanged socket sloping IP67 POWERTWIST

	63 Amp			63 Amp			63 Amp		
	3	4	5	3	4	5	3	4	5
Poles	3	4	5	3	4	5	3	4	5
Flange a [mm]	100	100	100	100	100	100	106	106	106
Flange b [mm]	112	112	112	107	107	107	110	110	110
Fixing center c [mm]	80	80	80	77	77	77	90	90	90
Fixing center d [mm]	88	88	88	85	85	85	90	90	90
e [mm]	64	64	64	64	64	64	64	64	64
f [mm]	80	80	80	80	80	80	80	80	80
g [mm]	92	92	92	92	92	92	92	92	92
h [mm]	82	82	82	82	82	82	82	82	82
i [mm]	7	7	7	7	7	7	7	7	7
j [mm]	148	148	148	148	148	148	148	148	148
k [mm]	154	154	154	154	154	154	154	154	154
Wire flexible [mm ²]	6-16								
Wire solid [mm ²]	6-25								
Contact screws [Ncm]	200								
Weight [g]	495	540	595	491	536	591	498	543	598

- contact frame with screws
- housing material: PA6
- contacts: brass with lamellar contact CuBe
 - to order with pilot contact please add a „5“ e.g. 4355-6 (see page 8)
 - to order with pilot contact system (PCS) please add a „6“ e.g. 4356-6 (see page 8)

IP66/67 watertight



Flanged socket sloping IP67 POWERTWIST

	125 Amp			125 Amp		
	3	4	5	3	4	5
Poles	3	4	5	3	4	5
Flange a [mm]	120	120	120	114	114	114
Flange b [mm]	130	130	130	114	114	114
Fixing center c [mm]	100	100	100	90	90	90
Fixing center d [mm]	108	108	108	90	90	90
e [mm]	92	92	92	92	92	92
f [mm]	77	77	77	77	77	77
g [mm]	102	102	102	102	102	102
h [mm]	90	90	90	90	90	90
i [mm]	7	7	7	7	7	7
j [mm]	160	160	160	160	160	160
k [mm]	162	162	162	162	162	162
Wire flexible [mm ²]	16-50					
Wire solid [mm ²]	16-70					
Contact screws [Ncm]	450					
Weight [g]	804	896	995	778	880	968

- contact frame with hexagon socket screws
- housing material: PA6
- contacts: brass with lamellar contact CuBe
 - to order with pilot contact please add a „5“ e.g. 4455-6 (see page 8)
 - to order with pilot contact system (PCS) please add a „6“ e.g. 4456-6 (see page 8)

IP66/67 watertight

Amp.	Poles	pack. unit	110V~	230V~	400V~	500V~	>50-500V~	>50V others
			50/60Hz 4h	50/60Hz 3p=6h 4p+5p=9h	50/60Hz 3p=9h 4p+5p=6h	50/60Hz 7h	100-300Hz 10h	1h
			Cat.No.	Cat.No.	Cat.No.	Cat.No.	Cat.No.	Cat.No.
flange 100 x 112 - fixing center 80 x 88								
63	3	2	4331-4	4331-6	4331-9	4331-7	4331-10	4331-1
63	4	2	4341-4	4341-9	4341-6	4341-7	4341-10	4341-1
63	5	2	4351-4	4351-9	4351-6	4351-7	4351-10	4351-1
flange 100 x 107 - fixing center 77 x 85								
63	3	2	4331-4fc	4331-6fc	4331-9fc	4331-7fc	4331-10fc	4331-1fc
63	4	2	4341-4fc	4341-9fc	4341-6fc	4341-7fc	4341-10fc	4341-1fc
63	5	2	4351-4fc	4351-9fc	4351-6fc	4351-7fc	4351-10fc	4351-1fc
flange 106 x 110 - fixing center 90 x 90								
63	3	2	4331-4fd	4331-6fd	4331-9fd	4331-7fd	4331-10fd	4331-1fd
63	4	2	4341-4fd	4341-9fd	4341-6fd	4341-7fd	4341-10fd	4341-1fd
63	5	2	4351-4fd	4351-9fd	4351-6fd	4351-7fd	4351-10fd	4351-1fd



4351-6

flange 100 x 112 - fixing center 80 x 88								
63	3	2	433-4	433-6	433-9	433-7	433-10	433-1
63	4	2	434-4	434-9	434-6	434-7	434-10	434-1
63	5	2	435-4	435-9	435-6	435-7	435-10	435-1
flange 100 x 107 - fixing center 77 x 85								
63	3	2	433-4fc	433-6fc	433-9fc	433-7fc	433-10fc	433-1fc
63	4	2	434-4fc	434-9fc	434-6fc	434-7fc	434-10fc	434-1fc
63	5	2	435-4fc	435-9fc	435-6fc	435-7fc	435-10fc	435-1fc
flange 106 x 110 - fixing center 90 x 90								
63	3	2	433-4fd	433-6fd	433-9fd	433-7fd	433-10fd	433-1fd
63	4	2	434-4fd	434-9fd	434-6fd	434-7fd	434-10fd	434-1fd
63	5	2	435-4fd	435-9fd	435-6fd	435-7fd	435-10fd	435-1fd



435-6

flange 120 x 130 - fixing center 100 x 108								
125	3	2	443-4	443-6	443-9	443-7	443-10	443-1
125	4	2	444-4	444-9	444-6	444-7	444-10	444-1
125	5	2	445-4	445-9	445-6	445-7	445-10	445-1
flange 114 x 114 - fixing center 90 x 90								
125	3	2	443-4fe	443-6fe	443-9fe	443-7fe	443-10fe	443-1fe
125	4	2	444-4fe	444-9fe	444-6fe	444-7fe	444-10fe	444-1fe
125	5	2	445-4fe	445-9fe	445-6fe	445-7fe	445-10fe	445-1fe



445-6

Information icons: i, Wi-Fi, Signal, Microphone, Gamepad, Lightbulb, Car, Hash #





PCE



MADE IN AUSTRIA

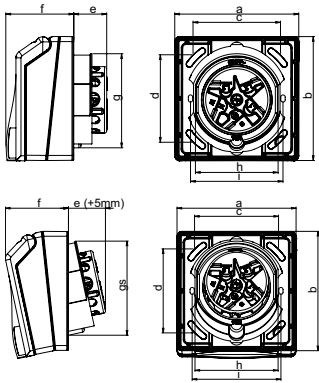


DESIGN-SOCKETS

		Page
	Flanged socket	102
	Surface outlet	102
	Flush outlet	102
	Accessories	104



Design-Socket

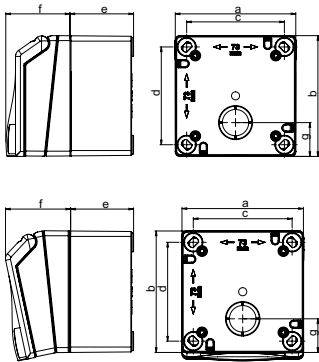


Flanged socket

	16 Amp			32 Amp	SSD
Poles	3	4	5	5	2P+E
Flange a x b [mm]	90	90	90	90	90
Fixing center c x d [mm]	60	60	60	60	60
e [mm]	23	24	24	36	16
f [mm]	48	48	48	48	48
g [mm]	66	66	69	78	66
gs [mm]	69	69	72	78	69
h [mm]	63	63	63	74	63
i [mm]	67	67	67		67
Wire flexible [mm²]	1- 2x2,5			2,5- 2x6	1- 2x2,5
Wire solid [mm²]	1- 2x4			2,5- 2x10	1- 2x2,5
Contact screws [Ncm]	100			110	
Weight [g]	194	212	231	287	186

- with screw terminals for wiring through
- housing material: PC/ABS
- contacts: nickel-plated contacts
- Flange can be rotated by 180°- straight and sloping design all in one!
- suitable for installation of cable conduits
- 16A sockets: installation also possible in customary cavity wall and concrete sockets with fixing center 67mm
- with inscription field

IP44 splashproof

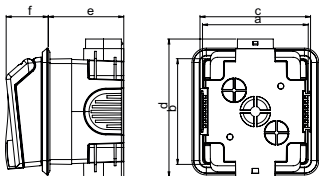


Surface outlet

	16 Amp			32 Amp	SSD
Poles	3	4	5	5	2P+E
Flange a x b [mm]	90	90	90	90	90
Fixing center c x d [mm]	73	73	73	73	73
e [mm]	47	47	47	47	47
f [mm]	48	48	48	48	48
g [mm]	25	25	25	25	25
Wire flexible [mm²]	1- 2x2,5			2,5- 2x6	1- 2x2,5
Wire solid [mm²]	1- 2x4			2,5- 2x10	1- 2x2,5
Contact screws [Ncm]	100			110	
Weight [g]	276	294	320	367	241

- with screw terminals for wiring through
- housing material: PC/ABS
- contacts: nickel-plated contacts
- Flange can be rotated by 180°- straight and sloping design all in one!
- one side entry with offset nipple, possible entry on the other with cutout
- with inscription field

IP44 splashproof



Flush outlet

	16 Amp			32 Amp	SSD
Poles	3	4	5	5	2P+E
Flange a x b [mm]	90	90	90	90	90
Fixing center c [mm]	92	92	92	92	92
Fixing center d [mm]	115	115	115	115	115
e [mm]	64	64	64	64	64
f [mm]	35	35	35	35	35
Wire flexible [mm²]	1- 2x2,5			2,5- 2x6	1- 2x2,5
Wire solid [mm²]	1- 2x4			2,5- 2x10	1- 2x2,5
Contact screws [Ncm]	100			110	
Weight [g]	298	316	335	391	264

- with screw terminals for wiring through
- housing material: PC/ABS
- contacts: nickel-plated contacts
- entry from top, bottom, side or rear by cutout
- in rows combinable with horizontal and vertical insertion
- with inscription field
- with integrated cover frame and a fix inclination of 6°- small projection (35mm)

IP44 splashproof



All Design-Sockets are safe against ball throwing according DIN 18032 for the special application in sports halls.

Flange can be rotated by 180° – straight and sloping design all in one!



Flush socket outlet projection



Amp.	Poles	pack. unit	110V~	230V~	400V~	250V~
			50/60Hz 4h	50/60Hz 3p=6h 4p+5p=9h	50/60Hz 3p=9h 4p+5p=6h	50/60Hz 2P+E
			Cat.No.	Cat.No.	Cat.No.	Cat.No.

(CEE-socket) (CEE-socket) (CEE-socket) (with safety socket acc. Austrian/German system)

16	3	6
16	4	6
16	5	6
32	5	6
16	2P+E	6

843-4v	843-6v	843-9v
844-4v	844-9v	844-6v
845-4v	845-9v	845-6v
855-4v	855-9v	855-6v

8430v



16	3	6
16	4	6
16	5	6
32	5	6
16	2P+E	6

863-4v	863-6v	863-9v
864-4v	864-9v	864-6v
865-4v	865-9v	865-6v
875-4v	875-9v	875-6v

8630v



16	3	6
16	4	6
16	5	6
32	5	6
16	2P+E	6

883-4v	883-6v	883-9v
884-4v	884-9v	884-6v
885-4v	885-9v	885-6v
895-4v	895-9v	895-6v

8830v



Inscription field as standard incl. paper insert

white (standard)



light grey

All Design-Sockets are available in the following colors: white (= standard) and light grey:

To order white, just choose the above mentioned numbers	e.g.	845-6v	RAL 9016
To order light grey add „g“	e.g.	845-6gv	RAL 7035

Information icons: i, power, plug, fire, microphone, game controller, lightbulb, car, hash symbol.

Design-Socket Accessories



Cover frame 1-way with gasket

- Dimensions: 105 x 105

white **9021**
light grey **9021g**
pack.unit: 25



Cover frame 2-way with gasket - horizontal

- Dimensions: WxH 195x105mm
- only for horizontal mounting

white **9022**
light grey **9022g**
pack.unit: 25




Flush socket

- incl. screws 4 pcs.

light grey **88300**
pack.unit: 10

Installation help:

Connection device for 1-way frame



1x flush outlet
e.g.: 885-6v

1x flush outlet
e.g.: 885-6v

Sliding connection for 2-way frame



2x flush socket (88300)

1x 2-way frame (e.g.: 9022)

2x flanged socket (e.g.: 845-6v)



Plaster Cover

for flush socket 88300



903
pack.unit: 25



SET concrete flush socket incl. flanged design-socket 16A 5p IP44

Complete set of CEE 16A 5p flanged socket inclusive membrane box (type PRIMO) for setting in concrete

845-6v-P953
pack.unit: 1

SET consisting of:

- 1 Stk. concrete membrane box M1 CEE, installation depth 85mm (Primo #P953)
- 2 Stk. wings for attachment to the steel reinforcement (Primo #P761)
- 1 Stk. CEE-flanged socket 16A 5p IP44 (PCE #845-6v)
- 1 Stk. cover frame 1-way with gasket (PCE #9021)
- incl. mounting screws

Blank flange for surface socket and flush socket* as accessories

*) assembly only possible with frame cover


white	tf9092
light grey	tf9092g
pack.unit: 25	



Flange adapter for surface socket and flush socket* as accessories

- for fittings with flange size 75x75mm and fixing center 60x60mm

*) assembly only possible with frame cover



white	tf9091
light grey	tf9091g
pack.unit: 25	



Surface socket

- incl. screws 4 pcs.




Example:
1x surface socket 86300
1x flange adapter tf9091
1x flanged socket 325-6f7

white	86300
light grey	86300g
pack.unit: 10	



Locking



simultaneous locking	901026
	901025
pack.unit: 1	



Fast and easy installation of the lock by loose locking outbreak

Surface outlet with data socket

- Surface socket (see page 102)
- Data socket 2x Cat 6A RJ45 Modul
- M25 cable gland (double 7mm)
- IP54 (lid closed without cable inserted cable)

white	86312k452
pack.unit: 6	



PCE







MADE IN AUSTRIA



SWITCHED INTERLOCKED SOCKETS

16A – 125A

		Page
	Switched interlocked sockets – Compact series	108
	Switched interlocked sockets	112
	Switched interlocked sockets with DIN-rail	120
	Switched interlocked sockets fused	122



Switched interlocked sockets – Compact series

mechanical interlock, lockable by padlock

Switched interlocked socket - panel mounting IP44

	16 Amp			32 Amp		
	3	4	5	3	4	5
Poles	3	4	5	3	4	5
a [mm]	58	60	61	66	66	67
Wire flexible [mm²]	1,5-2,5			2,5-6		
Wire solid [mm²]	1,5-4			2,5-10		
Weight [g]	427	471	494	485	530	562

- with screw terminals
- housing material: PA6
- contacts: nickel-plated contacts
- mechanical interlock

IP44/54 splashproof


Switched interlocked socket - panel mounting IP67

	16 Amp			32 Amp		
	3	4	5	3	4	5
Poles	3	4	5	3	4	5
a [mm]	59	61	65	67	67	70
Wire flexible [mm²]	1,5-2,5			2,5-6		
Wire solid [mm²]	1,5-4			2,5-10		
Weight [g]	438	484	508	503	548	579

- with screw terminals
- housing material: PA6
- contacts: nickel-plated contacts
- mechanical interlock

IP66/67 watertight

Advantages:

- compact design
- small dimensions - space saving storage
- all components are mounted on top
- as flanged version suitable for distribution boxes and boards
- ready wired for connection
- at switch-off position: lockable by padlock 
- mechanical interlock:
After plugging and switching-on **plug is locked.**
After switching-off and unplugging **switch is locked.**
- colored switch position

Technical data:

- switched interlocked socket for panel/wall mounting
- 16A and 32A; 3-, 4- and 5 poles
- IP44/54 and IP66/67
- **ON/OFF switch PCE-Merz ML0; EN 60947-3: AC22A; 10 kA**
- large connecting area
- enclosure made of shock-resistant thermoplastic material
- approved acc. to EN 60309, ÖVE



Amp.	Poles	pack. unit	110V~	230V~	400V~	500V~	440V~
			50/60Hz 4h	50/60Hz 3p=6h 4p+5p=9h	50/60Hz 3p=9h 4p+5p=6h	50/60Hz 7h	60Hz 3h
			Cat.No.	Cat.No.	Cat.No.	Cat.No.	Cat.No.

16	3	1	6013-4	6013-6	6013-9	
16	4	1	6014-4	6014-9	6014-6	6014-7
16	5	1	6015-4	6015-9	6015-6	6015-7
32	3	1	6023-4	6023-6	6023-9	
32	4	1	6024-4	6024-9	6024-6	6024-7
32	5	1	6025-4	6025-9	6025-6	6025-7

6015-6



16	3	1	60132-4	60132-6	60132-9	
16	4	1	60142-4	60142-9	60142-6	60142-7
16	5	1	60152-4	60152-9	60152-6	60152-7
32	3	1	60232-4	60232-6	60232-9	
32	4	1	60242-4	60242-9	60242-6	60242-7
32	5	1	60252-4	60252-9	60252-6	60242-3

60152-6



colored switch positions

- green: OFF (switch is locked)
- red: ON (plug is locked)

fixing points

additional fixing points for panel mounting

locking system

new improved mechanical locking system



new cover shape

modern design

new designed switch element

ergonomical shape, lockable by padlock (off position)

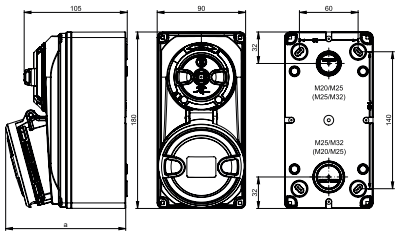
compact housing design

same dimensions as the existing versions

-
-
-
-
-
-
-
-
-
-
-
-

Switched interlocked sockets – Compact series

mechanical interlock, lockable by padlock

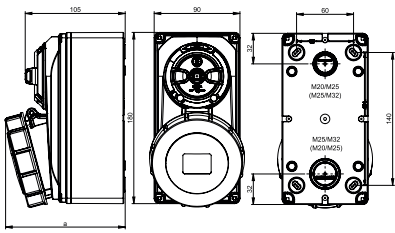


Switched interlocked socket - wall mounting IP44

	16 Amp			32 Amp		
	3	4	5	3	4	5
Poles	3	4	5	3	4	5
a [mm]	115	117	118	123	123	124
Wire flexible [mm²]	1,5-2,5			2,5-6		
Wire solid [mm²]	1,5-4			2,5-10		
Weight [g]	591	636	659	650	695	727

- with screw terminals
- housing material: top part PA6
bottom part PC/ABS
- contacts: nickel-plated contacts
- mechanical interlock
- rear entry M20/M25 and M25/M32
- bottom part can be rotated 180°

IP44/54 splashproof

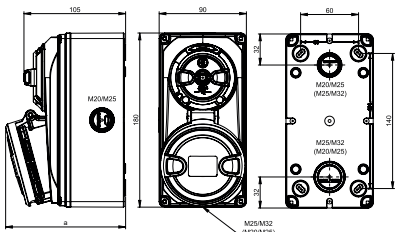


Switched interlocked socket - wall mounting IP67

	16 Amp			32 Amp		
	3	4	5	3	4	5
Poles	3	4	5	3	4	5
a [mm]	116	118	122	124	124	127
Wire flexible [mm²]	1,5-2,5			2,5-6		
Wire solid [mm²]	1,5-4			2,5-10		
Weight [g]	602	649	673	668	713	744

- with screw terminals
- housing material: top part PA6
bottom part PC/ABS
- contacts: nickel-plated contacts
- mechanical interlock
- rear entry M20/M25 and M25/M32
- bottom part can be rotated 180°

IP66/67 watertight

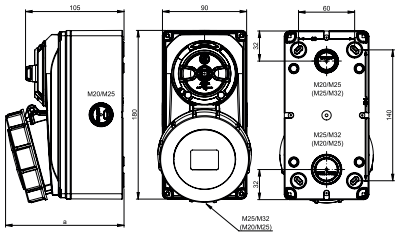


Switched interlocked socket - wall mounting with knock-out IP44

	16 Amp			32 Amp		
	3	4	5	3	4	5
Poles	3	4	5	3	4	5
a [mm]	115	117	118	123	123	124
Wire flexible [mm²]	1,5-2,5			2,5-6		
Wire solid [mm²]	1,5-4			2,5-10		
Weight [g]	591	636	659	650	695	727

- with screw terminals
- housing material: PA6- PC/ABS
- contacts: nickel-plated contacts
- mechanical interlock
- cable entry:
rear entry M20/M25 and M25/M32
side entry (left and right) M20/M25
top entry M25/M32
bottom entry M20/M25
- bottom part can be rotated 180°

IP44/54 splashproof




Switched interlocked socket - wall mounting with knock-out IP67

	16 Amp			32 Amp		
	3	4	5	3	4	5
Poles	3	4	5	3	4	5
a [mm]	116	118	122	124	124	127
Wire flexible [mm²]	1,5-2,5			2,5-6		
Wire solid [mm²]	1,5-4			2,5-10		
Weight [g]	602	649	673	668	713	744

- with screw terminals
- housing material: PA6- PC/ABS
- contacts: nickel-plated contacts
- mechanical interlock
- cable entry:
rear entry M20/M25 and M25/M32
side entry (left and right) M20/M25
top entry M25/M32
bottom entry M20/M25
- bottom part can be rotated 180°

IP66/67 watertight

Advantages:

- compact design
- small dimensions - space saving storage
- all components are mounted on top
- as flanged version suitable for distribution boxes and boards
- ready wired for connection
- at switch-off position:
lockable by padlock 
- mechanical interlock:
After plugging and switching-on **plug is locked.**
After switching-off and unplugging **switch is locked.**
- colored switch position

Amp.	Poles	pack. unit	110V~	230V~	400V~	500V~	440V~
			50/60Hz 4h Cat.No.	50/60Hz 3p=6h 4p+5p=9h Cat.No.	50/60Hz 3p=9h 4p+5p=6h Cat.No.	50/60Hz 7h Cat.No.	60Hz 3h Cat.No.
16	3	1	6113-4	6113-6	6113-9		
16	4	1	6114-4	6114-9	6114-6	6114-7	
16	5	1	6115-4	6115-9	6115-6	6115-7	
32	3	1	6123-4	6123-6	6123-9		
32	4	1	6124-4	6124-9	6124-6	6124-7	
32	5	1	6125-4	6125-9	6125-6	6125-7	



6115-6

16	3	1	61132-4	61132-6	61132-9		
16	4	1	61142-4	61142-9	61142-6	61142-7	
16	5	1	61152-4	61152-9	61152-6	61152-7	
32	3	1	61232-4	61232-6	61232-9		
32	4	1	61242-4	61242-9	61242-6	61242-7	61242-3
32	5	1	61252-4	61252-9	61252-6	61252-7	



61152-6

16	3	1	6113-4k	6113-6k	6113-9k		
16	4	1	6114-4k	6114-9k	6114-6k	6114-7k	
16	5	1	6115-4k	6115-9k	6115-6k	6115-7k	
32	3	1	6123-4k	6123-6k	6123-9k		
32	4	1	6124-4k	6124-9k	6124-6k	6124-7k	
32	5	1	6125-4k	6125-9k	6125-6k	6125-7k	



6115-6k

16	3	1	61132-4k	61132-6k	61132-9k		
16	4	1	61142-4k	61142-9k	61142-6k	61142-7k	
16	5	1	61152-4k	61152-9k	61152-6k	61152-7k	
32	3	1	61232-4k	61232-6k	61232-9k		
32	4	1	61242-4k	61242-9k	61242-6k	61242-7k	61242-3k
32	5	1	61252-4k	61252-9k	61252-6k	61252-7k	



61152-6k

■ ■ ■ **Technical data:**

- switched interlocked socket for panel/wall mounting
- 16A and 32A; 3-, 4- and 5 poles
- IP44/54 and IP66/67
- **ON/OFF switch PCE-Merz ML0; EN 60947-3: AC22A; 10 kA**
- large connecting area
- enclosure made of shock-resistant thermoplastic material
- approved acc. to EN 60309, ÖVE



Information icons: 'i', a smiley face, a plug, a red 'P' in a square, a face with a lightning bolt, a microphone, a game controller, a lightbulb, a car, and a hash symbol '#'. The 'P' icon is highlighted in red.

Switched interlocked sockets 16/32A

The new generation switched interlocked sockets 16/32A is a combination of modern design and highest performance (according to EN60309, ÖVE)

VERSIONS:

- ✓ 16A and 32A
- ✓ 3-, 4- and 5-poles up to 690V (5h)
- ✓ IP rating IP44/54 and IP66/67
- ✓ for installation indoors and outdoors
- ✓ 2 housing sizes: 230mm without protection
340mm with protection


ADVANTAGES:

■ Housing components made of high valuable PC/ABS plastics

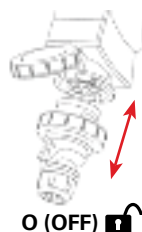
■ **Robust construction** for wall mounting

■ **Housing screws stainless steel**



■ **Large rotary knob**
3-times lockable in OFF position with padlock (40mm, Ø_{max.} 9mm) 

- ***Mechanical interlock**
- after plugging and switching ON plug is locked
 - after switching OFF and unplugging switch is locked



- **On-/Off switch** PCE-MERZ ML0
EN 60947-3;AC22A, 10kA
*OPTION: PCE-MERZ ML1
EN 60947-3;AC22A, 10kA*
- **Threaded insert top M25**
Option: M32 or completely closed
- **Large connection area**
DIN-rail mounting, ready wired
- **Mechanical interlock***
- **Wall mounting** outside of the protected electrical area
- **Threaded insert bottom 2xM25**
Option: 2xM32 or completely closed
- **Contact carrier system**
simple accessibility for maintenance and the necessary check of the contacts
- **Housing can be rotated by 180°**



- **Switching mechanism**
in the top cover
- **Captive screws**



SWITCHED INTERLOCKED SOCKETS PROTECTED

- long version (340mm) with window for 5 units
- window easy accessible on top
- integrated DIN rail EN50022 for all standard protection elements (MCB, RCD, ...)
- ready wired to the DIN rail

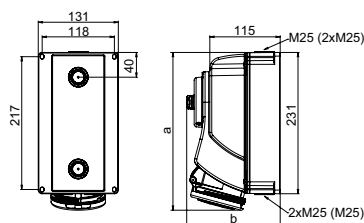


-
-
-
-
-
-
-
-
-
-
-
-

Switched interlocked sockets – for wall mounting

mechanical interlock, lockable by padlock

Switched interlocked socket – wall mounting IP44



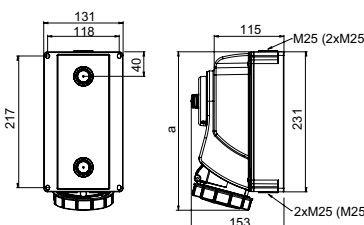
Poles	16 Amp			32 Amp		
	3	4	5	3	4	5
a [mm]	249	249	249	259	259	259
b [mm]	153	153	153	153	153	153
M* [mm]	3x25	3x25	3x25	3x25	3x25	3x25
Wire flexible [mm ²]	1,5-2,5			2,5-6		
Wire solid [mm ²]	1,5-4			2,5-10		
Weight [g]	1054	1058	1083	1104	1111	1168

- with screw terminals
- housing material: PC/ABS
- contacts: nickel-plated contacts
- mechanical interlock
- top, bottom or rear entry
- incl. threaded bung

IP44/54 splashproof

* Option: M32 or closed

Switched interlocked socket – wall mounting IP67



Poles	16 Amp			32 Amp		
	3	4	5	3	4	5
a [mm]	251	251	253	260	260	262
b [mm]	153	153	153	153	153	153
M* [mm]	3x25	3x25	3x25	3x25	3x25	3x25
Wire flexible [mm ²]	1,5-2,5			2,5-6		
Wire solid [mm ²]	1,5-4			2,5-10		
Weight [g]	1071	1077	1114	1136	1137	1206

- with screw terminals
- housing material: PC/ABS
- contacts: nickel-plated contacts
- mechanical interlock
- top, bottom or rear entry
- incl. threaded bung

IP66/67 watertight

* Option: M32 or closed

incl. sticker 0 (OFF) / I (ON)



Amp.	Poles	pack. unit	110V~	230V~	400V~	500V~	440V~
			50/60Hz 4h	50/60Hz 3p= 6h 4p+5p= 9h	50/60Hz 3p= 9h 4p+5p= 6h	50/60Hz 7h	60Hz 3h
			Cat.No.	Cat.No.	Cat.No.	Cat.No.	Cat.No.

16	3	1	7513-4	7513-6	7513-9	
16	4	1	7514-4	7514-9	7514-6	7514-7
16	5	1	7515-4	7515-9	7515-6	7515-7
32	3	1	7523-4	7523-6	7523-9	
32	4	1	7524-4	7524-9	7524-6	7524-7
32	5	1	7525-4	7525-9	7525-6	7525-7



7525-6

16	3	1	75132-4	75132-6	75132-9	
16	4	1	75142-4	75142-9	75142-6	75142-7
16	5	1	75152-4	75152-9	75152-6	75152-7
32	3	1	75232-4	75232-6	75232-9	
32	4	1	75242-4	75242-9	75242-6	75242-7
32	5	1	75252-4	75252-9	75252-6	75252-7



75252-6

Advantages:

- stable design for wall mounting
- mechanical interlock:
after plugging and switching-on **plug is locked**
after switching-off and unplugging **switch is locked**
- all components are mounted on bottom
- large connecting area
- ready wired for connection
- for 16A and 32A wiring-through
- at switch-off position: lockable by padlock (40mm)

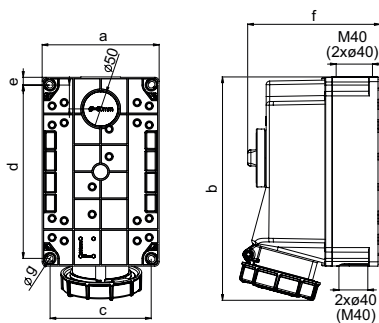
Technical data:

- switched interlocked socket
- 16A and 32A 3-, 4- and 5 poles
- IP44/54 and IP66/67
- **ON/OFF switch PCE-Merz MLO; EN 60947-3; AC22A, 10kA**
- large connection area
- enclosure made of shock-resistant thermoplastic material
- approved acc. to EN60309, ÖVE

Information icons: 'i', a smiley face, a power plug, a red 'D' symbol, a face with a speech bubble, a face with a speech bubble and a lock, a face with a speech bubble and a lightning bolt, a microphone, a calculator, a game controller, a lightbulb, a car, and a hash symbol '#'. The red 'D' symbol is highlighted on a red background.

Switched interlocked sockets – for wall mounting

mechanical interlock, lockable by padlock



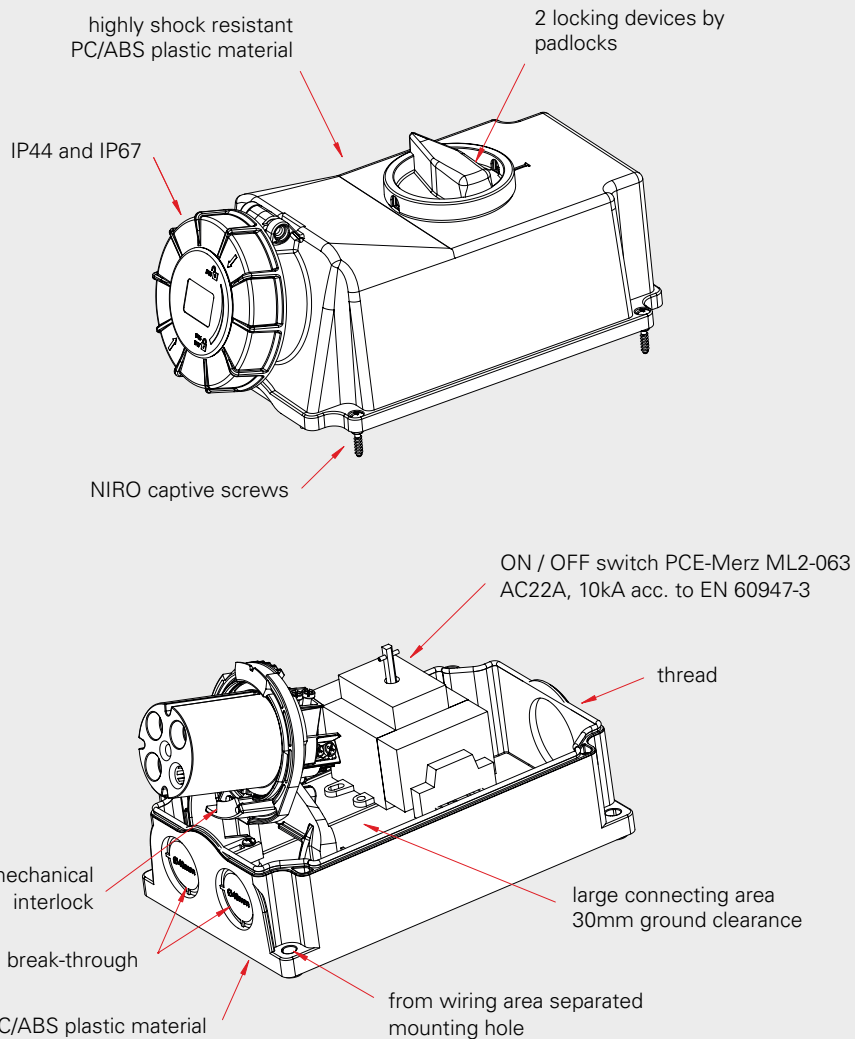
Switched interlocked socket – wall mounting IP67

	63 Amp		
	3	4	5
Poles	3	4	5
a [mm]	162	162	162
b [mm]	310	310	310
c [mm]	140	140	140
d [mm]	240	240	240
e [mm]	11	11	11
f [mm]	184	184	184
g [mm]	9	9	9
Wire flexible [mm ²]	6-25		
Wire solid [mm ²]	6-35		
Weight [g]	2049	2032	2179

- with screw terminals
- housing material: PC/ABS
- contacts: brass with lamellar contact CuBe
- mechanical interlock
- top, bottom or rear entry
- housing can be rotated by 180°
- incl. threaded bung

IP66/67 watertight

63A version:



Amp.	Poles	pack. unit	110V~	230V~	400V~	500V~	440V~
			50/60Hz 4h	50/60Hz 3p=6h 4p+5p=9h	50/60Hz 3p=9h 4p+5p=6h	50/60Hz 7h	60Hz 3h
			Cat.No.	Cat.No.	Cat.No.	Cat.No.	Cat.No.
63	3	1	75332-4	75332-6	75332-9	75332-7	
63	4	1	75342-4	75342-9	75342-6	75342-7	
63	5	1	75352-4	75352-9	75352-6	75352-7	



75352-6

■■■ Advantages:

- housing material: high shock-resistant PC/ABS
- stable design for wall mounting
- suitable for in- and outdoor installations
- mechanical interlock:
after plugging and switching-on plug is locked
after switching-off and unplugging switch is locked
- generously sized connecting area
- ready wired for connection
- at switch-off position: lockable by padlock 40mm
- external screws made of stainless steel

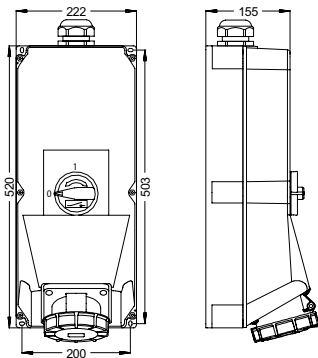
■■■ Technical data 63A:

- 63A 3-, 4- and 5 poles
- terminals max. 25/35mm²
- multiple cable entry options
- degree of protection IP66/67
- main switch PCE Merz ML2-063
- category AC22A, 690V (AC3, 690V, 3~, 22kW)
- rated conditional short-circuit-current 10kA
- mechanical life of 30.000 cycles
- approved acc. to EN60309, ÖVE

Vertical sidebar containing various icons: information (i), electrical symbols (circles with dots), a red button with a white symbol, a padlock, a microphone, a calculator, a game controller, a lightbulb, a car, and a hash symbol (#).

Switched interlocked sockets – for wall mounting

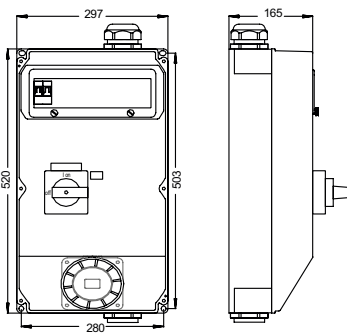
mechanical or electric interlock, lockable by padlock



Switched interlocked socket – mechanical interlock 125A

- **WxHxD = 520x222x155mm**
- with screw terminals
- housing material: PC/ABS
- contacts: brass with lamellar contact CuBe
- mechanical interlock
- top entry
- compact design

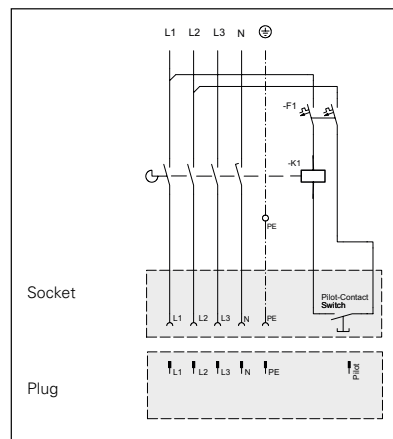
IP67 watertight



Switched interlocked socket – electric interlock 125A

- **WxHxD = 520x297x165mm**
- material PC/ABS
- compact design
- controlled by circuit breaker 125A 4p with integrated low voltage circuit breaker 400V by PCS-system (see page 8)
- top or bottom entry (M63)
- control circuit protected with circuit breaker 10A 2p
- thermic release adjustable from 0,7 to 1 In
- manual resetting after voltage breakdown of the entry (trip position)

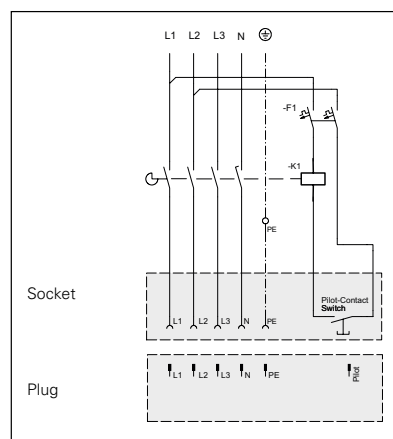
IP54 splash- and dustproof
IP66 on request



Switched interlocked socket – electric interlock 125A

- **WxHxD = 460x260x220mm**
- metal housing (RAL 7035), protection degree IP66
- controlled by circuit breaker 125A 4p with integrated low voltage circuit breaker 400V by PCS-system (see page 8)
- optional with integrated RCD protection device
- wall mounting devices outside
- top or bottom entry (M63)
- control circuit protected with circuit breaker 10A 2p
- thermic release adjustable from 0,7 to 1 In
- manual resetting after voltage breakdown of the entry (trip position)

IP66 watertight



Circuit diagram

■ ■ ■ Technical data 125A:

- 125A 3-, 4- and 5 poles
- terminals max. 70/50mm²
- cable gland M50 (cable diameter 32-38mm)
- degree of protection IP66 or 67

Amp.	Poles	pack. unit	110V~	230V~	400V~	500V~	440V~
			50/60Hz 4h	50/60Hz 3p=6h 4p+5p=9h	50/60Hz 3p=9h 4p+5p=6h	50/60Hz 7h	60Hz 3h
			Cat.No.	Cat.No.	Cat.No.	Cat.No.	Cat.No.
125	3	1	9755090	9755102	9755091	9755101	
125	4	1	9755095	9755096	9755099	9755098	
125	5	1	9755104	9755105	9755100	9755103	

Special designs available on request



9755100

125	5	1					9029100
-----	---	---	--	--	--	--	----------------



125	5	1					9754100
-----	---	---	--	--	--	--	----------------

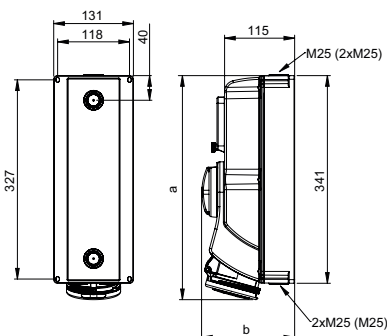


- circuit breaker PCE Merz ML3
- category AC22A, 690V (AC3, 690V, 3~, 45kW)
- rated conditional short-circuit-current 10kA
- mechanical life of 30.000 cycles
- approved acc. to EN60309, ÖVE

Information icons: i, network, plug, fire, microphone, calculator, game controller, lightbulb, wheelchair, hash symbol #

Switched interlocked sockets – with DIN-rail

mechanical interlock, lockable by padlock



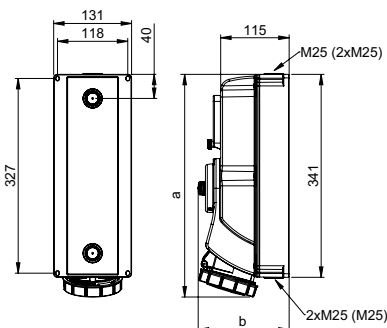
Switched interlocked socket – wall mounting IP44

Poles	16 Amp			32 Amp		
	3	4	5	3	4	5
a [mm]	359	359	359	369	369	369
b [mm]	153	153	153	153	153	153
M* [mm]	3x25	3x25	3x25	3x25	3x25	3x25
Wire flexible [mm ²]	1,5-2,5			2,5-6		
Wire solid [mm ²]	1,5-4			2,5-10		
Weight [g]	1454	1469	1518	1531	1533	1617

* Option: M32 or closed

- with screw terminals
- housing material: PC/ABS
- contacts: nickel-plated contacts
- mechanical interlock
- top, bottom or rear entry
- incl. threaded bung
- with DIN-rail and hinged window for 5 modules

IP44/54 splashproof



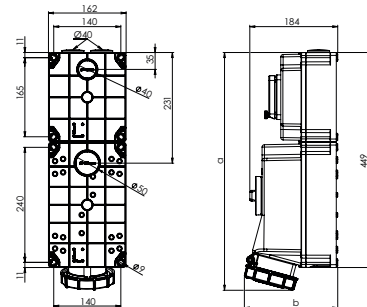
Switched interlocked socket – wall mounting IP67

Poles	16 Amp			32 Amp		
	3	4	5	3	4	5
a [mm]	361	361	363	371	371	372
b [mm]	153	153	153	153	153	153
M* [mm]	3x25	3x25	3x25	3x25	3x25	3x25
Wire flexible [mm ²]	1,5-2,5			2,5-6		
Wire solid [mm ²]	1,5-4			2,5-10		
Weight [g]	1482	1480	1548	1563	1571	1657

* Option: M32 or closed

- with screw terminals
- housing material: PC/ABS
- contacts: nickel-plated contacts
- mechanical interlock
- top, bottom or rear entry
- incl. threaded bung
- with DIN-rail and hinged window for 5 modules

IP66/67 watertight



Switched interlocked socket – wall mounting IP67 POWER TWIST

Poles	63 Amp		
	3	4	5
a [mm]	496	496	496
b [mm]	195	195	195
Wire flexible [mm ²]	6-16		
Wire solid [mm ²]	6-25		
Weight [g]	2900	2975	3050

- contact frame with screws
- housing material: PC/ABS
- contacts: brass with lamellar contact CuBe
- mechanical interlock
- top, bottom or rear entry
- incl. threaded bung
- with DIN-rail and hinged window for 6 modules

IP66/67 watertight

■ ■ ■ Technical data to 16A and 32A version:

- like Series 75 ... but:
- large version with spring-loaded window for 5 modules
- integrated DIN-rail EN 50022 for standard fuses, e.g. MCBs, RCDs, etc. with cap-dimensions: 45 mm
- ready wired for connection up to DIN-rail

Amp.	Poles	pack. unit	110V~	230V~	400V~	500V~	440V~
			50/60Hz 4h	50/60Hz 3p= 6h 4p+5p= 9h	50/60Hz 3p= 9h 4p+5p= 6h	50/60Hz 7h	60Hz 3h
			Cat.No.	Cat.No.	Cat.No.	Cat.No.	Cat.No.

16	3	1	7613-4	7613-6	7613-9	
16	4	1	7614-4	7614-9	7614-6	7614-7
16	5	1	7615-4	7615-9	7615-6	7615-7
32	3	1	7623-4	7623-6	7623-9	
32	4	1	7624-4	7624-9	7624-6	7624-7
32	5	1	7625-4	7625-9	7625-6	7625-7

7625-6



16	3	1	76132-4	76132-6	76132-9	
16	4	1	76142-4	76142-9	76142-6	76142-7
16	5	1	76152-4	76152-9	76152-6	76152-7
32	3	1	76232-4	76232-6	76232-9	
32	4	1	76242-4	76242-9	76242-6	76242-7
32	5	1	76252-4	76252-9	76252-6	76252-7
						76242-3

76252-6



63	3	1	76332-4	76332-6	76332-9	76332-7
63	4	1	76342-4	76342-9	76342-6	76342-7
63	5	1	76352-4	76352-9	76352-6	76352-7

76352-6



■ ■ ■ **Technical data to 63A version:**

- like Series 75 ... but:
- window with 6 modules
- integrated DIN-rail EN 50022 for standard fuses, e.g. MCBs, RCDs, etc. with cap-diameters: 45mm
- ready wired for connection up to DIN-rail

Information icons: 'i', smiley face, power plug, red 'D' logo, smiley face, smiley face with lightning bolt, microphone, 6-pin connector, game controller, lightbulb, car wheel, and hash symbol '#'. The red 'D' logo is highlighted.

Switched interlocked sockets – with fuseholder / fuse

mechanical interlock, lockable by padlock

Switched interlocked socket – wall mounting IP44

Poles	16 Amp			32 Amp		
	3	4	5	3	4	5
a [mm]	359	359	359	369	369	369
b [mm]	153	153	153	153	153	153
M* [mm]	3x25	3x25	3x25	3x25	3x25	3x25
Wire flexible [mm ²]	1,5-2,5			2,5-6		
Wire solid [mm ²]	1,5-4			2,5-10		
Weight [g]	1546	1712	1761	1619	1846	1930

* Option: M32 or closed

- with screw terminals
- housing material: PC/ABS
- contacts: nickel-plated contacts
- mechanical interlock
- top, bottom or rear entry
- incl. threaded bung
- fuseholder for Neozed fuses (without fuses) ; > 400V cylindrical fuse 14x51 (incl. fuses)

IP44/54 splashproof

Switched interlocked socket – wall mounting IP67

Poles	16 Amp			32 Amp		
	3	4	5	3	4	5
a [mm]	361	361	363	371	371	372
b [mm]	153	153	153	153	153	153
M* [mm]	3x25	3x25	3x25	3x25	3x25	3x25
Wire flexible [mm ²]	1,5-2,5			2,5-6		
Wire solid [mm ²]	1,5-4			2,5-10		
Weight [g]	1563	1724	1782	1651	1884	1970

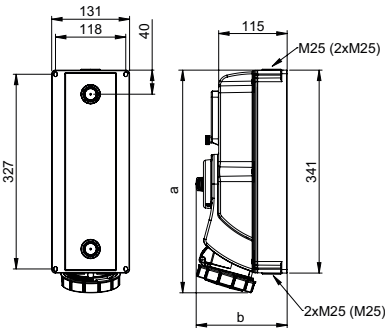
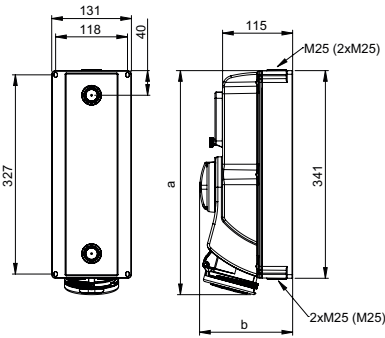
* Option: M32 or closed

- with screw terminals
- housing material: PC/ABS
- contacts: nickel-plated contacts
- mechanical interlock
- top, bottom or rear entry
- incl. threaded bung
- fuseholder for Neozed fuses (without fuses) ; > 400V cylindrical fuse 14x51 (incl. fuses)

IP66/67 watertight

■ ■ ■ Technical data to 16A and 32A version:

- like Series 76 ... but:
- with fuse:
for 16A and 32A: Neozed D01, D02
- ready wired



Amp.	Poles	pack. unit	110V~ 50/60Hz 4h	230V~ 50/60Hz 3p=6h 4p+5p=9h	400V~ 50/60Hz 3p=9h 4p+5p=6h	500V~ 50/60Hz 7h	440V~ 60Hz 3h
			Cat.No.	Cat.No.	Cat.No.	Cat.No.	Cat.No.

16	3	1	7813-4	7813-6	7813-9		
16	4	1	7814-4	7814-9	7814-6		
16	5	1	7815-4	7815-9	7815-6		
32	3	1	7823-4	7823-6	7823-9		
32	4	1	7824-4	7824-9	7824-6		
32	5	1	7825-4	7825-9	7825-6		



7825-6

16	3	1	78132-4	78132-6	78132-9		
16	4	1	78142-4	78142-9	78142-6		
16	5	1	78152-4	78152-9	78152-6		
32	3	1	78232-4	78232-6	78232-9		
32	4	1	78242-4	78242-9	78242-6		
32	5	1	78252-4	78252-9	78252-6		



78252-6

Vertical sidebar containing various icons: information (i), speech bubbles, a plug icon, a red 'D' icon, a smiley face, a person icon, a lightning bolt, a microphone, a calculator, a game controller, a lightbulb, a car, and a hash symbol (#).



MADE IN AUSTRIA



TWIST EXTRA LOW VOLTAGE

Protective extra-low-voltage is a preventive measure for use under extreme conditions. The rated voltage (AC) is limited by **max. 50V**.

Special working conditions like conductive environment in or on boilers, pipelines, containers, metal frames or limited freedom of motion require the use of extra-low-voltage plugs and sockets.

The new **"Twist" extra-low-voltage** series provides a **complete range of plugs, connectors and flanged sockets** which meet all installation requirements, specially developed for use on building sites, shipyards and in factories. Connecting the cable is fast and reliable! No tools are needed for the assembly of the cable gland and the housing!



- 16A and 32A
- IP44, IP44/54 and IP67, IP66/67
- Plug, connector and sockets
- 2p and 3p
- 24V and 42V
- DC, 50/60Hz, 100 to 500 Hz

Advantages:

- easy fitting by twist-lock action
- simply unlock and twist to open
- TWIST screwless cable gland for very userfriendly, quick and easy assembly
- fast cable installation
- strain relief and sealing of the cable by tightening the cable-lock gland
- maximum cable security and 100% seal
- ample connection space
- nickel-plated contacts
- multi-ramp quick-lock system



open contacts
screws



assembly
without tool



simple
dismantling

for cable diameters from \varnothing 9,5 to \varnothing 24mm

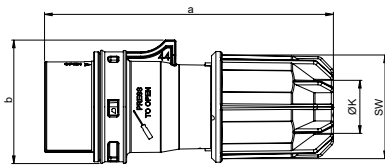


Extra-low voltage – plugs and sockets

Protective extra-low voltage

is a preventive measure for use under extreme conditions, the rated voltage (AC) is limited by max. 50V.

Special working conditions (conductive environment) e.g. in or on boilers, pipelines, containers, metal frames or limited freedom of motion require the use of extra-low voltage plugs and sockets.

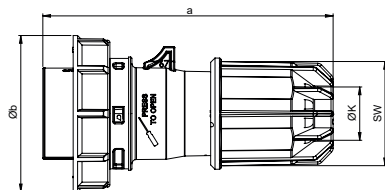


Plug IP44 TWIST

	16 Amp		32 Amp	
	2	3	2	3
Poles	2	3	2	3
a [mm]	135	135	135	135
b [mm]	57	57	57	57
K_cable Ø [mm]	9,5-24	9,5-24	9,5-24	9,5-24
Wire flexible [mm²]				1-10
Contact screws [Ncm]				160
SW [mm]				48
Weight [g]	138	154	138	154

- with screw terminals
- housing material: PA6
- contacts: nickel-plated contacts

IP44 splashproof

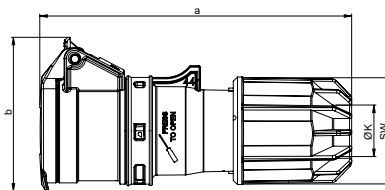


Plug IP67 TWIST

	16 Amp		32 Amp	
	2	3	2	3
Poles	2	3	2	3
a [mm]	135	135	135	135
b [mm]	71	71	71	71
K_cable Ø [mm]	9,5-24	9,5-24	9,5-24	9,5-24
Wire flexible [mm²]				1-10
Contact screws [Ncm]				160
SW [mm]				48
Weight [g]	163	181	163	181

- with screw terminals
- housing material: PA6
- contacts: nickel-plated contacts

IP67 watertight

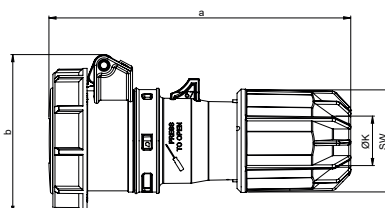


Connector IP44 TWIST

	16 Amp		32 Amp	
	2	3	2	3
Poles	2	3	2	3
a [mm]	150	150	150	150
b [mm]	75	75	75	75
K_cable Ø [mm]	9,5-24	9,5-24	9,5-24	9,5-24
Wire flexible [mm²]				1-10
Contact screws [Ncm]				160
SW [mm]				48
Weight [g]	177	196	177	196

- with screw terminals
- housing material: PA6
- contacts: nickel-plated contacts

IP44 splashproof



Connector IP67 TWIST

	16 Amp		32 Amp	
	2	3	2	3
Poles	2	3	2	3
a [mm]	150	150	150	150
b [mm]	78	78	78	78
K_cable Ø [mm]	9,5-24	9,5-24	9,5-24	9,5-24
Wire flexible [mm²]				1-10
Contact screws [Ncm]				160
SW [mm]				48
Weight [g]	203	214	203	214

- with screw terminals
- housing material: PA6
- contacts: nickel-plated contacts

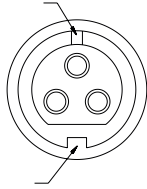
IP67 watertight

Amp.	Poles	pack. unit	24V~	42V~	24/42V~	24/42V~	24/42V~	24/42V~	24/42V=
			50/60Hz without minor key	50/60Hz	100-200Hz	300Hz	400Hz	401-500Hz	DC
			12h	4h	2h	3h	11h	10h	
			Cat.No.	Cat.No.	Cat.No.	Cat.No.	Cat.No.	Cat.No.	Cat.No.

Examples:

View: socket (front)

Minor key
3 pol.



Major key
3 pol.

For extra-low voltage a minor key is used to distinguish voltage and frequency- see table.

Rated Voltage- V	Frequency- Hz	Clockwise position		Color acc. to EN 60309
		2P	3P	
20- 25	50 / 60	without Minor key	without Minor key	Violet
40- 50	50 / 60	12	12	White
20- 25 and 40- 50	100- 200	4	4	Green
	300	2	2	Green
	400	3	3	Green
20- 25 and 40- 50	> 400- 500	11	11	Green
20- 25 and 40- 50	DC	10	-	White

16	2	10	062v	082-12v	082-4v	082-2v	082-3v	082-11v	082-10v
	3	10			083-4v	083-2v	083-3v	083-11v	
32	2	10	072v	092-12v	092-4v	092-2v	092-3v	092-11v	092-10v
	3	10			093-4v	093-2v	093-3v	093-11v	



083-3v

16	2	10	0622v	0822-12v	0822-4v	0822-2v	0822-3v	0822-11v	0822-10v
	3	10			0832-4v	0832-2v	0832-3v	0832-11v	
32	2	10	0722v	0922-12v	0922-4v	0922-2v	0922-3v	0922-11v	0922-10v
	3	10			0932-4v	0932-2v	0932-3v	0932-11v	



0622v

16	2	10	262v	282-12v	282-4v	282-2v	282-3v	282-11v	282-10v
	3	10			283-4v	283-2v	283-3v	283-11v	
32	2	10	272v	292-12v	292-4v	292-2v	292-3v	292-11v	292-10v
	3	10			293-4v	293-2v	293-3v	293-11v	



282-4v

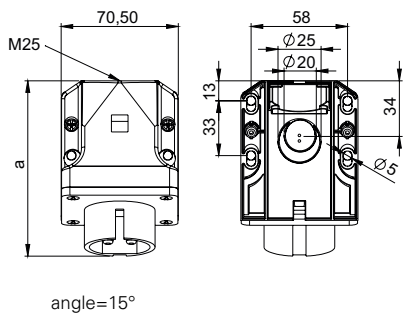
16	2	10	2622v	2822-12v	2822-4v	2822-2v	2822-3v	2822-11v	2822-10v
	3	10			2832-4v	2832-2v	2832-3v	2832-11v	
32	2	10	2722v	2922-12v	2922-4v	2922-2v	2922-3v	2922-11v	2922-10v
	3	10			2932-4v	2932-2v	2932-3v	2932-11v	



2622v

Information icons: 'i', a 3-pole socket icon, a 2P icon, a red circle with a white dot icon, a 3-pole socket icon, a lightning bolt icon, a microphone icon, a 3-pole socket icon, a game controller icon, a lightbulb icon, a 3-pole socket icon, and a '#' icon.

Extra-low voltage – plugs and sockets

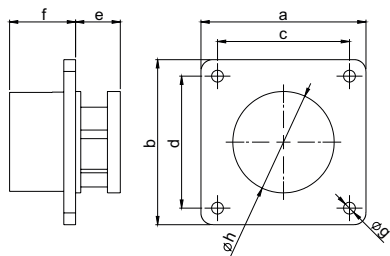


Wall mounted plug IP44

	16 Amp		32 Amp	
	2	3	2	3
Poles	2	3	2	3
a [mm]	106	106	106	106
Height [mm]	77	77	77	77
M [mm]	25	25	25	25
Wire flexible [mm ²]	4-10			
Wire solid [mm ²]	4-10			
Contact screws [Ncm]	110			
Weight [g]	182	194	182	194

- with screw terminals
- housing material: PA6
- contacts: nickel-plated
- top and rear entry
- incl. threaded cable grommet

IP44 splashproof

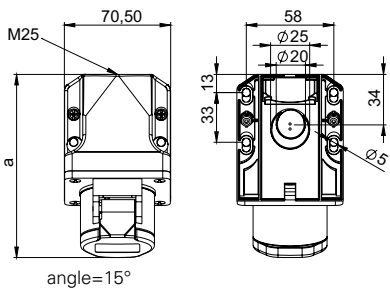


Flanged plug straight IP44

	16 Amp		32 Amp	
	2	3	2	3
Poles	2	3	2	3
Flange a x b [mm]	70	70	70	70
Fixing center c x d [mm]	56	56	56	56
e [mm]	19	19	19	19
f [mm]	28	28	28	28
g [mm]	5	5	5	5
h [mm]	43	43	43	43
Wire flexible [mm ²]	4-10			
Wire solid [mm ²]	4-10			
Contact screws [Ncm]	110			
Weight [g]	74	86	74	86

- with screw terminals
- housing material: PA6
- contacts: nickel-plated
- According to EN 60309:
For correct use a locking device has to be provided (see page 10)

IP44 splashproof

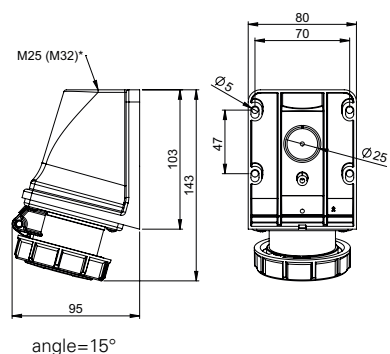


Wall socket IP44

	16 Amp		32 Amp	
	2	3	2	3
Poles	2	3	2	3
a [mm]	124	124	124	124
Height [mm]	91	91	91	91
M [mm]	25	25	25	25
Wire flexible [mm ²]	1-10			
Wire solid [mm ²]	1,5-10			
Contact screws [Ncm]	160			
Weight [g]	207	227	207	227

- with screw terminals
- housing material: PA6
- contacts: nickel-plated
- top and rear entry
- incl. threaded cable grommet

IP44 splashproof



Wall socket IP66/67

	16 Amp		32 Amp	
	2	3	2	3
Poles	2	3	2	3
a [mm]	143	143	143	143
Height [mm]	95	95	95	95
M [mm]	25	25	25	25
Wire flexible [mm ²]	1-10			
Wire solid [mm ²]	1,5-10			
Contact screws [Ncm]	160			
Weight [g]	244	244	244	244

- with screw terminals
- housing material: PA6
- contacts: nickel-plated
- top and rear entry
- incl. threaded bung

IP66/67 watertight

* Option: M32

Amp.	Poles	pack. unit	24V~	42V~	24/42V~	24/42V~	24/42V~	24/42V~	24/42V=
			50/60Hz without minor key	50/60Hz 12h	100-200Hz 4h	300Hz 2h	400Hz 3h	401-500Hz 11h	DC 10h
			Cat.No.	Cat.No.	Cat.No.	Cat.No.	Cat.No.	Cat.No.	Cat.No.

16	2	10	562v	582-12v	582-4v	582-2v	582-3v	582-11v	582-10v
16	3	10	563v	583-12v	583-4v	583-2v	583-3v	583-11v	
32	2	10	572v	592-12v	592-4v	592-2v	592-3v	592-11v	592-10v
32	3	10	573v	593-12v	593-4v	593-2v	593-3v	593-11v	



582-12v

with flange 70 x 70 - fixing center 56 x 56

16	2	10	662v	682-12v	682-4v	682-2v	682-3v	682-11v	682-10v
16	3	10	663v	683-12v	683-4v	683-2v	683-3v	683-11v	
32	2	10	672v	692-12v	692-4v	692-2v	692-3v	692-11v	692-10v
32	3	10	673v	693-12v	693-4v	693-2v	693-3v	693-11v	



682-12v

16	2	10	162v	182-12v	182-4v	182-2v	182-3v	182-11v	182-10v
16	3	10	163v	183-12v	183-4v	183-2v	183-3v	183-11v	
32	2	10	172v	192-12v	192-4v	192-2v	192-3v	192-11v	192-10v
32	3	10	173v	193-12v	193-4v	193-2v	193-3v	193-11v	



162v

16	2	10	1622v	1822-12v	1822-4v	1822-2v	1822-3v	1822-11v	1822-10v
16	3	10	1632v	1832-12v	1832-4v	1832-2v	1832-3v	1832-11v	
32	2	10	1722v	1922-12v	1922-4v	1922-2v	1922-3v	1922-11v	1922-10v
32	3	10	1732v	1932-12v	1932-4v	1932-2v	1932-3v	1932-11v	



1922-4v

Information icons: i, smiley face, power, ID, speech bubble, person, lightning bolt, microphone, keyboard, game controller, lightbulb, car, hash symbol.

Extra-low voltage – plugs and sockets

Extra-low voltage: flanged sockets straight 16/32A, 2p/3p, <50V

- with screw terminals
- housing material: PA6
- contacts: nickel-plated



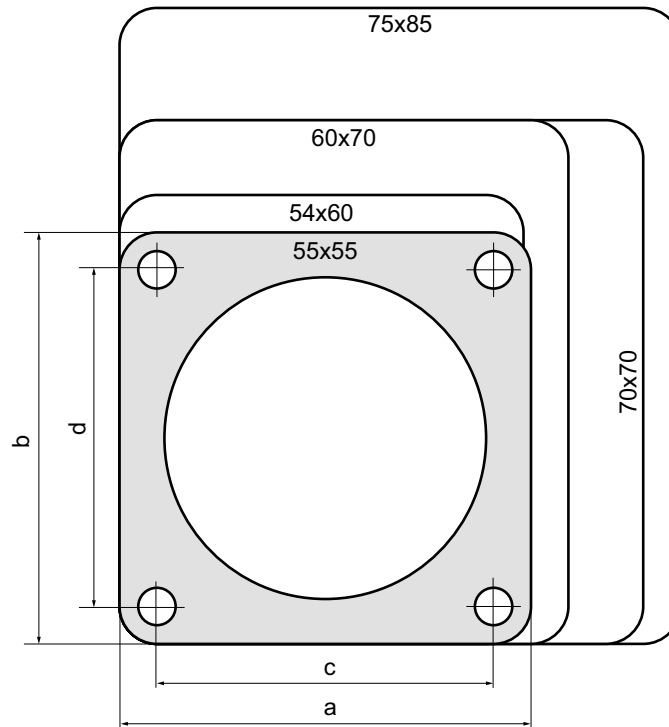
ADVANTAGES:

- reinforced lid
- **one-piece housing**
- bigger terminal connection area
- 6 different flanges available (others on request)
- **IP44/54** dust- & splashproof or **IP66/67** watertight



Flanged socket straight

Dimensions:



Versions:

Flange		Fixing center		Page	16A		32A	
a	b	c	d	#	2p	3p	2p	3p
54	60	44	44	132-133	IP44	IP44	IP44	IP44
				134-135	IP67	IP67	IP67	IP67
55	55	41	41	132-133	IP44	IP44	IP44	IP44
55	55	45	45	132-133	IP44	IP44	IP44	IP44
60	70	47	53	132-133	IP44	IP44	IP44	IP44
70	70	56	56	132-133	IP44	IP44	IP44	IP44
75	85	60	60	132-133	IP44	IP44	IP44	IP44
				134-135	IP67	IP67	IP67	IP67

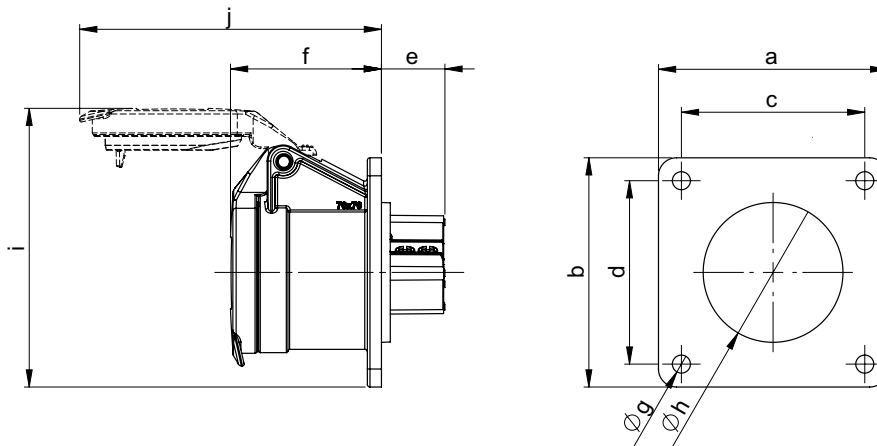
-
-
-
-
-
-
-
-
-
-
-
-
-

Extra-low voltage – plugs and sockets

Flanged socket straight IP44/54

- with screw terminals
- housing material: PA6
- contacts: nickel-plated
- reinforced lid
- large connection area

IP44/54 dust- & splashproof



Flange		Fixing center		Amp	Poles	e	f	Ø g	Ø h	i	j	Weight [g]
a	b	c	d									
54	60	44	44	16	2	19	47	5,5	43	81	93	112
				3	132							
				2	112							
				3	132							
55	55	41	41	16	2	19	47	4,5	43	79	93	110
				3	128							
				2	110							
				3	128							
55	55	45	45	16	2	19	47	4,5	43	79	93	110
				3	132							
				2	110							
				3	132							
60	70	47	53	16	2	19	47	5,5	43	86	93	112
				3	130							
				2	112							
				3	130							
70	70	56	56	16	2	19	47	5,5	43	86	93	120
				3	140							
				2	120							
				3	140							
75	85	60	60	16	2	19	47	5,5	43	93	93	125
				3	145							
				2	125							
				3	145							

- Connection type: Screw terminal
- Wire flexible: 1-10 mm²
- Wire solid: 1,5-10 mm²
- Contact screws: 160 Ncm

Flange (Fixing center)	Amp.	Poles	24V~	42V~	24/42V~	24/42V~	24/42V~	24/42V~	24/42V=
			50/60Hz without minor key	50/60Hz 12h	100-200Hz 4h	300Hz 2h	400Hz 3h	401-500Hz 11h	DC 10h
			Cat.No.	Cat.No.	Cat.No.	Cat.No.	Cat.No.	Cat.No.	Cat.No.

54 x 60 (44 x 44)	16	2	362f9v	382-12f9v	382-4f9v	382-2f9v	382-3f9v	382-11f9v	382-10f9v
	16	3	363f9v	383-12f9v	383-4f9v	383-2f9v	383-3f9v	383-11f9v	
	32	2	372f9v	392-12f9v	392-4f9v	392-2f9v	392-3f9v	392-11f9v	392-10f9v
	32	3	373f9v	393-12f9v	393-4f9v	393-2f9v	393-3f9v	393-11f9v	



55 x 55 (41 x 41)	16	2	362f4v	382-12f4v	382-4f4v	382-2f4v	382-3f4v	382-11f4v	382-10f4v
	16	3	363f4v	383-12f4v	383-4f4v	383-2f4v	383-3f4v	383-11f4v	
	32	2	372f4v	392-12f4v	392-4f4v	392-2f4v	392-3f4v	392-11f4v	392-10f4v
	32	3	373f4v	393-12f4v	393-4f4v	393-2f4v	393-3f4v	393-11f4v	



55 x 55 (45 x 45)	16	2	362f5v	382-12f5v	382-4f5v	382-2f5v	382-3f5v	382-11f5v	382-10f5v
	16	3	363f5v	383-12f5v	383-4f5v	383-2f5v	383-3f5v	383-11f5v	
	32	2	372f5v	392-12f5v	392-4f5v	392-2f5v	392-3f5v	392-11f5v	392-10f5v
	32	3	373f5v	393-12f5v	393-4f5v	393-2f5v	393-3f5v	393-11f5v	



60 x 70 (47 x 53)	16	2	362f8v	382-12f8v	382-4f8v	382-2f8v	382-3f8v	382-11f8v	382-10f8v
	16	3	363f8v	383-12f8v	383-4f8v	383-2f8v	383-3f8v	383-11f8v	
	32	2	372f8v	392-12f8v	392-4f8v	392-2f8v	392-3f8v	392-11f8v	392-10f8v
	32	3	373f8v	393-12f8v	393-4f8v	393-2f8v	393-3f8v	393-11f8v	



70 x 70 (56 x 56)	16	2	362v	382-12v	382-4v	382-2v	382-3v	382-11v	382-10v
	16	3	363v	383-12v	383-4v	383-2v	383-3v	383-11v	
	32	2	372v	392-12v	392-4v	392-2v	392-3v	392-11v	392-10v
	32	3	373v	393-12v	393-4v	393-2v	393-3v	393-11v	



75 x 85 (60 x 60)	16	2	362f87v	382-12f87v	382-4f87v	382-2f87v	382-3f87v	382-11f87v	382-10f87v
	16	3	363f87v	383-12f87v	383-4f87v	383-2f87v	383-3f87v	383-11f87v	
	32	2	372f87v	392-12f87v	392-4f87v	392-2f87v	392-3f87v	392-11f87v	392-10f87v
	32	3	373f87v	393-12f87v	393-4f87v	393-2f87v	393-3f87v	393-11f87v	



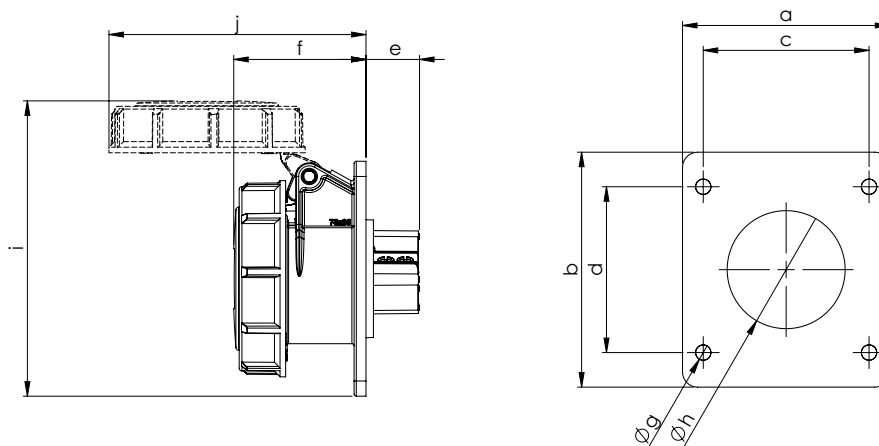
-
-
-
-
-
-
-
-
-
-
-
-

Extra-low voltage – plugs and sockets

Flanged socket straight IP66/67

- with screw terminals
- housing material: PA6
- contacts: nickel-plated
- closing lid
- large connection area

IP66/67 watertight



Flange		Fixing center		Amp	Poles	e	f	Ø g	Ø h	i	j	Weight [g]
a	b	c	d									
54	60	44	44	16	2	19	48	5,5	43	95	93	130
					3							156
				32	2							130
					3							156
75	85	60	60	16	2	19	48	5,5	43	107	93	137
					3							156
				32	2							137
					3							156

- Connection type: Screw terminal
- Wire flexible: 1-10 mm²
- Wire solid: 1,5-10 mm²
- Contact screws: 160 Ncm

Flange (Fixing center)	Amp.	Poles	24V~	42V~	24/42V~	24/42V~	24/42V~	24/42V~	24/42V=
			50/60Hz without minor key	50/60Hz 12h	100-200Hz 4h	300Hz 2h	400Hz 3h	401-500Hz 11h	DC 10h
			Cat.No.	Cat.No.	Cat.No.	Cat.No.	Cat.No.	Cat.No.	Cat.No.


54 x 60 (44 x 44)	16	2	3622f9v	3822-12f9v	3822-4f9v	3822-2f9v	3822-3f9v	3822-11f9v	3822-10f9v
	16	3	3632f9v	3832-12f9v	3832-4f9v	3832-2f9v	3832-3f9v	3832-11f9v	
	32	2	3722f9v	3922-12f9v	3922-4f9v	3922-2f9v	3922-3f9v	3922-11f9v	3922-10f9v
	32	3	3732f9v	3932-12f9v	3932-4f9v	3932-2f9v	3932-3f9v	3932-11f9v	



75 x 85 (60 x 60)	16	2	3622f87v	3822-12f87v	3822-4f87v	3822-2f87v	3822-3f87v	3822-11f87v	3822-10f87v
	16	3	3632f87v	3832-12f87v	3832-4f87v	3832-2f87v	3832-3f87v	3832-11f87v	
	32	2	3722f87v	3922-12f87v	3922-4f87v	3922-2f87v	3922-3f87v	3922-11f87v	3922-10f87v
	32	3	3732f87v	3932-12f87v	3932-4f87v	3932-2f87v	3932-3f87v	3932-11f87v	



-
-
-
-
-
-
-
-
-
-
-
-



MADE IN AUSTRIA



PLUGS AND SOCKETS 7-POLES

7-pole (6P+E) industrial plugs and sockets cover a wide range of application.

- **7-pole (6P+E)**
- **16A or 32A**
- **IP rating IP44/54 or IP66/67**
- **Contacts: nickel-plated**
- **Screw terminals**
- **External central cable gland**

Application for industry, agriculture and commerce:

- Star delta connections (motor)
- Tapped winding connections (pole changing)
- Actuation
- Monitoring
- Controlling
- Indicating
- Electrical interlocks, and many more ...

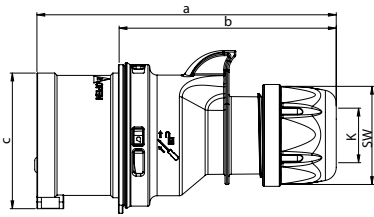
Products: plugs and sockets 7-pole:

- Plugs and angled plugs
- Flanged and wall mounted plugs
- Connectors and angled connectors
- Flanged and wall mounted sockets

The possibility of producing inductive resp. pre-mating contacts by shortend pins, enlarges the range of application.



Plugs and sockets 7-poles

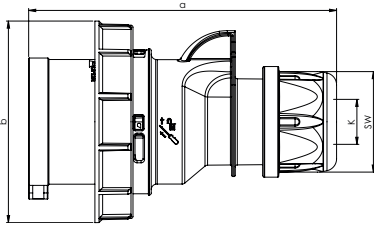


Plug IP44/54 SHARK

	16 Amp	32 Amp
Poles	7	7
a [mm]	134	155
b [mm]	98	109
c [mm]	61	70
K_cable Ø [mm]	8-16	11,5-22
Wire flexible [mm ²]	1-2,5	2,5-6
Contact screws [Ncm]	100	110
SW [mm]	42	50
Weight [g]	185	283

- with screw terminals
- housing material: PA6
- contacts: nickel-plated

IP44/54 dust- and splashproof

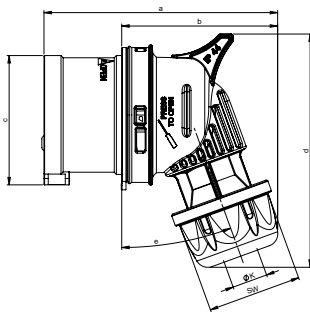


Plug IP66/67 SHARK

	16 Amp	32 Amp
Poles	7	7
a [mm]	134	155
b [mm]	87	100
K_cable Ø [mm]	8-16	11,5-22
Wire flexible [mm ²]	1-2,5	2,5-6
Contact screws [Ncm]	100	110
SW [mm]	42	50
Weight [g]	217	329

- with screw terminals
- housing material: PA6
- contacts: nickel-plated

IP66/67 watertight

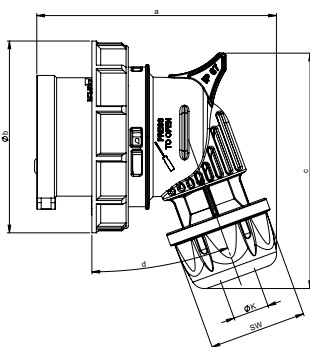


Angled plug IP44/54 TWIST

	16 Amp	32 Amp
Poles	7	7
a [mm]	107	137
b [mm]	71	92
c [mm]	61	70
d [mm]	102	121
e [°]	20	25
K_cable Ø [mm]	8-16	11,5-22
Wire flexible [mm ²]	1-2,5	2,5-6
Contact screws [Ncm]	100	110
SW [mm]	42	50
Weight [g]	189	286

- with screw terminals
- housing material: PC/ABS
- contacts: nickel-plated

IP44/54 dust- and splashproof



Angled plug IP66/67 TWIST

	16 Amp	32 Amp
Poles	7	7
a [mm]	109	136
b [mm]	87	100
c [mm]	107	118
d [°]	20	25
K_cable Ø [mm]	8-16	11,5-22
Wire flexible [mm ²]	1-2,5	2,5-6
Contact screws [Ncm]	100	110
SW [mm]	42	50
Weight [g]	220	331

- with screw terminals
- housing material: PC/ABS
- contacts: nickel-plated

IP66/67 watertight

Amp.	Poles	pack. unit	110V~	230V~	400V~	500V~
			50/60Hz	50/60Hz	50/60Hz	50/60Hz
			4h	9h	6h	7h
			Cat.No.	Cat.No.	Cat.No.	Cat.No.

16	7	10	017-4v	017-9v	017-6v	017-7v
32	7	10	027-4v	027-9v	027-6v	027-7v



027-6v

16	7	10	0172-4v	0172-9v	0172-6v	0172-7v
32	7	10	0272-4v	0272-9v	0272-6v	0272-7v



0272-6v

16	7	10	8017-4v	8017-9v	8017-6v	8017-7v
32	7	10	8027-4v	8027-9v	8027-6v	8027-7v



8027-6v

16	7	10	80172-4v	80172-9v	80172-6v	80172-7v
32	7	10	80272-4v	80272-9v	80272-6v	80272-7v

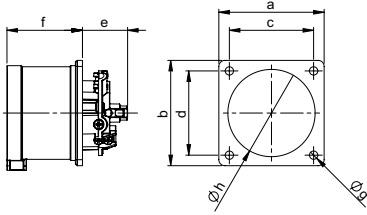


80272-6v

-
-
-
-
-
-
-
-
-
-
-
-

Plugs and sockets 7-poles

Flanged plug straight IP44/54



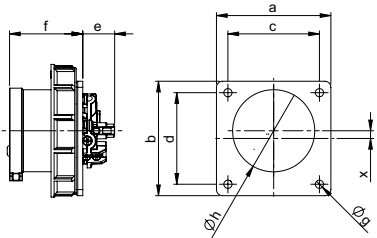
	16 Amp		32 Amp	
Poles	7	7	7	7
a [mm]	70	75	70	75
b [mm]	70	75	70	75
c [mm]	56	60	56	60
d [mm]	56	60	56	60
e [mm]	28	28	30	30
f [mm]	42	42	51	51
Ø g [mm]	5,5	5,5	5,5	5,5
Ø h [mm]	55	55	55	55
Wire flexible [mm ²]	1-2,5		2,5-6	
Wire solid [mm ²]	1-4		2,5-10	
Contact screws [Ncm]	100		110	
Weight [g]	147	152	216	221

- with screw terminals
- housing material: PA6
- contacts: nickel-plated

- According to EN 60309:
For correct use a locking device has to be provided (see page 10)

IP44/54 dust- and splashproof

Flanged plug straight IP66/67



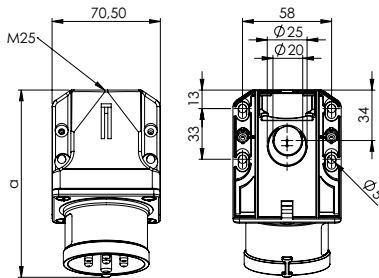
	16 Amp	32 Amp
Poles	7	7
a [mm]	75	75
b [mm]	75	75
c [mm]	60	60
d [mm]	60	60
e [mm]	28	30
f [mm]	48	58
Ø g [mm]	5,5	5,5
Ø h [mm]	55	55
x [mm]	5,05	0
Wire flexible [mm ²]	1-2,5	2,5-6
Wire solid [mm ²]	1-4	2,5-10
Contact screws [Ncm]	100	110
Weight [g]	180	265

- with screw terminals
- housing material: PA6
- contacts: nickel-plated

- According to EN 60309:
For correct use a locking device has to be provided (see page 10)
- for 16A 7p the plug is placed off centered for keeping the standards

IP66/67 watertight

Wall mounted plug IP44/54

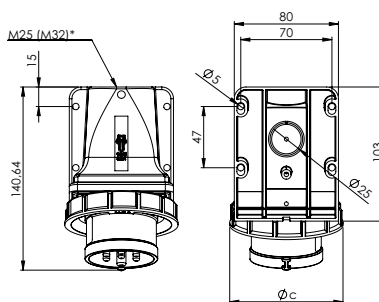


	16 Amp	32 Amp
Poles	7	7
a [mm]	122	132
Height [mm]	79	85
M [mm]	25	25
Wire flexible [mm ²]	1-2,5	2,5-6
Wire solid [mm ²]	1-4	2,5-10
Contact screws [Ncm]	100	110
Weight [g]	235	304

- with screw terminals
- housing material: PA6
- contacts: nickel-plated
- top and rear entry
- incl. threaded cable grommet
- 9517*, 9527* large housing for wiring through

IP44/54 splashproof

Wall mounted plug IP66/67



	16 Amp	32 Amp
Poles	7	7
a [mm]	140	152
Height [mm]	100	102
c [mm]	87	100
M* [mm]	25	25
Wire flexible [mm ²]	1-2,5	2,5-6
Wire solid [mm ²]	1-4	2,5-10
Contact screws [Ncm]	100	110
Weight [g]	271	356

- with screw terminals
- housing material: PA6
- contacts: nickel-plated
- top and rear entry
- incl. threaded bung

IP66/67 watertight

*M32 optional on request

Amp.	Poles	pack. unit	110V~	230V~	400V~	500V~
			50/60Hz	50/60Hz	50/60Hz	50/60Hz
			4h	9h	6h	7h
			Cat.No.	Cat.No.	Cat.No.	Cat.No.

Flange 70 x 70 - Fixing center: 56 x 56						
16	7	10	617-4v	617-9v	617-6v	617-7v
32	7	10	627-4v	627-9v	627-6v	627-7v
Flange 75 x 75 - Fixing center: 60 x 60						
16	7	10	617-4f7v	617-9f7v	617-6f7v	617-7f7v
32	7	10	627-4f7v	627-9f7v	627-6f7v	627-7f7v



627-6v

Flange 75 x 75 - Fixing center: 60 x 60						
16	7	10	6172-4v	6172-9v	6172-6v	6172-7v
32	7	10	6272-4v	6272-9v	6272-6v	6272-7v



6272-6v

16	7	10	517-4v	517-9v	517-6v	517-7v
32	7	10	527-4v	527-9v	527-6v	527-7v
for wiring through (M25 top, 2xM25 bottom)						
16	7	5	9517-4v	9517-9v	9517-6v	9517-7v
32	7	5	9527-4v	9527-9v	9527-6v	9527-7v



9517-6v

517-6v

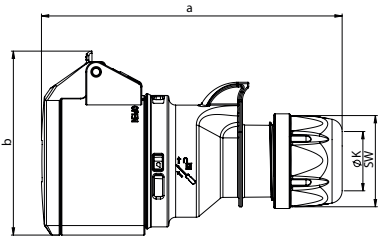
16	7	5	5172-4kv	5172-9kv	5172-6kv	5172-7kv
32	7	5	5272-4kv	5272-9kv	5272-6kv	5272-7kv



5272-6kv

Vertical sidebar with icons: information (i), electrical symbols (circle with dots, circle with cross, circle with lightning bolt), a red circle with a white dot, a gear, a lightbulb, a car, and a hash symbol (#).

Plugs and sockets 7-poles

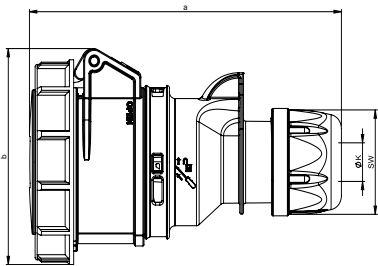


Connector IP44/54 SHARK

	16 Amp	32 Amp
Poles	7	7
a [mm]	145	168
b [mm]	89	99
K_cable Ø [mm]	8-16	11,5-22
Wire flexible [mm ²]	1-2,5	2,5-6
Contact screws [Ncm]	100	110
SW [mm]	42	50
Weight [g]	218	310

- with screw terminals
- housing material: PA6
- contacts: nickel-plated

IP44/54 dust- and splashproof

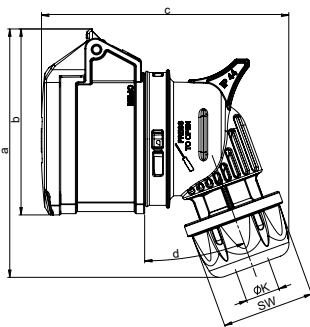


Connector IP66/67 SHARK

	16 Amp	32 Amp
Poles	7	7
a [mm]	147	171
b [mm]	92	102
K_cable Ø [mm]	8-16	11,5-22
Wire flexible [mm ²]	1-2,5	2,5-6
Contact screws [Ncm]	100	110
SW [mm]	42	50
Weight [g]	254	377

- with screw terminals
- housing material: PA6
- contacts: nickel-plated

IP66/67 watertight

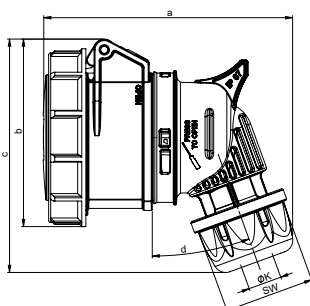


Angled connector IP44/54 TWIST

	16 Amp	32 Amp
Poles	7	7
a [mm]	118	130
b [mm]	89	98
c [mm]	119	148
d [°]	20	25
K_cable Ø [mm]	8-16	11,5-22
Wire flexible [mm ²]	1-2,5	2,5-6
Contact screws [Ncm]	100	110
SW [mm]	42	50
Weight [g]	214	313

- with screw terminals
- housing material: PC/ABS
- contacts: nickel-plated

IP44/54 dust- and splashproof



Angled connector IP66/67 TWIST

	16 Amp	32 Amp
Poles	7	7
a [mm]	122	152
b [mm]	92	102
c [mm]	115	126
d [°]	20	25
K_cable Ø [mm]	8-16	11,5-22
Wire flexible [mm ²]	1-2,5	2,5-6
Contact screws [Ncm]	100	110
SW [mm]	42	50
Weight [g]	258	379

- with screw terminals
- housing material: PC/ABS
- contacts: nickel-plated

IP66/67 watertight

Amp.	Poles	pack. unit	110V~	230V~	400V~	500V~
			50/60Hz	50/60Hz	50/60Hz	50/60Hz
			4h	9h	6h	7h
			Cat.No.	Cat.No.	Cat.No.	Cat.No.

16	7	10	217-4v	217-9v	217-6v	217-7v
32	7	10	227-4v	227-9v	227-6v	227-7v



227-6v

16	7	10	2172-4v	2172-9v	2172-6v	2172-7v
32	7	10	2272-4v	2272-9v	2272-6v	2272-7v



2272-6v

16	7	10	8217-4v	8217-9v	8217-6v	8217-7v
32	7	10	8227-4v	8227-9v	8227-6v	8227-7v



8227-6v

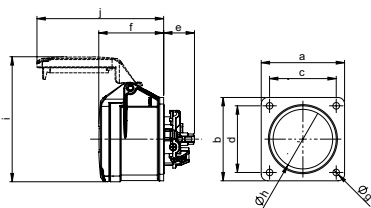
16	7	10	82172-4v	82172-9v	82172-6v	82172-7v
32	7	10	82272-4v	82272-9v	82272-6v	82272-7v



82272-6v

-
-
-
-
-
-
-
-
-
-
-
-

Plugs and sockets 7-poles

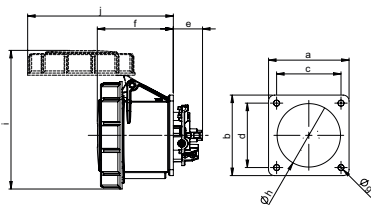


Flanged socket straight IP44/54

Poles	16 Amp		32 Amp	
	7	7	7	7
a [mm]	70	75	70	75
b [mm]	70	75	70	75
c [mm]	56	60	56	60
d [mm]	56	60	56	60
e [mm]	26	26	28	23
f [mm]	55	55	67	67
Ø g [mm]	5,5	5,5	5,5	5,5
Ø h [mm]	52	52	58	58
Wire flexible [mm ²]	1-2,5		2,5-6	
Wire solid [mm ²]	1-4		2,5-10	
Contact screws [Ncm]	100		110	
Weight [g]	180	179	243	253

- with screw terminals
- housing material: PA6
- contacts: nickel-plated

IP44/54 dust- and splashproof

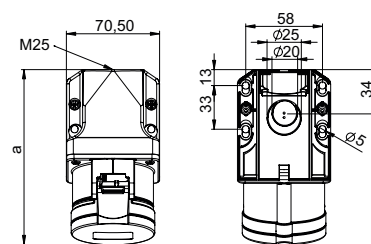


Flanged socket straight IP66/67

Poles	16 Amp		32 Amp	
	7	7	7	7
a [mm]	70	75	70	75
b [mm]	70	75	70	75
c [mm]	56	60	56	60
d [mm]	56	60	56	60
e [mm]	26	26	28	28
f [mm]	59	59	71	71
Ø g [mm]	5,5	5,5	5,5	5,5
Ø h [mm]	55	55	60	60
i [mm]	117	117	130	130
j [mm]	115	115	136	136
Wire flexible [mm ²]	1-2,5		2,5-6	
Wire solid [mm ²]	1-4		2,5-10	
Contact screws [Ncm]	100		110	
Weight [g]	207	211	292	299

- with screw terminals
- housing material: PA6
- contacts: nickel-plated

IP66/67 watertight



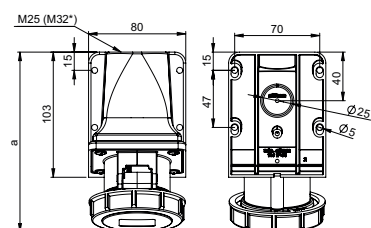
Wall mounted socket IP44/54

Poles	16 Amp		32 Amp	
	7	7	7	7
a [mm]	133	145	133	145
Height [mm]	100	107	100	107
M [mm]	25	25	25	25
Wire flexible [mm ²]	1-2,5		2,5-6	
Wire solid [mm ²]	1-4		2,5-10	
Contact screws [Ncm]	100		110	
Weight [g]	261	330	261	330

- with screw terminals
- housing material: PA6
- contacts: nickel-plated
- top and rear entry
- incl. threaded cable grommet
- 917*, 927* large housing for wiring through

IP44/54 dust- and splashproof

angle=15°



Wall mounted socket IP66/67

Poles	16 Amp		32 Amp	
	7	7	7	7
a [mm]	148	163	148	163
Height [mm]	102	112	102	112
M [mm]	25	25	25	25
Wire flexible [mm ²]	1-2,5		2,5-6	
Wire solid [mm ²]	1-4		2,5-10	
Contact screws [Ncm]	100		110	
Weight [g]	302	390	302	390

- with screw terminals
- housing material: PA6
- contacts: nickel-plated
- top and rear entry
- incl. threaded bung

IP66/67 watertight

*M32 optional on request

Amp.	Poles	pack. unit	110V~	230V~	400V~	500V~
			50/60Hz	50/60Hz	50/60Hz	50/60Hz
			4h	9h	6h	7h
			Cat.No.	Cat.No.	Cat.No.	Cat.No.

with flange 70 x 70 - fixing center 56 x 56						
16	7	10	317-4v	317-9v	317-6v	317-7v
32	7	10	327-4v	327-9v	327-6v	327-7v
with flange 75 x 75 - fixing center 60 x 60						
16	7	10	317-4f7v	317-9f7v	317-6f7v	317-7f7v
32	7	10	327-4f7v	327-9f7v	327-6f7v	327-7f7v




327-6v

with flange 70 x 70 - fixing center 56 x 56						
16	7	10	3172-4f70v	3172-9f70v	3172-6f70v	3172-7f70v
32	7	10	3272-4f70v	3272-9f70v	3272-6f70v	3272-7f70v
with flange 75 x 75 - fixing center 60 x 60						
16	7	10	3172-4v	3172-9v	3172-6v	3172-7v
32	7	10	3272-4v	3272-9v	3272-6v	3272-7v



3272-6v

16	7	10	117-4v	117-9v	117-6v	117-7v
32	7	10	127-4v	127-9v	127-6v	127-7v
for wiring through (M25 top, 2xM25 bottom)						
16	7	5	917-4v	917-9v	917-6v	917-7v
32	7	5	927-4v	927-9v	927-6v	927-7v



927-6v

127-6v


16	7	5	1172-4v	1172-9v	1172-6v	1172-7v
32	7	5	1272-4v	1272-9v	1272-6v	1272-7v



1272-6v

Information icons: 'i', a smiley face, a gear, a document, a red smiley face, a person, a lightning bolt, a microphone, a control panel, a game controller, a lightbulb, a car, and a hash symbol '#'. The red smiley face icon is highlighted with a red background.

PCE



MADE IN AUSTRIA



CONTAINER PLUGS AND SOCKETS

PCE container plugs and sockets are specially designed for the rough condition on reefer-containers, at harbors and terminals.

- 32A, 4-pole, 3h, 440V
- IP rating IP67
- nickel-plated contacts
- robust design
- external, centric cable gland
- with Lloyd's Register Type Approval



Container products:

- plug* and connector
- wall socket
- flanged socket straight/sloping
- switched interlocked socket*
- switched interlocked socket with fuse*
- special distribution boxes (on request)

*with Lloyd's Register Type Approval



Container plugs and sockets



Container Plug **SHARK**

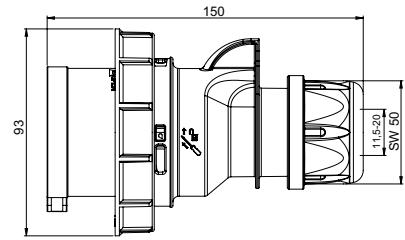
- 32A 4p 3h 440V
- nickel-plated contacts

IP66/67 watertight



0242-3v

pack.unit: 10



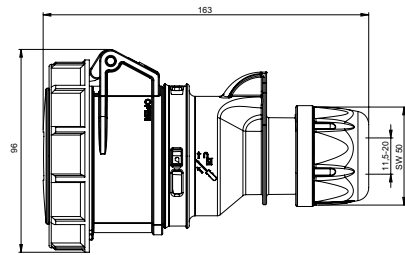
Container Connector **SHARK**

- 32A 4p 3h 440V
- nickel-plated contacts

IP66/67 watertight

2242-3v

pack.unit: 10



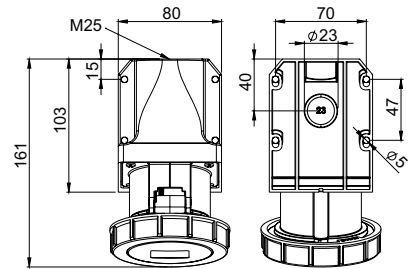
Container Wall socket

- 32A 4p 3h 440V
- nickel-plated contacts

IP67 watertight

1242-3v

pack.unit: 5



height=108mm
angle=15°



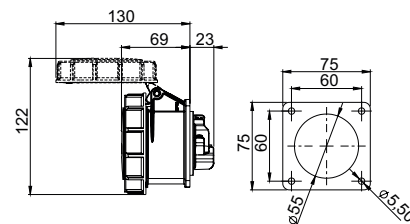
Container Flanged socket straight

- 32A 4p 3h 440V
- nickel-plated contacts
- flange = 75 x 75
- fixing center = 60 x 60

IP67 watertight

3242-3v

pack.unit: 10



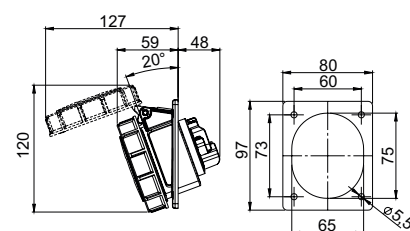
Container Flanged socket sloping

- 32A 4p 3h 440V
- nickel-plated contacts
- flange = 80 x 97 mm
- fixing center = 60 x 73 mm

IP67 watertight

4242-3f78v

pack.unit: 10



Container Switched interlocked socket

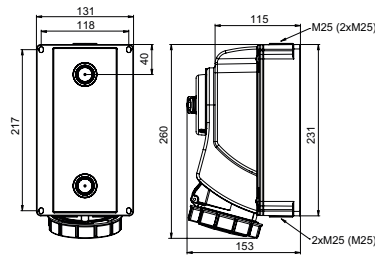
- 32A 4p 3h 440V
- nickel-plated contacts
- up to 3 x M25 cable entries
- mechanical interlock
- lockable by padlock

IP66/67 watertight



75242-3

pack.unit: 1



Container Switched interlocked socket with DIN rail

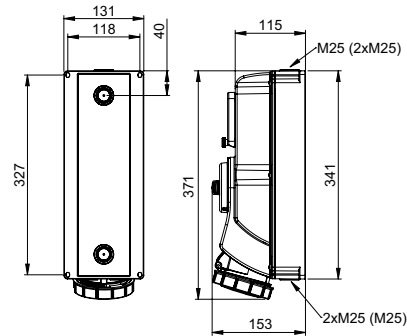
- 32A 4p 3h 440V
- nickel-plated contacts
- DIN rail with window for 5 modules
- up to 3 x M25 cable entries
- mechanical interlock
- lockable by padlock

IP66/67 watertight

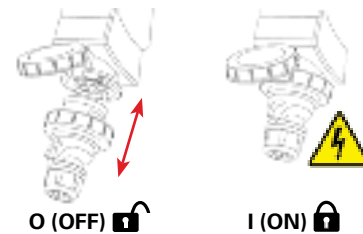


76242-3

pack.unit: 1



- compact design for wall mounting
- nickel-plated contacts
- Series 76/78... with window for 5 units, cap dimensions: 45mm
- mechanical interlock:
after plugging and switching-on **plug is locked**
after switching-off and unplugging **switch is locked**
- all components are mounted on bottom
- **large connecting area - easy of installation**
- possibility for wiring through
- ready wired for connection
- at switch-off position: lockable by padlock (40 mm)



Detailed information see page 106 „Switched interlocked sockets“.



PCE



MADE IN AUSTRIA



CEE PLUGS AND SOCKETS 1h FOR EMERGENCY POWER SUPPLY



Image: Rosenbauer International AG



According to DIN VDE 0100-551 Bbl 1 (VDE 0100-551 Bbl 1):2019-06, emergency power feeds with mobile power generators carried out by electrical engineering amateurs must use **1 o'clock** coded plugs and sockets (**CEE plugs and sockets 400V 5p 1h** up to max. 125A). For this purpose, an appliance plug must be used on the building side as well as the connection cable (plug and coupling) between the power generator and the feed-in with **1h** position.



CEE plugs and sockets 1h for emergency power supply



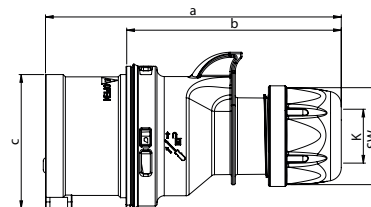
Plug IP44/54

SHARK

• 16A/32A 5p 1h >50V

pack. unit: 10

	16 Amp	32 Amp
Poles	5	5
a [mm]	134	155
b [mm]	98	109
c [mm]	61	70
K_cable Ø [mm]	8-16	11,5-22
SW [mm]	42	50
Cat.No.	015-1	025-1



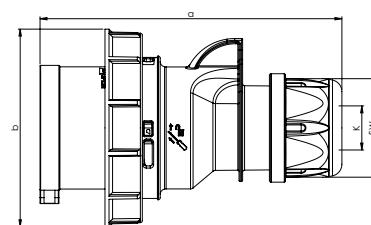
Plug IP67

SHARK

• 16A/32A 5p 1h >50V

pack. unit: 10

	16 Amp	32 Amp
Poles	5	5
a [mm]	134	155
b [mm]	87	100
K_cable Ø [mm]	8-16	11,5-22
SW [mm]	42	50
Cat.No.	0152-1	0252-1



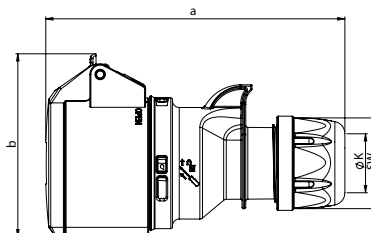
Connector IP44/54

SHARK

• 16A/32A 5p 1h >50V

pack. unit: 10

	16 Amp	32 Amp
Poles	5	5
a [mm]	145	168
b [mm]	89	99
K_cable Ø [mm]	8-16	11,5-22
SW [mm]	42	50
Cat.No.	215-1	225-1



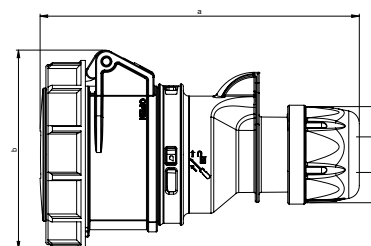
Connector IP66/67

SHARK

• 16A/32A 5p 1h >50V

pack. unit: 10

	16 Amp	32 Amp
Poles	5	5
a [mm]	147	171
b [mm]	92	102
K_cable Ø [mm]	8-16	11,5-22
SW [mm]	42	50
Cat.No.	2152-1	2252-1



Further products in 1h position can be found in this catalogue from page 18.

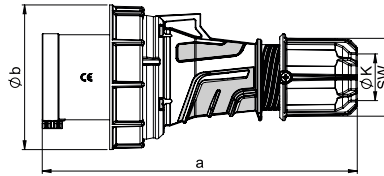
Plug IP66/67

POWER TWIST

• 63A 5p 1h >50V

pack. unit: 2

	63 Amp
Poles	5
a [mm]	250
b [mm]	115
K_cable Ø [mm]	14,5-36
SW [mm]	61
Cat.No.	035-1



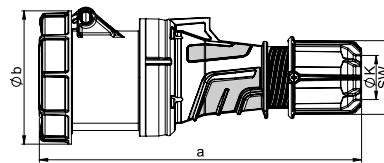
Connector IP66/67

POWER TWIST

• 63A 5p 1h >50V

pack. unit: 2

	63 Amp
Poles	5
a [mm]	269
b [mm]	114
K_cable Ø [mm]	14,5-36
SW [mm]	61
Cat.No.	235-1



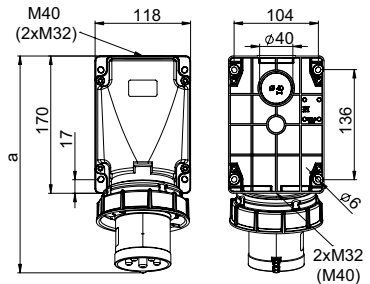
Wall mounted plug IP66/67

POWER TWIST

• 63A 5p 1h >50V

pack. unit: 10

	63 Amp
Poles	5
a [mm]	271
Height [mm]	175
Cat.No.	535-1

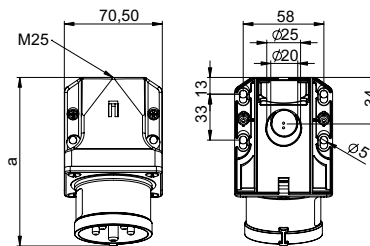


Wall mounted plug IP44

• 16A/32A 5p 1h >50V

pack. unit: 10

	16 Amp	32 Amp
Poles	5	5
a [mm]	122	132
Height [mm]	79	85
M [mm]	25	25
Cat.No.	515-1	525-1

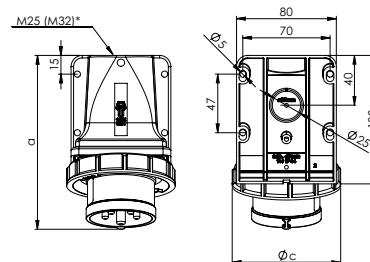


Wall mounted plug IP67

• 16A/32A 5p 1h >50V

pack. unit: 5

	16 Amp	32 Amp
Poles	5	5
a [mm]	140	152
Height [mm]	100	102
c [mm]	87	102
M* [mm]	25	25
Cat.No.	5152-1k	5252-1k



*M32 optional on request available

Information icons: i, power, plug, PD, shield, microphone, plug, game controller, lightbulb, game controller, #

PCE



MADE IN AUSTRIA



CARAVAN PLUGS AND SOCKETS

PCE caravan devices are perfectly designed for the use on camp sites, caravan and marinas.

- 16A, 3-pole, 6h, 230V
- IP rating: IP44
- Contacts: brass or nickel-plated
- Solid design
- Different versions available

Caravan products:

- plug and connector
- flanged socket lockable
- wall mounted plug
- angled plug, angled connector
- adapters
- distribution products
- energy pillars (see page 334)



Caravan plugs and sockets for camping areas



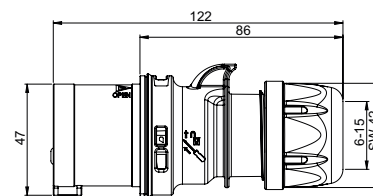
Caravan Plug **SHARK**

- 16A 3p 230V
- contacts: brass
 - to order nickel-plated contacts please add a "v" e.g. 013-6v
- technical data see Plugs on page 18

IP44/54 dust- and splashproof

013-6

pack.unit: 10



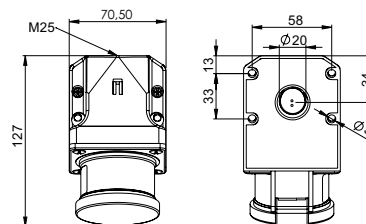
Caravan Wall mounted plug

- 16A 3p 230V
- contacts: brass
 - to order nickel-plated contacts please add a "v" e.g. 513-6dv
- with hinged lid
- technical data see wall mounted plugs page 26

IP44 splashproof

513-6d

pack.unit: 10



height= 92mm
angle= 15°



Caravan Connector

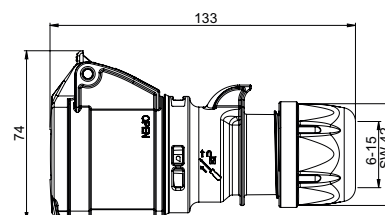
SHARK

- 16A 3p 230V
- contacts: brass
 - to order nickel-plated contacts please add a "v" e.g. 213-6v
- technical data see connectors on page 50

IP44/54 dust- and splashproof

213-6

pack.unit: 10



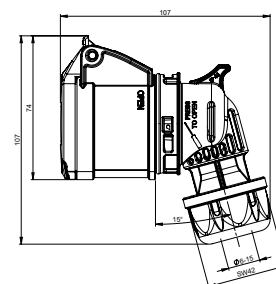
Caravan Angled connector

- 16A 3p 230V
- contacts: brass

IP44 splashproof

8213-6

pack.unit: 10



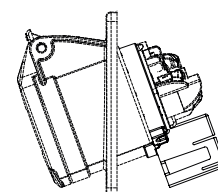
Flanged socket sloping with auxiliary switch

- with auxiliary switch
- flanged socket sloping with screw terminals
- housing materials: PA6
- flange 70 x 85 mm - fixing center 50 x 56 mm
- contacts: brass
 - to order nickel-plated contacts please add a „v“ e.g.: 413-6hv

IP44/54 splash- and dustproof

413-6h

pack.unit: 10

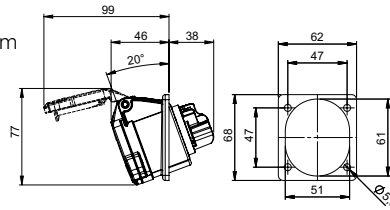


other versions and more technical information see page 94

Flanged socket sloping lockable 

- 16A 3p 230V
- flange 62 x 68 mm - fixing center 47 x 47 mm
- lockable with padlock

IP44 splashproof



413-6f66

pack.unit: 10



Adapter

- with safety socket acc. Austr./German system
- also available with French/Belgian and British socket outlet
- nickel-plated contacts

IP44 splashproof

Entry:
CEE-plug16A 3p 230V

Outlet:
1 safety socket 16A 2p+E 250V

9433100*

pack.unit: 10



Adapter with cable

- 80cm cable H07RN-F 3G1,5 with CEE-plug 16A 3p 230V
- solid rubber connector with lid acc. to Austr./German system 16A 2p+E 250V
- rubber connector with lid acc. to French/Belgian system 16A 2p+E 250V

IP44 splashproof

9007

900726

pack.unit: 10



Caravan Combination Series St. Anton 6F

IP44 splashproof

Entry:
1,5m cable H07RN-F3G1,5 with CEE-plug 16A 3p 230V

Outlet:
1 safety socket acc. Austr./German system 16A 2p+E 250V

Protection:
1 RCD 25A 0,03A

9439125

pack.unit: 1



Caravan cable reel 20m

- cable reel XREEL250
- stable rack and drum
- thermal circuit breaker

IP54 dust- and splashproof

Entry:
CEE-plug 16A 3p 230V

Outlet:
1 CEE-socket 16A 3p 230V
1 safety socket 16A 2p+E 250V

cable:
20m H07RN-F 3G2,5, black

9250035-p

pack.unit: 1



Multiple-sockets outlet



94325103*

IP44 splashproof



94326103*

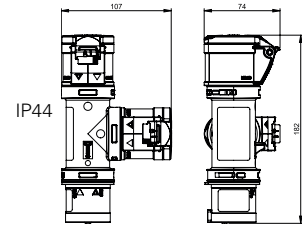
IP67 watertight

T-Connect 2-way connector with CEE plug

Fittings:

- 1 CEE-plug 16A 3p 6h
- 2 CEE-sockets 16A 3p 6h

pack unit: 10



94325102

IP44 splashproof



94326102

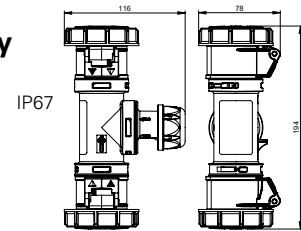
IP67 watertight

T-Connect 2-way connector with cable entry

Fittings:

- 1 cable entry with cable gland (terminal max. 3x2,5mm²)
- 2 CEE-sockets 16A 3p 6h outlet

pack unit: 10



9432000*

IP44 splashproof



9432001*

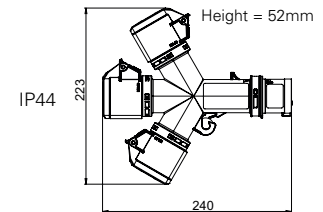
IP67 watertight

Multiple-socket outlet

- nickel plated contacts
- also available in 110V

Entry: 1 CEE-plug 16A 3p 230V
Outlet: 3 CEE-sockets 16A 3p 230V

pack unit: 5



9432004*

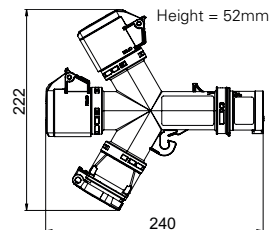
IP44 splashproof

Multiple-socket outlet

- nickel plated contacts
- available also with French/Belgian, Danish and British sockets

Entry: 1 CEE-plug 16A 3p 230V
Outlet: 2 CEE-sockets 16A 3p 230V
1 safety socket 16A 250V

pack unit: 5



9432006

IP44 splashproof



9432007

IP67 watertight

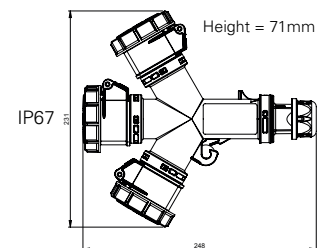
Multiple-socket outlet

- nickel plated contacts
- also available in 110V

Entry: 1 Twist-cable gland prewired on terminals

Outlet: 3 CEE-sockets 16A 3p 230V

pack unit: 5



9432002

IP44 splashproof



9432003

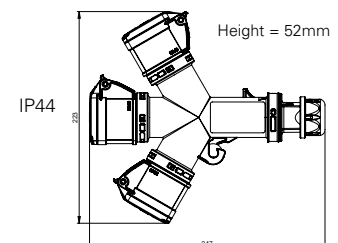
IP67 watertight

Multiple-socket outlet

- nickel plated contacts
- also available in 110V

Entry: 1,5m cable with plug 16A 3p 230V
Outlet: 3 CEE-sockets 16A 3p 230V

pack unit: 5



* Export version (usage in Austria and Germany not allowed!) - other versions on request

Multiple-sockets outlet and adaptors

Adaptor

CEE-plug 16A 3p / safety socket

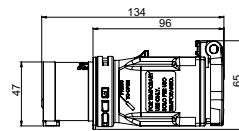
- available also with French/Belgian, Danish and British sockets
- nickel-plated contacts

Entry: 1 CEE-plug 16A 3p 230V

Outlet: 1 safety socket 16A 250V

IP44 splashproof

pack unit: 10



height = 52mm



9433100*
Austrian/German



9433101*
French/Belgian



9433102*
Danish



9433103*
British

Adaptor

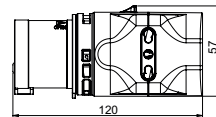
CEE-plug 16A 3p / socket outlet for domestic use

Entry: 1 CEE-plug 16A 3p 230V

Outlet: 2 italian socket outlets P17/11
1 italian socket outlet P30/17

IP20

pack unit: 10



height = 53mm



9433170*

Adaptor

CEE-plug 16A 5p / safety socket

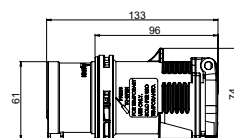
- available also with French/Belgian, Danish and British sockets
- nickel-plated contacts

Entry: 1 CEE-plug 16A 5p 400V

Outlet: 1 safety socket 16A 250V

IP44 splashproof

pack unit: 10



height = 66mm



9433020*
Austrian/German

* Export version (usage in Austria and Germany not allowed!) - other versions on request

Vertical sidebar containing various icons: information (i), electrical symbols (outlet, plug, switch, lightning bolt), and other symbols (game controller, lightbulb, car, hash #).







PCE



MADE IN AUSTRIA



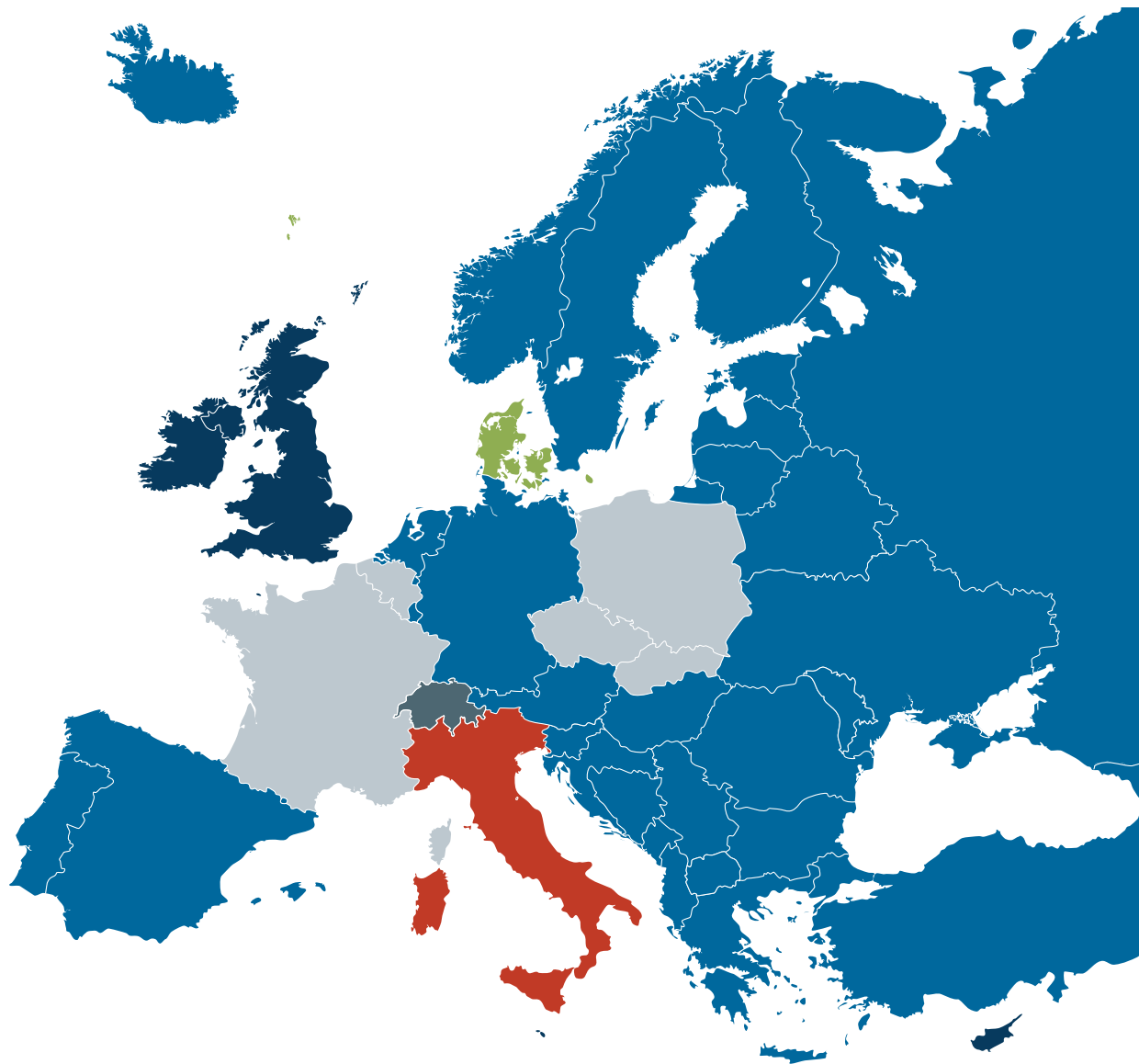
SAFETY PLUGS AND SOCKETS AND ACCESSORIES

		Page
	Plugs and socket outlets S-NOVA / P-NOVA plus	162
	Data socket CAT.6A (RJ45) USB charging socket	178
	Plugs and sockets IP66/68 Nautilus - watertight	180
	TAURUS2 Plug and connector systems	186
	TOPTAURUS2 Plug and connector systems	192
	3-way connectors	196




Systems in EUROPE


The safety sockets from PCE impress with their extremely robust design made of high quality polyamide. Over 500 variations guarantee a perfect product for all applications.



Type F


 Austrian/German system


Type E

 French/Belgian system

Type G

 British system

Type L

 Italian system

Type J

 Swiss system

Type K

 Danish system



Source: www.iec.ch

S-NOVA®

THE SAFETY SOCKET




Full flexibility:

01	System Austrian/German or French/Belgian	
02	Flange size 50x50 / 70x70 / 75x75 mm	
03	Connection type rear / side / screwless	
04	Rotation shutter	SAFETY+
05	Sealing bulge special sealing contour for IP54	
06	Colors 7 different colors	

01 System - 2 versions

Austrian/German system
Type F - with earth lug



French/Belgian system
Type E - with earth pin



02 Flange size - 3 versions



50x50mm
Flange: □ 50x50mm
Fixing center: □ 38x38mm



70x70mm
Flange: □ 70x70mm
Fixing center: □ 56x56mm



75x75mm
Flange: □ 75x75mm
Fixing center: □ 60x60mm



S-NOVA®


THE SAFETY SOCKET

03 Connection type - 3 versions

Screw terminals

rear or side connection

- Multi-slot screws (Type H, size 2)
- contacts open
- nickel-plated contacts
- captive screws
- **ready for wiring through**



rear connection



side connection from above

Screwless terminal

rear connection

- spring-clamp technology
- tool-free assembly (pre-tensioned release mechanism- no tool needed for initial connection)
- **ready for wiring through**
- suitable for all wire types (striped)- also connectable without end sleeve*



Insert wire



Press for closing terminal



Ready!


S-NOVA®

THE SAFETY SOCKET

04

Shutter

SAFETY+



Rotation shutter (optional)
for increased security

05

Sealing bulge

Sealing bulge (optional)

Plugs and socket outlets for portable use are subject to the standard DIN VDE 0620-1:2010 and ÖVE/ÖNORM E 8684-2-2:2010

Examples for portable use:
mobile distribution boxes and cable reels



only
IPx4

06

Colors - 9 versions

b blue (sim. RAL5017)
STANDARD



e

yellow
(sim. RAL 1023)



o

orange
(sim. RAL 2011)



r

red
(sim. RAL 3000)



du

green
(sim. RAL 6010)



s

black
(sim. RAL 9005)



dg

darkgray
(sim. RAL 7046)



g

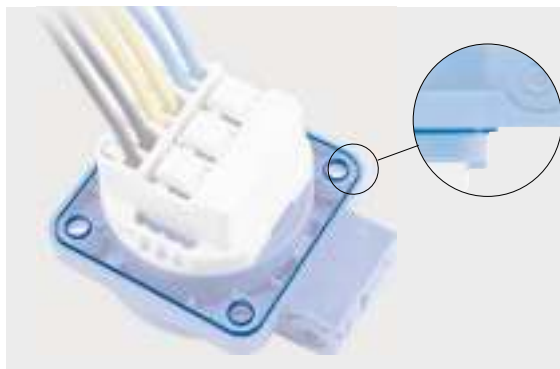
gray
(sim. RAL 7035)



w

white
(sim. RAL 9016)

available on request (minimum quantity 200 pcs.)



Sealing contour (for perfect sealing)

- special sealing contour on the backside
- no need for additional rubber sealing on plain surfaces
- protection class **IP54**

Additional flange gasket (rubber) optional available;
e.g.: for uneven surfaces





Product features:

minimized contact carrier
for mounting in narrow surroundings (cable reels)

high stability
by single-part housing also in case of shutter!

robust construction
based on highgrade polyamide 6

flange size 50x50 mm
(thinner flange, no separate gasket necessary)

fixing center 38x38 mm
(fourpoint-mounting with countersunk screw)

Rotation shutter

Optional with shutter



SAFETY+

- optimum screw contacts
- open contact screws
- hinged lid with wide opening angle
high closing pressure
- IP54 splashproof
- optional: **approved shutter**
for all types
- Austrian/German versions according
to DIN VDE 0620-1st of February 2010

French/Belgian standard

Earth pin with single part terminal - also available in version with shutter



Screw contact systems

side connection

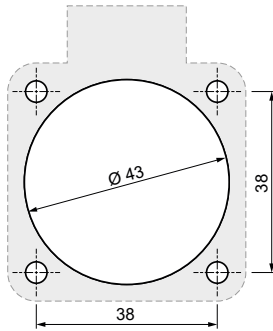


rear connection

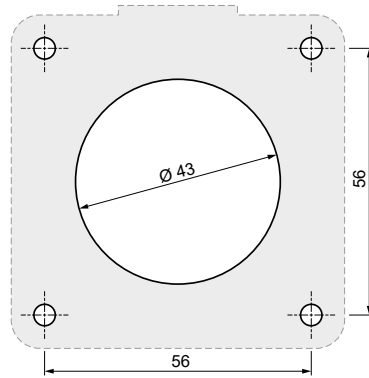


Socket outlets

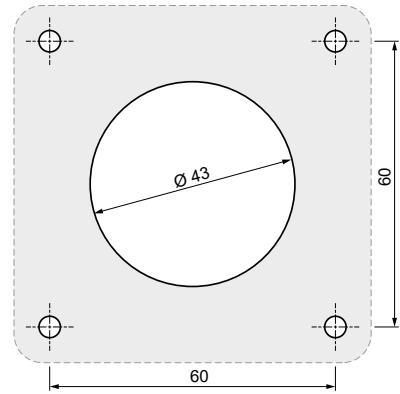
Dimensions S-NOVA:



Flange: 50x50 mm







Flange: 70x70 mm



Flange: 75x75 mm

Versions: Flange 50x50



Connection type	Austrian/German system  		French/Belgian system  	
	Screw terminal rear connection			
	1050-0b	105-0b	1040-0b	104-0b
incl. shutter	1050-0bc	105-0bc	1040-0bc	104-0bc
incl. sealing bulge*	1050-0bw	105-0bw		
Screw terminal side connection				
	1050-0bs	105-0bs	1040-0bs	104-0bs
incl. shutter	1050-0bsc	105-0bsc	1040-0bsc	104-0bsc
incl. sealing bulge*	1050-0bsw	105-0bsw		
Screwless terminal rear connection				
		109-0b		108-0b
incl. shutter		109-0bc		108-0bc
incl. sealing bulge*		109-0bw		

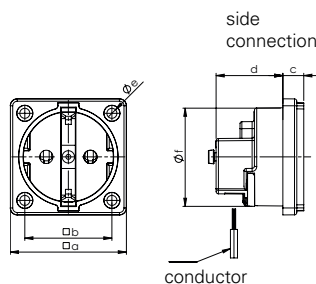
*Plugs and socket outlets (DIN 49440) for portable use are subject to the standard DIN VDE 0620-1:2010 and ÖVE/ÖNORM E 8684-2-2:2010



S-NOVA⁺ **P-NOVA PLUS⁺**

Plugs and socket outlets

Flanged sockets conforming to Austrian/German standards

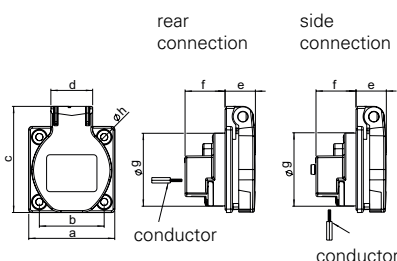


Socket outlet Austrian/German system

• STANDARD •	
16 Amp	
Poles	2P + E
Flange a [mm]	50,5
Fixing center b [mm]	37,5
c [mm]	9
d [mm]	29
e [mm]	4,3
f [mm]	43
Wire flexible [mm ²]	1- 2x2,5
Wire solid [mm ²]	1- 2x2,5
Contact screws [Ncm]	80
Weight [g]	34

- with screw terminals
- housing material: PA6
- contacts: nickel-plated contacts

IP20

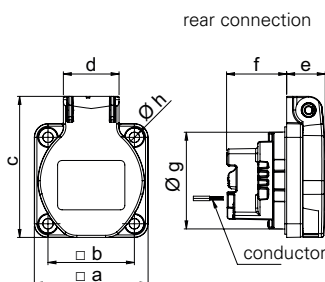


Socket outlet Austrian/German system

• STANDARD •	
16 Amp	
Poles	2P + E
Flange a [mm]	50,5
Fixing center b [mm]	38
c [mm]	62
d [mm]	25
e [mm]	18
f [mm]	24
g [mm]	43
h [mm]	4,2
Wire flexible [mm ²]	1- 2x2,5
Wire solid [mm ²]	1- 2x2,5
Contact screws [Ncm]	80
Weight [g]	45

- with screw terminals
- housing material: PA6
- contacts: nickel-plated contacts

IP54 splashproof

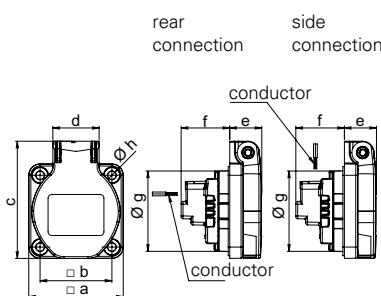


Socket outlet Austrian/German system

• STANDARD •	
16 Amp	
Poles	2P + E
Flange a [mm]	50
Fixing center b [mm]	38
c [mm]	62
d [mm]	25
e [mm]	17
f [mm]	26
g [mm]	43
h [mm]	4,5
Wire flexible [mm ²]	1- 2x2,5
Wire solid [mm ²]	1- 2x2,5
Weight [g]	46

- screwless connection technology
- housing material: PA6
- contacts: nickel-plated contacts
- rear connection

IP54 splashproof



Socket outlet Austrian/German system

	• STANDARD •		• SPECIAL •	
	16 Amp	16 Amp	16 Amp	16 Amp
Poles	2P + E	2P + E	2P + E	2P + E
Flange a [mm]	50	70	75	75
Fixing center b [mm]	38	56	60	60
c [mm]	62	72	75	75
d [mm]	25	25	25	25
e [mm]	17	17	21	21
f [mm]	26	26	22	22
g [mm]	43	43	43	43
h [mm]	4,5	5,5	5,5	5,5
Wire flexible [mm ²]	1- 2x2,5			
Wire solid [mm ²]	1- 2x2,5			
Contact screws [Ncm]	80			
Weight [g]	46	51	55	55

- with screw terminals
- housing material: PA6
- contacts: nickel-plated contacts

IP54 splashproof





250V~

50/60Hz
Flange
50x50

Cat.No.

250V~

50/60Hz
Flange
70x70

Cat.No.

250V~

50/60Hz
Flange
75x75

Cat.No.

PCE

Amp. Poles pack. unit Abbreviations/Types

16 3 100

P-NOVA
PLUS+

„sc“ side connection, with shutter

10584-0wsc



10584-0wsc

16 3 100
16 3 100
16 3 100
16 3 100

P-NOVA
PLUS+

rear connection (standard)

„s“ side connection

„c“ rear connection, with shutter

„sc“ side connection, with shutter

1050-0b
1050-0bs
SAFETY+ 1050-0bc
SAFETY+ 1050-0bsc



1050-0b

16 3 100
16 3 100

S-NOVA®

rear connection (standard)

„c“ rear connection, with shutter

SAFETY+ 109-0b
SAFETY+ 109-0bc

TURBUclick
TERMINAL



109-0b

16 3 100
16 3 100
16 3 100
16 3 100

S-NOVA®

rear connection (standard)

„s“ side connection

„c“ rear connection, with shutter

„sc“ side connection, with shutter

SAFETY+ 105-0b
SAFETY+ 105-0bs
SAFETY+ 105-0bc
SAFETY+ 105-0bsc

105-7b
105-7bs
105-7bc
105-7bsc

105-8b
105-8bs
105-8bc
105-8bsc



105-0b
Flange = 50x50



105-8b
Flange = 75x75

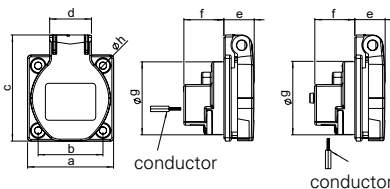
Special versions are available on request.



Plugs and socket outlets

Flanged sockets conforming to Austrian/German system for portable use

rear connection side connection




Socket outlet Austrian/German system

• STANDARD •

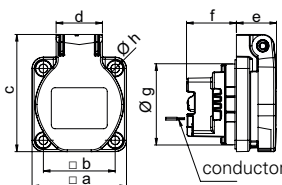
	16 Amp
Poles	2P + E
Flange a [mm]	50,5
Fixing center b [mm]	38
c [mm]	62
d [mm]	25
e [mm]	22
f [mm]	24
g [mm]	43
h [mm]	4,2
Wire flexible [mm ²]	1- 2x2,5
Wire solid [mm ²]	1- 2x2,5
Contact screws [Ncm]	80
Weight [g]	45

- with sealing bulge
- with screw terminals
- housing material: PA6
- contacts: nickel-plated contacts

IP54 splashproof



rear connection




Socket outlet Austrian/German system

• STANDARD •

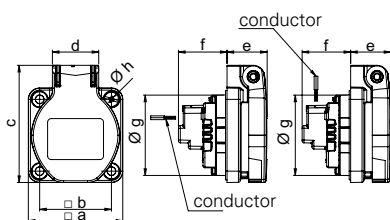
	16 Amp
Poles	2P + E
Flange a [mm]	50
Fixing center b [mm]	38
c [mm]	62
d [mm]	25
e [mm]	21
f [mm]	26
g [mm]	43
h [mm]	4,5
Wire flexible [mm ²]	1- 2x2,5
Wire solid [mm ²]	1- 2x2,5
Weight [g]	48

- with sealing bulge
- screwless connection technology
- housing material: PA6
- contacts: nickel-plated contacts
- rear connection

IP54 splashproof



rear connection side connection




Socket outlet Austrian/German system

• STANDARD • • SPECIAL •

	16 Amp	16 Amp	
Poles	2P + E	2P + E	2P + E
Flange a [mm]	50	70	75
Fixing center b [mm]	38	56	60
c [mm]	62	72	75
d [mm]	25	25	25
e [mm]	21	21	21
f [mm]	26	26	26
g [mm]	43	43	43
h [mm]	4,5	5,5	5,5
Wire flexible [mm ²]		1- 2x2,5	
Wire solid [mm ²]		1- 2x2,5	
Contact screws [Ncm]		80	
Weight [g]	48	52	57

- with sealing bulge
- with screw terminals
- housing material: PA6
- contacts: nickel-plated contacts

IP54 splashproof



Plugs and socket outlets for portable use are subject to the standard DIN VDE 0620-1:2010 and ÖVE/ÖNORM E 8684-2-2:2010 (Plugs and sockets for household and similar applications).
Examples for portable use: mobile distribution boxes and cable reels.

Remark: Version for Germany and Austria



Amp.	Poles	pack. unit	Abbreviations/Types	Cat.No.	Cat.No.	Cat.No.
				250V~ 50/60Hz Flange 50x50	250V~ 50/60Hz Flange 70x70	250V~ 50/60Hz Flange 75x75

16	3	100
16	3	100

P-NOVA
PLUS+

rear connection, with sealing bulge
side connection, with sealing bulge

1050-0bw
1050-0bsw



1050-0bw

16	3	100
----	---	-----

S-NOVA®

rear connection, with sealing bulge

109-0bw

TURBU
TERMINAL



109-0bw

16	3	100
16	3	100

S-NOVA®

rear connection, with sealing bulge
side connection, with sealing bulge

105-0bw 105-7bw 105-8bw
105-0bsw



105-0bw

Explanation:

The prescribed standard of the sealing bulge is highlighted in dark blue in the picture below.

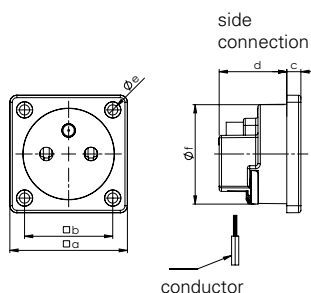


only
IPX4

Vertical sidebar containing various icons: information (i), electrical symbols (circuit, plug, outlet, battery, lightning bolt, lightbulb, car, game controller, hash #), and a red button with a white electrical symbol.

Plugs and socket outlets

Flanged sockets conforming to French/Belgian system

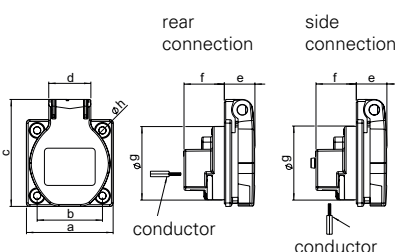


Socket outlet French/Belgian system

• STANDARD •	
16 Amp	
Poles	2P + E
Flange a [mm]	50,5
Fixing center b [mm]	37,5
c [mm]	6
d [mm]	29
e [mm]	4,3
f [mm]	43
Wire flexible [mm ²]	1 - 2x2,5
Wire solid [mm ²]	1 - 2x2,5
Contact screws [Ncm]	80
Weight [g]	34

- with screw terminals
- housing material: PA6
- contacts: nickel-plated contacts

IP20

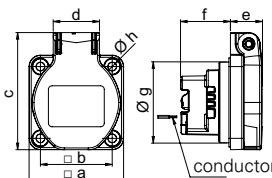


Socket outlet French/Belgian system

• STANDARD •	
16 Amp	
Poles	2P + E
Flange a [mm]	50,5
Fixing center b [mm]	38
c [mm]	62
d [mm]	25
e [mm]	18
f [mm]	24
g [mm]	43
h [mm]	4,2
Wire flexible [mm ²]	1 - 2x2,5
Wire solid [mm ²]	1 - 2x2,5
Contact screws [Ncm]	80
Weight [g]	45

- with screw terminals
- housing material: PA6
- contacts: nickel-plated contacts

IP54 splashproof

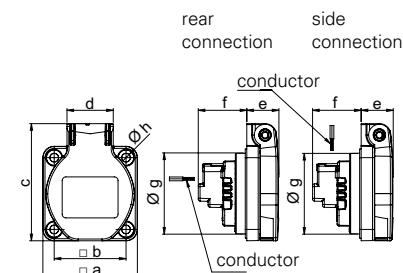


Socket outlet French/Belgian version

• STANDARD •	
16 Amp	
Poles	2P + E
Flange a [mm]	50
Fixing center b [mm]	38
c [mm]	62
d [mm]	25
e [mm]	17
f [mm]	26
g [mm]	43
h [mm]	4,5
Wire flexible [mm ²]	1 - 2x2,5
Wire solid [mm ²]	1 - 2x2,5
Weight [g]	46

- screwless connection technology
- housing material: PA6
- contacts: nickel-plated contacts
- rear connection

IP54 splashproof



Socket outlet French/Belgian version

	• STANDARD •		• SPECIAL •	
	16 Amp		16 Amp	
Poles	2P + E	2P + E	2P + E	2P + E
Flange a [mm]	50	70	75	
Fixing center b [mm]	38	56	60	
c [mm]	62	72	75	
d [mm]	25	25	25	
e [mm]	17	17	17	
f [mm]	26	26	26	
g [mm]	43	43	43	
h [mm]	4,5	5,5	5,5	
Wire flexible [mm ²]	1 - 2x2,5			
Wire solid [mm ²]	1 - 2x2,5			
Contact screws [Ncm]	80			
Weight [g]	46	50	54	

- with screw terminals
- housing material: PA6
- contacts: nickel-plated contacts

IP54 splashproof



Amp.	Poles	pack. unit	Abbreviations/Types	STANDARD	SPECIAL	SPECIAL
				250V~ 50/60Hz Flange 50x50	250V~ 50/60Hz Flange 70x70	250V~ 50/60Hz Flange 75x75
				Cat.No.	Cat.No.	Cat.No.

16	3	100
----	---	-----

P-NOVA PLUS+
„s“ side connection
color: white

10484-0ws



10484-0ws

16	3	100
16	3	100
16	3	100
16	3	100

P-NOVA PLUS+
rear connection (standard)
„s“ side connection
„c“ with shutter
„sc“ side connection, with shutter



1040-0b
1040-0bs
1040-0bc
1040-0bsc



1040-0b

16	3	100
16	3	100

S-NOVA®
rear connection (standard)
„c“ with shutter



108-0b
108-0bc

TURBOclick
TERMINAL



108-0b
108-0b

16	3	100
16	3	100
16	3	100
16	3	100

S-NOVA®
rear connection (standard)
„s“ side connection
„c“ with shutter
„sc“ side connection, with shutter



104-0b	104-7b	104-8b
104-0bs	104-7bs	104-8bs
104-0bc	104-7bc	104-8bc
104-0bsc	104-7bsc	104-8bsc



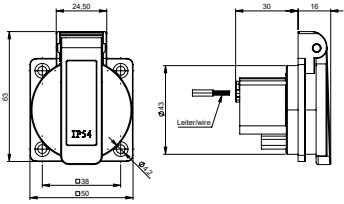
104-0b
Flange = 50x50

Special versions are available on request.

Information icons: i, socket symbols, NF logo, game controller, lightbulb, car, hash symbol.

Plugs and socket outlets

Flanged sockets conforming to Danish, English and Swiss system

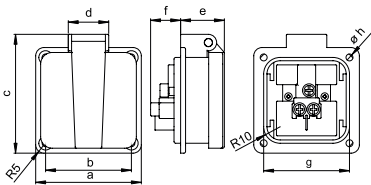


Socket outlet Danish system

	16 Amp
Poles	2P + E
a [mm]	50
b [mm]	38
c [mm]	63
d [mm]	24,5
e [mm]	16
f [mm]	30
g [mm]	43
h [mm]	4,2
Weight [g]	44

- with screw terminals
- housing material: PA6
- contacts: nickel-plated contacts

IP54 splashproof

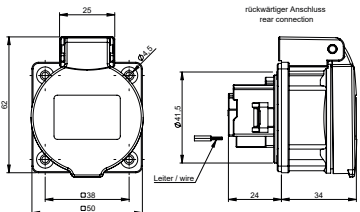


Socket outlet English version

	13 Amp	13 Amp
Poles	2P + E	2P + E
a [mm]	64	50
b [mm]	52	38
c [mm]	72	64
d [mm]	25	25
e [mm]	26,5	18
f [mm]	18	22
g [mm]	52	35
h [mm]	4,2	4,5
Weight [g]	70	60

- with screw terminals
- housing material: PA6

IP54 splashproof

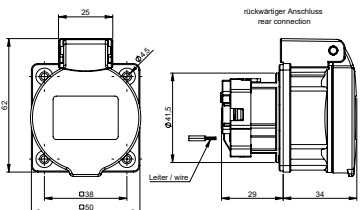


Socket outlet IP55 Swiss version T13 and T23

	10 Amp	16 Amp
Poles	2P + E	2P + E
Weight [g]	58	58

- with screw terminals
- housing material: PA6
- contacts: nickel-plated contacts

IP55 dust- and splashproof



Socket outlet IP55 Swiss version T15 and T25

	16 Amp
Poles	3L + N + PE
Weight [g]	67


- with screw terminals
- housing material: PA6
- contacts: nickel-plated contacts

IP55 dust- and splashproof




250V~	440V~
50/60Hz	50/60Hz


Amp.	Poles	pack. unit	Abbreviations/Types	Cat.No.	Cat.No.
------	-------	------------	---------------------	---------	---------

16	3	100	rear connection Flange: 50 x 50 blue	1030-0b	
16	3	100	rear connection Flange: 50 x 50 black	1030-0s	

1030-0b


13	3	100	side connection Flange: 64 x 64 black	1020-0s	
13	3	100	side connection Flange: 50 x 50 black	1020-5s	

1020-5s

10	3	100	T13 rear connection Flange: 50 x 50 black (lid blue), with Shutter	1313-0bc	
16	3	100	T23 rear connection Flange: 50 x 50 black (lid blue), with Shutter	1323-0bc	

1313-0bc

1323-0bc

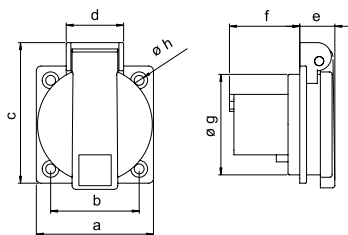
16	3	100	T25 rear connection Flange: 50 x 50 black (lid red)	1325-0r	
----	---	-----	---	---------	---

1325-0r

Information icons: i, electrical symbols, and other utility icons.

Plugs and socket outlets

Flanged sockets and accessories

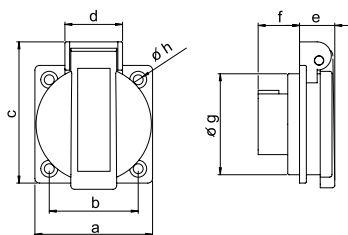


Socket outlet Italian system

	16 Amp
Poles	2P + E
a [mm]	50
b [mm]	38
c [mm]	61,5
d [mm]	25,5
e [mm]	14,5
f [mm]	29
g [mm]	43,6
h [mm]	4,2
Weight [g]	45

- with screw terminals
- housing material: PA6
- contacts: nickel-plated contacts

IP54 splashproof

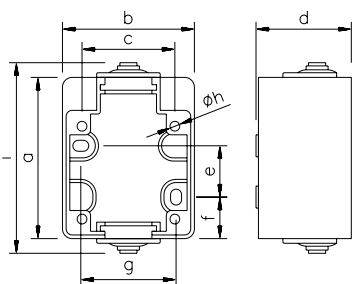


Socket outlet Australian system

	15 Amp
Poles	2P + E
a [mm]	50
b [mm]	38
c [mm]	62
d [mm]	24,5
e [mm]	17,5
f [mm]	14
g [mm]	42
h [mm]	4,2
Weight [g]	45

- with screw terminals
- housing material: PA6
- contacts: brass
- with gasket

IP54



Mounting box

S-NOVA® **P-NOVA PLUS+**

Advantages:

- easy mounting - long holes for screws
- hole distance dimensions- on the rear
- space between wall and box by nipples
- 2 entries (top and bottom)
- holes for dehydration available

- for sockets S-NOVA and P-NOVA Plus with hinged lid and flange size 50x50 mm
- suitable also for Swiss socket T23 1323-0bc and for Danish socket 1030-0b
- incl. flange gasket (d105-05)

IP44 splashproof

Flange gasket for P-NOVA plus and S-NOVA

Flange gasket can be mounted additionally if required. (e.g.: for uneven surfaces)

- material: rubber

P-NOVA plus: s=1mm
• flange 50x50mm

S-NOVA: s=1,5mm
• flange 50x50 / 70x70 / 75x75mm

Protective cover for P-NOVA plus and S-NOVA

- protective cover
- material: PP

Amp.
Poles
pack.
unit

Abbreviations/Types

Cat.No.

16 3 100

rear connection Flange: 50 x 50

1036-0s

black



15 3 100

rear connection Flange: 50 x 50

1037-0s

black



24
24

Mounting box for S-NOVA and P-NOVA+
Mounting box for S-NOVA and P-NOVA+

106-0
106-0g

blue
grey

Fields of application: designed for use in workshop halls, garages, industrial plants, outside walls,...

Mounting box is supplied complete.



Flange gasket for P-NOVA Plus 50x50



d105-05

Flange gasket for S-NOVA 50x50



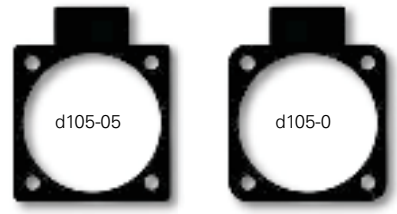
d105-0

Flange gasket for S-NOVA 70x70

d10570

Flange gasket for S-NOVA 75x75

d10575



100

transparent

ts105



Information icons: i, electrical symbols, and other navigation icons.

Plugs and socket outlets

Data socket, USB socket and accessories



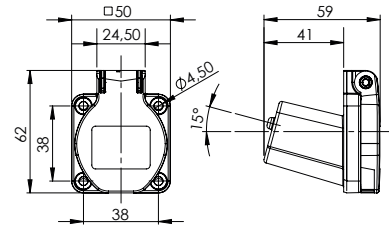
Data socket with CAT 6_A RJ45 module

- Data socket with hinged lid (2x opening)
- housing material: PA6 yellow
- incl. rubber seal with cable entry
- **incl. 2xCAT 6_A RJ45 module** (093617)

IP54 splashproof
(lid closed)

12k452-0e

pack.unit: 1



Data socket empty

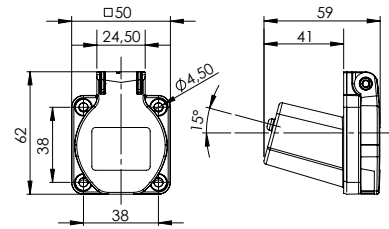
- Data socket with hinged lid
- housing material: PA6 yellow
- incl. rubber seal with cable entry
- **empty (without module)**

1x opening
2x opening

110m-0e

120m-0e

pack.unit: 1



Keystone module CAT 6_A

- CAT 6_A Keystone module, shielded, RJ45 to LSA stripes
- tool free cable installation,
- color coded acc. to EIA/TIA 568 A&B

093617

pack.unit: 1



Keystone module CAT 6_A RJ45/RJ45

- CAT 6_A Keystone module, shielded, RJ45 to RJ45

15270159

pack.unit: 1



Data module USB/USB

- USB 2.0 A / USB 2.0 A

086317

pack.unit: 1

Surface outlet with data socket

- Surface socket (see page 102)
- Data socket 2x Cat 6A RJ45 Modul
- M25 cable gland (double 7mm)
- IP44 (lid closed without inserted cable)

white

86312k452

pack.unit: 6



Mounting-set for flanged sockets 50x50 (38x38)

suitable for S-NOVA flanged socket and data socket

Set consists of

- plastic nut 4-times (isolated) 38x38
- countersunk screws (4 pcs.)

Mounting-set for panel thickness 1–4mm

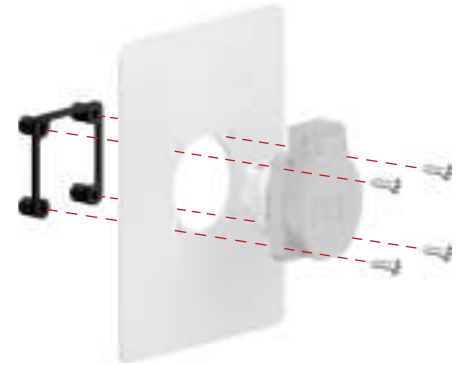
12k452-1/4

Mounting-set for panel thickness 4–8mm

12k452-4/8

Mounting-set for panel thickness 8–13mm

12k452-8/13



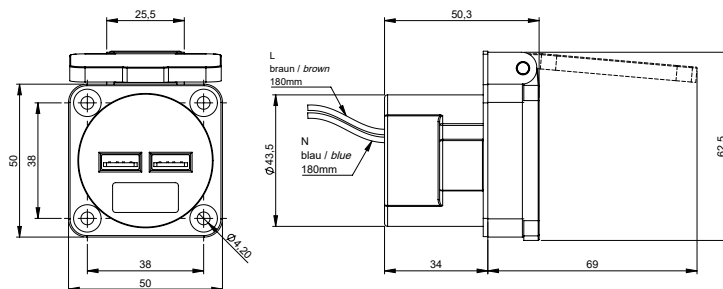
USB charging socket 5V/2,1A (2x) with integrated power supply unit

for charging and powering mobile devices with USB connector



- plastic housing, color: similar to RAL1023
- 2 pcs. USB type A sockets for simultaneous charging of 2 USB devices
- integrated electronic short circuit and overload protection
- input: 240V AC, 50/60Hz, 0,15A (ext. back-up fuse 6A characteristic B necessary)
- power supply: 2x connecting wires AWG 22-18, length: approx. 180mm
- output voltage: 2x 5V DC
- No-load consumption: 0.3W max.
- rated current: per connector 2.1A- with integrated load management 2.1A max.
- overvoltage category: II, protection class: II
- dimensions HxVxD: 62,5x50x50,3 mm, flange hole spacing: 38x38 mm
- incl. flange gasket (rubber)

Protection class: IP54 / IP20 (closed / open lid)



U25050

pack.unit: 20



Information icons: 'i', a socket icon, a USB icon, a power icon, a microphone icon, a game controller icon, a lightbulb icon, a car icon, and a hash symbol '#'. The USB icon is highlighted in a red box.




MADE IN AUSTRIA


NAUTILUS

WATERTIGHT PLUGS, SOCKETS AND CONNECTORS



IP66/68

Plug / Connector


- IP66/68 waterproof up to 2 bar / 2 h
- for severe conditions
- with/without shutter 
- robust design
- housing material PC/ABS
- protection cover with bayonet
- contact supporting part of PA6, glow wire test 850°C
- open contact screw head +/- (Typ H, Size 2)
- nickel-plated screw terminals
- cover and cap with elastic band
- axels and mounting screws in stainless V2A quality
- two earthing system (plug)
- very large hinged lid opening angle (~160°)
- 2 color versions:
 - blue (sim. RAL5005)
 - bronze-green (sim. RAL6031)
- optional: weapon norm approval VG96926

   Austrian/German system

   French/Belgian system




Screwless cable gland



Flanged socket

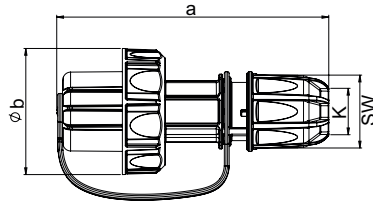
nickel-plated screw terminals, rear connection



Information icons: 'i', electrical symbols, a red button with a white symbol, and a '#' symbol.

NAUTILUS

Watertight plugs, sockets and connectors IP66/68

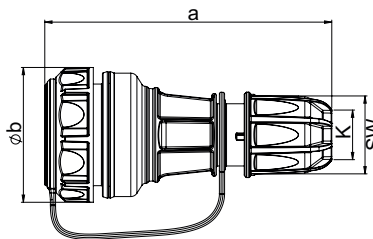


Plug with protection cap IP66/68

	16 Amp
Poles	2P + E
a [mm]	144
b Ø [mm]	65
K (cable Ø) [mm]	6- 19
SW [mm]	38
Wire flexible [mm ²]	1- 2,5
Contact screws [Ncm]	80
Weight [g]	120

- with screw terminals
- housing material: PC/ABS
- contacts: nickel-plated
- protection cap with band
- VG96926 (Weapon norm approval) on request!

IP66/68 watertight
up to 2 bar / 2h

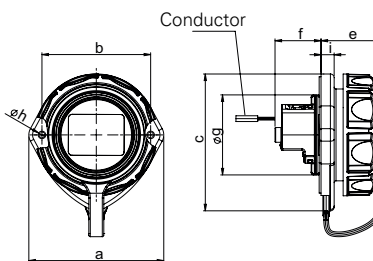


Connector with cap IP66/68

	16 Amp
Poles	2P + E
a [mm]	140
b Ø [mm]	65
K (cable Ø) [mm]	6- 19
SW [mm]	38
Wire flexible [mm ²]	1- 2,5
Contact screws [Ncm]	80
Weight [g]	136

- with screw terminals
- housing material: PC/ABS
- contacts: nickel-plated
- cap with band
- VG96926 (Weapon norm approval) on request!

IP66/68 watertight
up to 2 bar / 2h

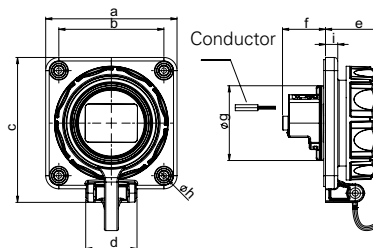


Flanged socket oval with cover band IP66/68

	16 Amp
Poles	2P + E
a [mm]	72
b [mm]	58
c [mm]	75
e [mm]	36
f [mm]	25
g [mm]	43
h [mm]	4
i [mm]	7
Wire flexible [mm ²]	1- 2x2,5
Wire solid [mm ²]	1- 2x2,5
Contact screws [Ncm]	80
Weight [g]	87

- with screw terminals
- housing material: PC/ABS
- contacts: nickel-plated contacts
- rear connection
- 2-point fastening
- VG96926 (Weapon norm approval) on request!

IP66/68 watertight
up to 2 bar / 2h



Flanged socket 75x75 mm with cover band IP66/68

	16 Amp
Poles	2P + E
a [mm]	75
b [mm]	60
c [mm]	84
d [mm]	30
e [mm]	36
f [mm]	25
g [mm]	43
h [mm]	5,5
i [mm]	7
Wire flexible [mm ²]	1- 2x2,5
Wire solid [mm ²]	1- 2x2,5
Contact screws [Ncm]	80
Weight [g]	101

- with screw terminals
- housing material: PC/ABS
- contacts: nickel-plated contacts
- rear connection
- 4-point fastening
- VG96926 (Weapon norm approval) on request!

IP66/68 watertight
up to 2 bar / 2h



Amp.	Poles	pack. unit	Abbreviations/Types	250V~ 50/60Hz blue	250V~ 50/60Hz bronzegreen
				Cat.No.	Cat.No.

16	3	10	Austrian/German System French/Belgian System 2-earthing systems	 20051-b	20051-u
----	---	----	---	--	---------




16	3	10	Austrian/German System	 SAFETY+	20251-b	20251-u
16	3	10	without shutter with shutter		20251-bc	20251-uc
16	3	10	French/Belgian System		20241-b	20241-u
16	3	10	without shutter with shutter		20241-bc	20241-uc



16	3	10	Austrian/German System	 SAFETY+	20351-9b	20351-9u
16	3	10	rear connection rear connection, with shutter		20351-9bc	20351-9uc
16	3	10	French/Belgian System		20341-9b	20341-9u
16	3	10	rear connection rear connection, with shutter		20341-9bc	20341-9uc



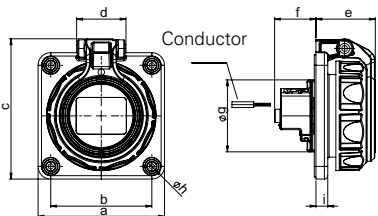
16	3	10	Austrian/German System	 SAFETY+	20351-8b	20351-8u
16	3	10	rear connection rear connection, with shutter		20351-8bc	20351-8uc
16	3	10	French/Belgian System		20341-8b	20341-8u
16	3	10	rear connection rear connection, with shutter		20341-8bc	20341-8uc



Information icons: i, electrical symbols, PD, safety symbols, and a hash symbol #.

NAUTILUS

watertight flanged sockets IP66/68

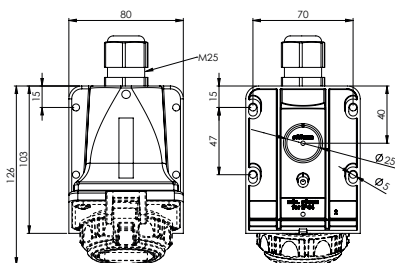


Flanged socket 75x75mm with hinged lid IP66/68

	16 Amp
Poles	2P + E
a [mm]	75
b [mm]	60
c [mm]	84
d [mm]	30
e [mm]	36
f [mm]	25
g [mm]	43
h [mm]	5,5
i [mm]	7
Wire flexible [mm ²]	1- 2x2,5
Wire solid [mm ²]	1- 2x2,5
Contact screws [Ncm]	80
Weight [g]	105

- with screw terminals
- housing material: PC/ABS
- contacts: nickel-plated contacts
- rear connection
- 4-point fastening

IP66/68 watertight
up to 2 bar / 2h

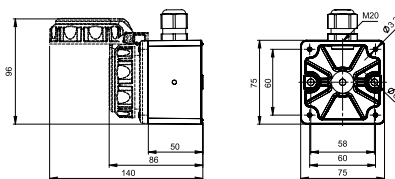


Wall housing for flanged socket 75x75mm IP66/68

Example:



- for flange size 75x75mm
- material: PA6
- 4-point fixation
- incl. mounting screws
- incl. cable gland M25



Surface housing for flanged socket 75x75mm IP66/68

Example:



- for flange size 75x75mm
- material: PA6
- 2-point fixation separated from connection area
- incl. mounting screws
- incl. cable gland M20



Fig.1

Opening and closing:

When opening the hinged lid it latches into a defined position which prevents the lid when closing in a half position (Fig.1) on the housing.

The open and closed position is visible by the position of the silver label to make sure, that the socket is closed all the way to be watertight.




Labelling field horizontal:
cover closed
waterproof



Labelling field NOT horizontal:
cover **not closed correctly** (no seal)

Amp.	Poles	pack. unit	Abbreviations/Types	250V~	250V~
				50/60Hz blue	50/60Hz bronze-green
				Cat.No.	Cat.No.

16	3	10	Austrian/German System rear connection	 SAFETY ⁺	20352-8b	20352-8u
					20352-8bc	20352-8uc
16	3	10	French/Belgian System rear connection		20342-8b	20342-8u
					20342-8bc	20342-8uc



		10	grey wall housing (empty)		20168g	20168.u
--	--	----	------------------------------	--	--------	---------




		10	surface housing, no opening (blind)		80068	80068.u
		10	surface housing with 1x cable gland M20		80168	80168.u



Screw head seal:

Plastic bed „A“ acts as an additional screw head seal to prevent water entering through the screw head.
 Flange gasket (seal) „B“ additionally prevents water entering through the threaded shaft of the screw.



Information icons: i, electrical symbols, PD, safety symbols, microphone, game controller, lightbulb, car, and #.

TAURUS²

Der Schutzkontaktstecker



The new **TAURUS²** impresses with its modern design and extraordinary versatility. The functional design guarantees simple and fast assembly and unbeatable user-friendliness.



100%
MADE IN AUSTRIA

- for severe conditions
- 16A 250V~
- single and dual earthing system

Torques:	
contact screws:	80Ncm
strain relief/housing screw:	110Ncm

- ✓ easy disassembly of housing
- ✓ large connection area
- ✓ simple mounting of the contact carriers
- ✓ internal strain relief
- ✓ easy to use cable clamp elements (open screws)
- ✓ all contact screws can be adjusted from a single direction


QUALITY
IN EVERY DETAIL

Solid rubber version
contact carrier rubber (TPE)



Rubber version
contact carrier polyamide (PA6)

funnel inlet of
conductors



open +/- contact
screws (PH2)

PE terminal leading
(no need to shorten
L and N conductor)

open strain relief
(PA6)

2x8
COLOR VARIATIONS

Standard version
housing black / ring red



special colors **ring**



special colors **housing**



TAURUS²

Der Schutzkontaktstecker

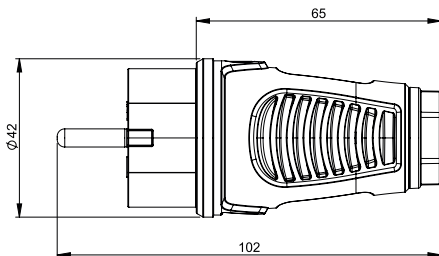
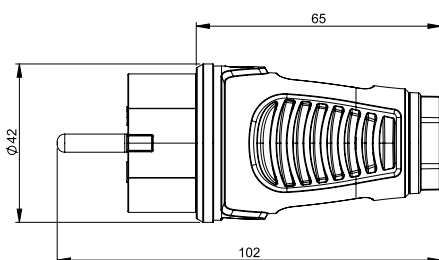
Plug IP54

Safety plug Series TAURUS²

- rubber version (housing TPE, contact carriers PA6) or
- solid rubber version (housing TPE, contact carriers TPE)
- Austrian/German system or dual earthing system
- color (housing/ring): black/red (standard)
- protection class: **IP54** splashproof



0522-sr



Austrian/German system



Version	Rubber	Solid rubber
contact carriers	Polyamide (PA6)	Rubber (TPE)
Austrian/German	0511-sr	0512-sr



pack. unit = 30 pcs. (minimum order quantity)



Dual earthing system



Version	Rubber	Solid rubber
contact carriers	Polyamide (PA6)	Rubber (TPE)
dual earthing system	0521-sr	0522-sr



pack. unit = 30 pcs. (minimum order quantity)



Special colors ring (MOQ 200 pcs.)	black	orange	yellow	green	blue	white	dark gray
Austrian/German rubber	0511-ss	0511-so	0511-se	0511-shu	0511-sb	0511-sw	0511-sdg
Austrian/German solid rubber	0512-ss	0512-so	0512-se	0512-shu	0512-sb	0512-sw	0512-sdg
dual earthing system rubber	0521-ss	0521-so	0521-se	0521-shu	0521-sb	0521-sw	0521-sdg
dual earthing system solid rubber	0522-ss	0522-so	0522-se	0522-shu	0522-sb	0522-sw	0522-sdg



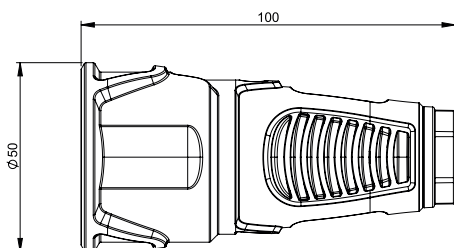
Special colors housing (MOQ 500 pcs.)	red	orange	yellow	green	blue	light gray	anthracite
Austrian/German rubber	0511-rs	0511-os	0511-es	0511-us	0511-bs	0511-gs	0511-as
Austrian/German solid rubber	0512-rs	0512-os	0512-es	0512-us	0512-bs	0512-gs	0512-as
dual earthing system rubber	0521-rs	0521-os	0521-es	0521-us	0521-bs	0521-gs	0521-as
dual earthing system solid rubber	0522-rs	0522-os	0522-es	0522-us	0522-bs	0522-gs	0522-as



Connector IP20

Safety connector Series TAURUS²

- rubber version (housing TPE, contact carriers PA6) or
- solid rubber version (housing TPE, contact carriers TPE)
- Austrian/German or French/Belgian system
- with or without shutter
- color (housing/ring): black/red (standard)
- Protection class: **IP20**



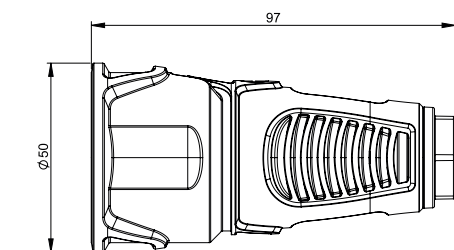
Austrian/German system



Version	Rubber	Solid rubber
contact carriers	Polyamide (PA6)	Rubber (TPE)
Austrian/German	2510-sr	2520-sr
Austrian/German with shutter SAFETY+	2510-src	–



pack. unit = 20 pcs. (minimum order quantity)



French/Belgian system



Version	Rubber	Solid rubber
contact carriers	Polyamide (PA6)	Rubber (TPE)
French/Belgian	2410-sr	–
French/Belgian with shutter	NF 2410-src	–

pack. unit = 20 pcs. (minimum order quantity)



Special colors ring (MOQ 200 pcs.)	black	orange	yellow	green	blue	white	dark gray
Austrian/German rubber	2510-ss	2510-so	2510-se	2510-shu	2510-sb	2510-sw	2510-sdg
Austrian/German rubber with shutter	2510-ssc	2510-soc	2510-sec	2510-shuc	2510-sbc	2510-swc	2510-sdgc
Austrian/German solid rubber	2520-ss	2520-so	2520-se	2520-shu	2520-sb	2520-sw	2520-sdg
French/Belgian rubber	2410-ss	2410-so	2410-se	2410-shu	2410-sb	2410-sw	2410-sdg
French/Belgian rubber with shutter	2410-ssc	2410-soc	2410-sec	2410-shuc	2410-sbc	2410-swc	2410-sdgc



Special colors housing (MOQ 500 pcs.)	red	orange	yellow	green	blue	light gray	anthracite
Austrian/German rubber	2510-rs	2510-os	2510-es	2510-us	2510-bs	2510-gs	2510-as
Austrian/German rubber with shutter	2510-rsc	2510-osc	2510-esc	2510-usc	2510-bsc	2510-gsc	2510-asc
Austrian/German solid rubber	2520-rs	2520-os	2520-es	2520-us	2520-bs	2520-gs	2520-as
French/Belgian rubber	2410-rs	2410-os	2410-es	2410-us	2410-bs	2410-gs	2410-as
French/Belgian rubber with shutter	2410-rsc	2410-osc	2410-esc	2410-usc	2410-bsc	2410-gsc	2410-asc



TAURUS²

Der Schutzkontaktstecker

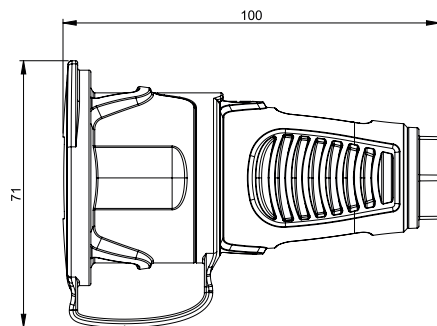
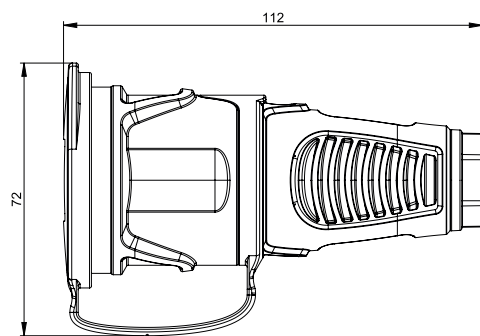
Connector IP54 with cap

Safety connector Series TAURUS²

- rubber version (housing TPE, contact carriers PA6) or
- solid rubber version (housing TPE, contact carriers TPE)
- Austrian/German or French/Belgian system
- with or without shutter
- with cap and band
- color (housing/ring): black/red (standard)
- Protection class: **IP54** splashproof



2521-sr



Austrian/German system



Version	Rubber	Solid rubber
contact carriers	Polyamide (PA6)	Rubber (TPE)
Austrian/German	2511-sr	2521-sr
Austrian/German with shutter SAFETY ⁺	2511-src	–



pack. unit = 20 pcs. (minimum order quantity)



French/Belgian system



Version	Rubber	Solid rubber
contact carriers	Polyamide (PA6)	Rubber (TPE)
French/Belgian	2411-sr	–
French/Belgian with shutter	NF 2411-src	–



pack. unit = 20 pcs. (minimum order quantity)



Special colors ring (MOQ 200 pcs.)	black	orange	yellow	green	blue	white	dark gray
Austrian/German rubber	2511-ss	2511-so	2511-se	2511-shu	2511-sb	2511-sw	2511-sdg
Austrian/German rubber with shutter	2511-ssc	2511-soc	2511-sec	2511-shuc	2511-sbc	2511-swc	2511-sdgc
Austrian/German solid rubber	2521-ss	2521-so	2521-se	2521-shu	2521-sb	2521-sw	2521-sdg
French/Belgian rubber	2411-ss	2411-so	2411-se	2411-shu	2411-sb	2411-sw	2411-sdg
French/Belgian rubber with shutter	2411-ssc	2411-soc	2411-sec	2411-shuc	2411-sbc	2411-swc	2411-sdgc



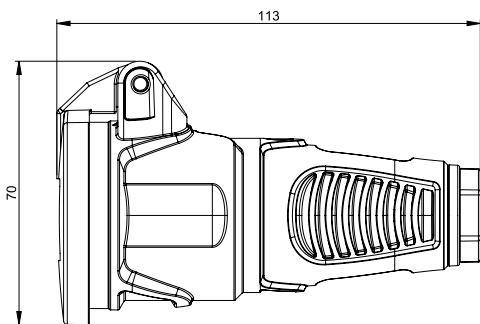
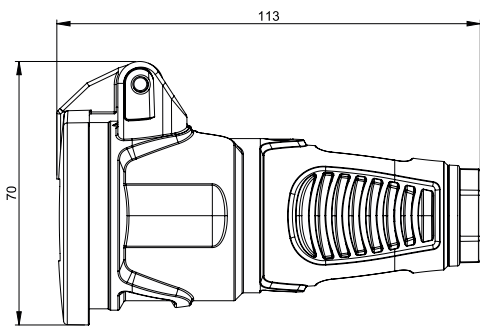
Special colors housing (MOQ 500 pcs.)	red	orange	yellow	green	blue	light gray	anthracite
Austrian/German rubber	2511-rs	2511-os	2511-es	2511-us	2511-bs	2511-gs	2511-as
Austrian/German rubber with shutter	2511-rsc	2511-osc	2511-esc	2511-usc	2511-bsc	2511-gsc	2511-asc
Austrian/German solid rubber	2521-rs	2521-os	2521-es	2521-us	2521-bs	2521-gs	2521-as
French/Belgian rubber	2411-rs	2411-os	2411-es	2411-us	2411-bs	2411-gs	2411-as
French/Belgian rubber with shutter	2411-rsc	2411-osc	2411-esc	2411-usc	2411-bsc	2411-gsc	2411-asc



Connector IP54 with hinged lid

Safety connector Series TAURUS2

- rubber version (housing TPE, contact carriers PA6) or
- solid rubber version (housing TPE, contact carriers TPE)
- Austrian/German or French/Belgian system
- with or without shutter
- with self closing hinged lid
- color (housing/ring): black/red (standard)
- Protection class: **IP54** splashproof



Austrian/German system



Version	Rubber	Solid rubber
contact carriers	Polyamide (PA6)	Rubber (TPE)
Austrian/German	2512-sr	2522-sr
Austrian/German with shutter SAFETY+	2512-src	-



pack. unit = 20 pcs. (minimum order quantity)



French/Belgian system



Version	Rubber	Solid rubber
contact carriers	Polyamide (PA6)	Rubber (TPE)
French/Belgian	2412-srw	-
French/Belgian with shutter	2412-srcw	-



pack. unit = 20 pcs. (minimum order quantity)



Special colors ring (MOQ 200 pcs.)	black	orange	yellow	green	blue	white	dark gray
Austrian/German rubber	2512-ss	2512-so	2512-se	2512-shu	2512-sb	2512-sw	2512-sdg
Austrian/German rubber with shutter	2512-ssc	2512-soc	2512-sec	2512-shuc	2512-sbc	2512-swc	2512-sdgc
Austrian/German solid rubber	2522-ss	2522-so	2522-se	2522-shu	2522-sb	2522-sw	2522-sdg
French/Belgian rubber	2412-ssw	2412-sow	2412-sew	2412-shuw	2412-sbw	2412-sww	2412-sdgw
French/Belgian rubber with shutter	2412-sscw	2412-socw	2412-secw	2412-shucw	2412-sbcw	2412-swcw	2412-sdgcw




Special colors housing (MOQ 500 pcs.)	red	orange	yellow	green	blue	light gray	anthracite
Austrian/German rubber	2512-rs	2512-os	2512-es	2512-us	2512-bs	2512-gs	2512-as
Austrian/German rubber with shutter	2512-rsc	2512-osc	2512-esc	2512-usc	2512-bsc	2512-gsc	2512-asc
Austrian/German solid rubber	2522-rs	2522-os	2522-es	2522-us	2522-bs	2522-gs	2522-as
French/Belgian rubber	2412-rsw	2412-osw	2412-esw	2412-usw	2412-bsw	2412-gsw	2412-asw
French/Belgian rubber with shutter	2412-rscw	2412-oscw	2412-escw	2412-uscw	2412-bscw	2412-gscw	2412-ascw



TOPTAURUS²

Der Schutzkontaktstecker



The new series **TOPTAURUS²** safety plugs and connectors is now even easier to assemble thanks to the innovative quick locking system: the completely new design in the rubberized housing allows for the shortest connection times and outstanding haptics - optionally with LED voltage indicator (connector).



Plug IP54


Connector IP20

Connector IP54
with cap

Connector IP54
with hinged lid



100%
MADE IN AUSTRIA

- for severe conditions 
- 16A 250V~
- dual earthing system

Torques:

contact screws:	80Ncm
housing (strain relief):	400Ncm

STRONG-QUICK-UNIQUE

- ✓ minimum assembly time due to screwless quick locking system for the housing cover and strain relief
- ✓ rubberized surface for optimum feel and perfect grip
- ✓ easy mounting and dismounting of the contact carrier
- ✓ open contact screws - all operable from one direction
- ✓ connector: LED operating voltage indicator (optional)



6 COLORS AVAILABLE



LED operating voltage indicator

for visual indication if voltage is present.
(suitable for repeating tests)



QUICK & EASY ASSEMBLY


1 Push in direction of the arrow to unlock contact carrier



2 Pull out contact carrier



3 Insert and connect cable



4 Tighten housing cover
contact carrier is automatically locked and strain relief is tightened



READY!



TOP TAURUS2

Der Schutzkontaktstecker

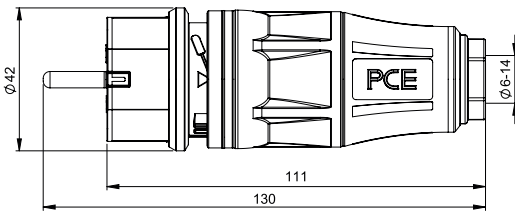
Plug IP54

Safety plug series TOPTAURUS2

- material: PA6, 2-component rubberized
- system: dual earthing system
- screwless quick lock system for housing cover and strain relief
- color: black/red
- protection class: **IP54** dust- and splashproof



05721-sr



version	dual earthing system
plug IP54	05721-sr



pack.unit = 20 pcs.

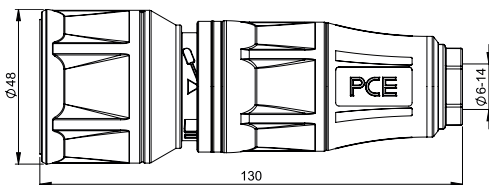
Connector IP20

Safety connector series TOPTAURUS2

- material: PA6, 2-component rubberized
- system: Austrian/German
- screwless quick lock system for housing cover and strain relief
- color: black/red
- optional: LED voltage indicator light
- protection class: **IP20**



25710-sr



version		Austr./German
connector IP20		25710-sr
connector IP20 with shutter	SAFETY+	25710-src
connector IP20 with LED voltage indicator	LED	25730-sr
connector IP20 with shutter and with LED voltage indicator	LED SAFETY+	25730-src

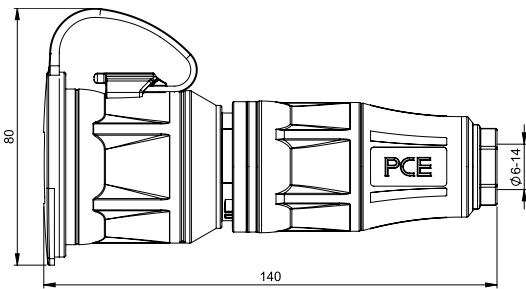


pack.unit = 10 pcs.

Connector IP54 with cap

Safety connector series TOPTAURUS2

- material: PA6, 2-component rubberized
- system: Austrian/German or French/Belgian
- cap with band
- screwless quick lock system for housing cover and strain relief
- color: black/red
- optional: LED voltage indicator light
- protection class: **IP54** dust- and splashproof



25711-sr



version	Austr./German	French/Belgian
connector IP54 with cap	25711-sr	24711-sr
with shutter SAFETY+	25711-src	24711-src
with LED voltage indicator LED	25731-sr	24731-sr
with shutter and with LED voltage indicator LED SAFETY+	25731-src	24731-src

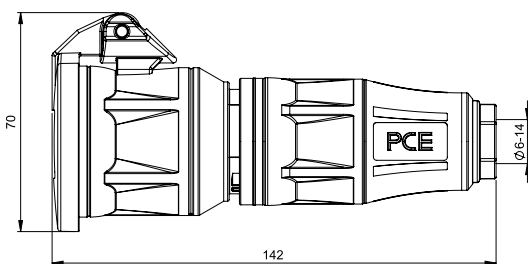


pack.unit = 10 pcs.

Connector IP54 with hinged lid

Safety connector series TOPTAURUS2

- material: PA6, 2-component rubberized
- system: Austrian/German or French/Belgian
- cover with hinged lid
- screwless quick lock system for housing cover and strain relief
- color: black/red
- optional: LED voltage indicator light
- protection class: **IP54** dust- and splashproof



25712-sr



Version	Austr./German	French/Belgian
connector IP54 with hinged lid	25712-sr	24712-sr
with shutter SAFETY+	25712-src	24712-src
with LED voltage indicator LED	25732-sr	24732-sr
with shutter and with LED voltage indicator LED SAFETY+	25732-src	24732-src



pack.unit = 10 pcs.



3-way connector

TAURUS 

TOPTAURUS 



optional LED

(voltage indication on the back)

100%
MADE IN AUSTRIA

FULL FLEXIBILITY...



SELECTION OPTIONS:

- 01 Strain relief**
external / internal
- 02 Earthing system**
Austrian/German or French/Belgian
- 03 Cap**
with hinged lid / with band
- 04 Contact carrier**
TPE (solid rubber) / PA6 (rubber)
- 05 Shutter**
with / without shutter
- 06 LED**
with / without LED voltage indicator
- 07 Connection terminal**
3 pole / 5 pole
- 08 Colors**
7 colors available

01 Strain relief

TAURUS

internal strain relief
with cable clamp and bend protection sleeve



TOPTAURUS

external strain relief
quick and easy assembly, incl. optimum bend protection



- 
- 
- 
- 
- 
- 
- 
- 
- 
- 
- 
- 
- 

3-way connector

02 Earthing system

Austrian/German system

Type F - with earth lug



French/Belgian system

Typ E - with earth pin



03 Cap

cap with band



cap with hinged lid
self closing

04 Contact carrier

TPE (≙ solid rubber)

housing TPE + contact carrier TPE = solid rubber version



Contact carrier insert made of high-quality thermoplastic elastomer material (TPE) for the toughest conditions and extremely high loads

PA6 (≙ rubber)

housing TPE + contact carrier PA6 = rubber version



Contact carrier insert made of robust PA6 plastic

05 Shutter

rotary shutter

(optional) for increased contact protection



06 LED

LED voltage indicator

(optional) for visual indication if voltage is present.

The LED offers particular advantages when testing the insulation resistance between L and N during repetitive tests.



07 Connection terminal

3 pole

Connection terminal with clamping range 1–2,5 mm²



5 pole

Allocation of the 3 sockets to the individual phases L1, L2 and L3 for supply cable CEE 16A 5p



08 available colors

Colors (similar to RAL)	red (RAL3000)	black (RAL9005)	dark gray (RAL7046)	blue (RAL5017)	green (RAL6018)	yellow (RAL1023)	orange (RAL2011)
Color code	sr	ss	sdg	sb	shu	se	so

Hinged lid version (standard black/red)



Cap with band version (standard black/red)



Information icons: 'i', a smiley face, a plug icon, a PD icon, a face with a dot, a plug icon, a microphone icon, a game controller icon, a lightbulb icon, a car icon, and a hash symbol '#'. The plug icon is highlighted in red.



3-way connector

3-way connector with cap IP54

- cap with band
- internal strain relief
- versions: rubber (contact carrier PA6)
solid rubber (contact carrier TPE)
- sealing bulge (Austrian/German system only)
- optional: shutter
- ready pre-wired on main terminal 3p or 5p

IP54 dust- and splashproof

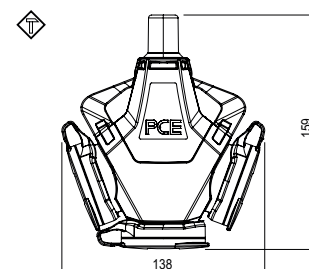
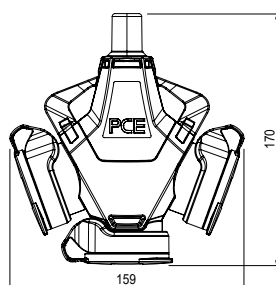


cap with band version	Austrian/German system 	
	rubber (PA6)	solid rubber (TPE)
3-way connector Taurus2	253711-sr	253721-sr
3-way connector Taurus2 with shutter	253711-src	–
3-way connector Taurus2 5 pole	253711-sr5	253721-sr5
3-way connector Taurus2 5 pole with shutter	253711-src5	–

French/Belgian system
rubber (PA6)
243711-sr
243711-src
243711-sr5
243711-src5



5-pole:



3-way connector with hinged lid IP54

- hinged lid (self closing)
- internal strain relief
- versions: rubber (contact carrier PA6)
solid rubber (contact carrier TPE)
- sealing bulge (Austrian/German system only)
- optional: shutter
- ready pre-wired on main terminal 3p or 5p

IP54 dust- and splashproof

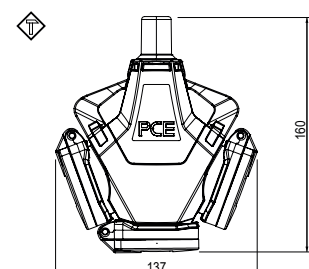
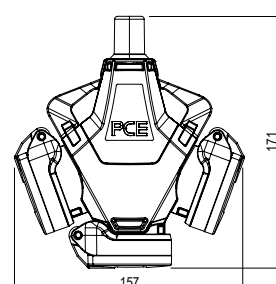


hinged lid version	Austrian/German system 	
	rubber (PA6)	solid rubber (TPE)
3-way connector Taurus2	253712-sr	253722-sr
3-way connector Taurus2 with shutter	253712-src	–
3-way connector Taurus2 5 pole	253712-sr5	253722-sr5
3-way connector Taurus2 5 pole with shutter	253712-src5	–

French/Belgian system
rubber (PA6)
243712-sr
243712-src
243712-sr5
243712-src5



5-pole:



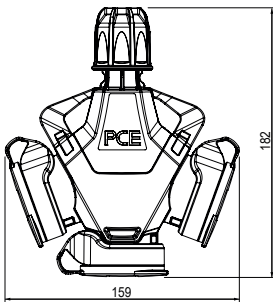
TOP TAURUS 2

3-way connector

3-way connector with cap IP54

- cap with band
- external strain relief
- versions: rubber (contact carrier PA6)
solid rubber (contact carrier TPE)
- sealing bulge
- optional: shutter, LED voltage indicator
- ready pre-wired on main terminal 3p or 5p

IP54 dust- and splashproof



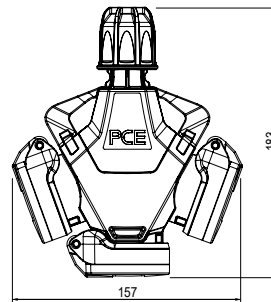
cap with band version	Austrian/German system	
	rubber (PA6)	solid rubber (TPE)
3-way connector TopTaurus2	253811-sr	253821-sr
3-way connector TopTaurus2 with shutter SAFETY+	253811-src	-
3-way connector TopTaurus2 with LED	253831-sr	253841-sr
3-way connector TopTaurus2 with LED + shutter SAFETY+	253831-src	-
3-way connector TopTaurus2 5 pole	253811-sr5	253821-sr5
3-way connector TopTaurus2 5 pole + shutter	253811-src5	-



3-way connector with hinged lid IP54

- hinged lid (self closing)
- external strain relief
- versions: rubber (contact carrier PA6)
solid rubber (contact carrier TPE)
- sealing bulge
- optional: shutter, LED voltage indicator
- ready pre-wired on main terminal 3p or 5p

IP54 dust- and splashproof



hinged lid version	Austrian/German system	
	rubber (PA6)	solid rubber (TPE)
3-way connector TopTaurus2	253812-sr	253822-sr
3-way connector TopTaurus2 with shutter SAFETY+	253812-src	-
3-way connector TopTaurus2 with LED	253832-sr	253842-sr
3-way connector TopTaurus2 with LED + shutter SAFETY+	253832-src	-
3-way connector TopTaurus2 5 pole	253812-sr5	253822-sr5
3-way connector TopTaurus2 5 pole + shutter	253812-src5	-



3-way connectors are also perfect for hanging use!

• Suspension kit for 3-way connector (L=300mm) 2563-1

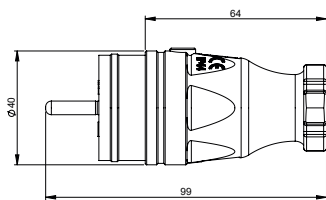


Information icons: 'i', a 3-pin plug, a 4-pin plug, a 5-pin plug, a 6-pin plug, a 7-pin plug, a 8-pin plug, a 9-pin plug, a 10-pin plug, a 12-pin plug, a 15-pin plug, a 16-pin plug, a 17-pin plug, a 18-pin plug, a 19-pin plug, a 20-pin plug, a 21-pin plug, a 22-pin plug, a 23-pin plug, a 24-pin plug, a 25-pin plug, a 26-pin plug, a 27-pin plug, a 28-pin plug, a 29-pin plug, a 30-pin plug, a 31-pin plug, a 32-pin plug, a 33-pin plug, a 34-pin plug, a 35-pin plug, a 36-pin plug, a 37-pin plug, a 38-pin plug, a 39-pin plug, a 40-pin plug, a 41-pin plug, a 42-pin plug, a 43-pin plug, a 44-pin plug, a 45-pin plug, a 46-pin plug, a 47-pin plug, a 48-pin plug, a 49-pin plug, a 50-pin plug, a 51-pin plug, a 52-pin plug, a 53-pin plug, a 54-pin plug, a 55-pin plug, a 56-pin plug, a 57-pin plug, a 58-pin plug, a 59-pin plug, a 60-pin plug, a 61-pin plug, a 62-pin plug, a 63-pin plug, a 64-pin plug, a 65-pin plug, a 66-pin plug, a 67-pin plug, a 68-pin plug, a 69-pin plug, a 70-pin plug, a 71-pin plug, a 72-pin plug, a 73-pin plug, a 74-pin plug, a 75-pin plug, a 76-pin plug, a 77-pin plug, a 78-pin plug, a 79-pin plug, a 80-pin plug, a 81-pin plug, a 82-pin plug, a 83-pin plug, a 84-pin plug, a 85-pin plug, a 86-pin plug, a 87-pin plug, a 88-pin plug, a 89-pin plug, a 90-pin plug, a 91-pin plug, a 92-pin plug, a 93-pin plug, a 94-pin plug, a 95-pin plug, a 96-pin plug, a 97-pin plug, a 98-pin plug, a 99-pin plug, a 100-pin plug.



Safety plugs

Plug French/Belgian system IP44



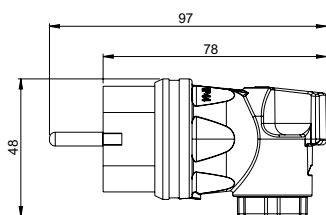
IP44 splashproof



Version:	Rubber	Solid rubber
Contact carriers	polyamide (PA6)	rubber (TPE)
french/belgian	0531-s	0532-s

pack.unit: 30 pcs.

Angled plug (rubber / solid rubber) IP44



IP44 splashproof

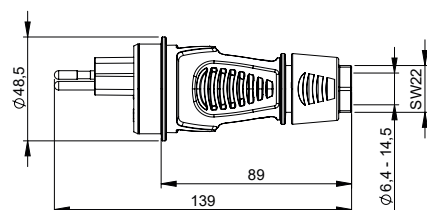


Insert:	acc. Austrian/German system	dual earthing system	acc. French/Belgian System
Polyamide	05811-s	05821-s	05831-s
Rubber	05812-s	05822-s	05832-s

pack.unit: 20 pcs.

Safety plug T13 and T23 Swiss system IP55

- screw contact
- material; PA6 / TPE
- external cable gland



IP55 dust- and splashproof

version	T13	T23
system	Swiss system 10A 3p IP55	Swiss system 16A 3p IP55
Cat.No.	0313-ss	0323-ss

pack unit: 20 pcs.

PA/PP safety plugs and sockets

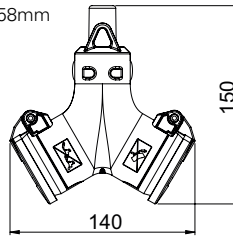
2-way connector with hinged lid IP44

- with hinged lid
- Insert: polyamide

IP44 splashproof



Height = 58mm



Insert:	acc. Austrian/German system	acc. French/Belgian System
Polyamide	25212-r	24212-r
Polyamide with shutter	25212-rc	24212-rc

pack.unit: 10 pcs.

Safety plugs and connectors

Polypropylene (PP)

dual earthing system

Plug

- Polypropylene (PP)

IP20

Color	pack. unit	cable entry central	cable entry side
white	50	08266	08309
brown	50	08282	08325
black	50	08295	08338
grey	50	08279	08312



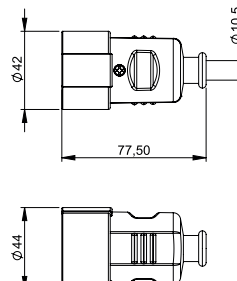
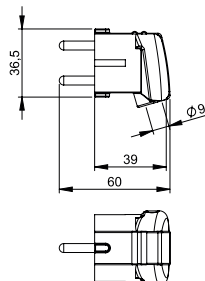
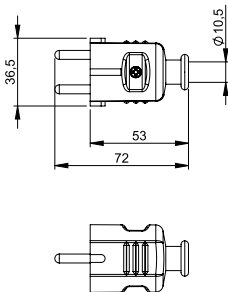
Connector

- Polypropylene (PP)

IP20

Color	pack. unit	acc. Aust./Germ. system	acc. French/Belg. system*
white	25	05148	08224
brown	25	05164	
black	25	05177	08253
grey	25	05180	

*without shutter



Plug British system 13A

Plug

- Polyamide
- with integrated 13A fuse
- Cable entry: side

IP32

Color	pack. unit.	acc. british system cable entry side
black	10	00200






PCE



MADE IN AUSTRIA



PROTECT - CHECK - SWITCH

		Page
	Mobile personal protection device PRCD-S+, PRCD-K+, NM5p, Safety distribution boxes	206
	CEE diagnostic plug	210
	CEE current measurement plug	211
	Adaptors	212
	Motor protection switch	213
	Motor protection plugs	214



PRCD-S+

The crucial **PLUS** in safety!

Mobile personal protection device to prevent electrical injury especially on construction sites.

Advantages and functions:

- 1 Before every switch-on procedure and during operation a **fully automatic** verification is performed in order to check the correct supply conditions. **The classic "test button" is eliminated.**
- 2 Measuring errors caused, for example, by the wearing of a glove when switching on are indicated by the signal unit flashing red. In this case, the **PRCD-S+** from PCE gives a visual warning and **does not switch on.**
- 3 The **LED signal unit** (red/green) visualizes error situations and offers a permanent status indication.
- 4 The PE conductor circuit is switched on in advance and switched off with a delay.
- 5 Failure situations like external voltage on the PE conductor or fault current above rated values cause an **interruption of L and N.** **The PE conductor stays closed** and keeps being monitored!
- 6 Overvoltage will be detected- the **PRCD-S+** switches off or cannot be switched on.
- 7 Undervoltage will be recognized and the **PRCD-S+** switches off.
- 8 The **PRCD-S+** recognises conductor interruptions or wiring errors from the source system.
- 9 The **PRCD-S+** from PCE is very handy and light weight, much simpler in comparison to an isolation transformer and cheaper in acquisition and usage.

PCE's **PRCD-S+** protects the user against incorrect electrical installations.

- ✓ N or L conductor interrupted
- ✓ External voltage on the PC conductor
- ✓ Surge voltage
- ✓ Wiring errors (L and PE conductor reversed)
- ✓ PE conductor interrupted
- ✓ Undervoltage or voltage failure
- ✓ Fault currents with rated values of 30mA (or 10mA)

www.prcd-s.info

PRCD-S+ safety protection devices with comprehensive personal protection

PRCD-S+ Mobile personal protection device

- for direct use inline with connection cords
- Cable inline version **PRCD-S+** 16A 30mA IP55
- Cable inline version **PRCD-S+** 16A 10mA IP55

967011355

967011155



PRCD-S+ Safety extension cord IP44

4670001

- 3m H07RN-F 3G1,5
- with mobile personal protection device **PRCD-S+** 16A 230V~ 30mA
- mounted rubber safety plug and rubber safety connector 16A 250V~



PRCD-S+ Safety extension cord with 3-way connector IP44

4670002

- 3m H07RN-F 3G1,5
- with mobile personal protection device **PRCD-S+** 16A 230V~ 30mA
- mounted rubber safety plug and rubber 3-way connector 16A 250V~



PRCD-S+ Safety cable reel XREEL®250

- 25m H07RN-F 3G1,5
- 3x safety sockets (individually replaceable) with sealing bulge and self closing hinged lid 16A 250V, thermo protection switch and rubber safety plug (dual earthing system)
- Including mobile personal protection device **PRCD-S+** 16A 250V~ 30mA, IP44

9250027-p



PRCD-S+ Safety cable reel XREEL®310

- 40m H07RN-F 3G2,5
- 4x safety sockets (individually replaceable) with sealing bulge and self closing hinged lid 16A 250V, thermo protection switch, power indicator light and rubber safety plug (dual earthing system).
- Including mobile personal protection device **PRCD-S+** 16A 250V~ 30mA, IP44

9350001-p



PRCD-S+ Carrying case

000256

Robust, stackable carrying case made of polypropylen for perfect storage and carrying of your **PRCD-S+** safety device or any other equipment.

- outside dimensions: 388x388x110mm (WxHxD)
- inside dimensions: 370x295x100mm (WxHxD)



PRCD-K+ safety protection devices for IT power grids with comprehensive personal protection



PRCD-K+ personal protection device for IT power grids for direct use inline

- **PRCD-K+ safety personal protection device (green button):**
The PRCD-K+ is an all-pole switching mobile personal safety device with electronic fault evaluation for use between any socket of the power generator and the consuming device, if possible directly behind each socket.
 - Unlike the PRCD-S+, the PRCD-K+ has no PE monitoring, as it has been developed exclusively for use in IT power grids (isolating transformers, power generators, etc...).
 - **The PRCD-K+ recognizes and protects in the following cases:**
 - N or L conductor interrupted
 - Undervoltage or voltage failure
 - Surge voltage
 - DC voltage
 - Wiring errors
 - Rated differential current $\geq 30\text{mA}$
- To protect against surge voltage in the PE conductor varistors are built-in, which shut off all poles of the PRCD-K+. Therefore, the highest possible personal protection is given!*
- Cable inline version **PRCD-K+** 16A 30mA IP55

968011355



PRCD-K+ Safety extension cord IP54

- 3m H07RN-F 3G1,5
- with mobile personal protection device **PRCD-K+** 16A 230V~ 30mA IP55
- mounted rubber safety plug and rubber safety connector 16A 250V~

4680001

PRCD-S protective switching device 3-phase with comprehensive personal protection



NM5p Network monitor device

- **The microprocessor-controlled network monitor device NM5p is used to monitor phases, neutral and grounding of 5-pin 400V plug-in devices in TT & TN power supply networks.**
- **PRCD-S protection device:**
The NM5p mains monitoring device provides reliable protection against electrical accidents in the event of faults on the power supply side when installed in accordance with the regulations for RCDs and contactors (example: faultily wired plug-in devices).
- **NM5P monitoring device** for DIN rail mounting (2TE) with push button
Input: L1 / L2 / L3 / N / PE and connection for external button
Output: control for 2x contactor (K1 and K2)

47365

Fault detection:

NM5p cannot be switched on or switches off in the event of:

- **Phase fault:**
Drop of one or more phase voltages against star point below $183V_{\text{rms}}$
→ main circuit cannot be switched on or switches off.
- **Neutral conductor missing or carrying voltage against protective conductor:**
Rise of neutral voltage $>20V_{\text{rms}}$ against protective conductor
→ main circuit cannot be switched on or switches off.
- **Protective conductor interrupted or carries voltage against measuring reference:**
Rise in voltage at protective conductor $>20V_{\text{rms}}$
→ main circuit cannot be switched on or switches off.
- **Protection against automatic restart:**
After voltage interruption, protection against automatic restart prevents uncontrolled starting of electrical devices.

PRCD-S Safety distribution box 3-phase with comprehensive personal protection

PRCD-S Safety distribution box 400V 16A with NM5P

- Mobile thermoplastic distribution box type ISCHL IP44 200x300x200
 Entry: 2m cable H07RN-F 5G2,5mm² with plug 16A 5p 400V
 Outlet: 1x CEE-socket 16A 5p 400V fused by pre-fuse in entry
 3x safety socket 16A 250V IP54 fused by pre-fuse in entry
 Protection: 1x RCD 40A/4/0.03A (TYP A 25AT) over all outlets
 1x NM5p safety control 5-phase system PCE-control unit to monitor the 5-pole power supply entry side
 2x power contactor 12,5kW AC3 to switch off the outlets



9130100

PRCD-S Safety distribution box 400V 16A with NM5P

- Mobile rubber distribution box type RIED IP54 285x235x281
 Entry: 2m cable H07RN-F 5G2,5mm² with plug 16A 5p 400V
 Outlet: 1x CEE-socket 16A 5p 400V fused by pre-fuse in entry
 3x safety socket 16A 250V IP54 fused by pre-fuse in entry
 Protection: 1x RCD 40A/4/0.03A (TYP A 25AT) over all outlets
 1x NM5p safety control 5-phase system PCE-control unit to monitor the 5-pole power supply entry side
 2x power contactor 12,5kW AC3 to switch off the outlets



9473300

PRCD-S Safety distribution box 400V 32A with NM5P

- Mobile rubber distribution box type SPITZ IP54 320x320x320
 Entry: 2m cable H07RN-F 5G6mm² with plug 32A 5p 400V
 Outlet: 1x CEE-socket 32A 5p 400V fused by pre-fuse in entry
 Protection: 1x RCD 63A/4/0.03A (TYP A 40AT) over 32A 5p outlet
 1x NM5p safety control 5-phase system PCE-control unit to monitor the 5-pole power supply entry side
 2x power contactor 15kW AC3 to switch off the outlets
 1x MCB 10A 3p B for control fuse



94741905

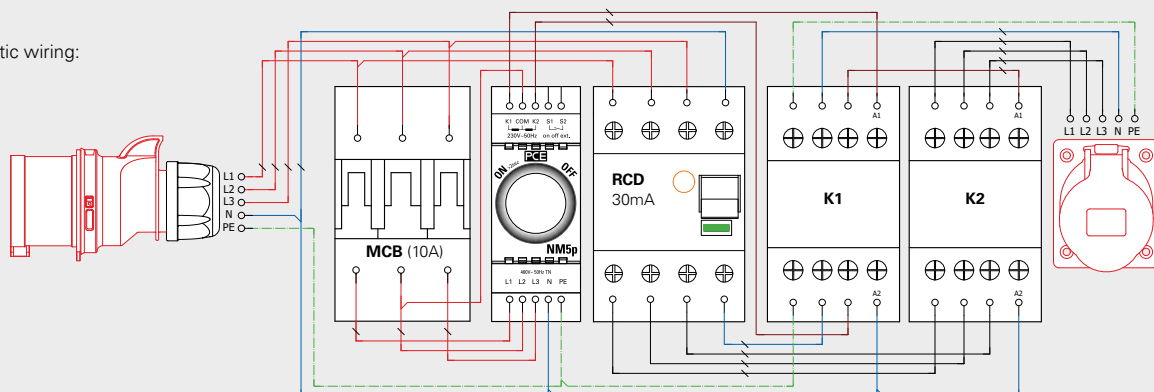
PRCD-S Safety distribution box 400V 32A with NM5P

- Mobile rubber distribution box type SCHREMS IP54 255x400x300
 Entry: 2m cable H07RN-F 5G6mm² with plug 32A 5p 400V
 Outlet: 1x CEE-socket 32A 5p 400V fused by pre-fuse in entry
 1x CEE-socket 16A 5p 400V fused with 1xMCB 16A 3p C
 3x safety socket 16A 250V IP54 fused with 3xMCB 16A 1p C
 Protection: 1x RCD 63A/4/0.03A (TYP A 40AT) over all outlets
 1x NM5p safety control 5-phase system PCE-control unit to monitor the 5-pole power supply entry side
 2x power contactor 15kW AC3 to switch off the outlets
 1x MCB 10A 3p B for control fuse



9504400

Schematic wiring:



CEE diagnostic plug with LED display



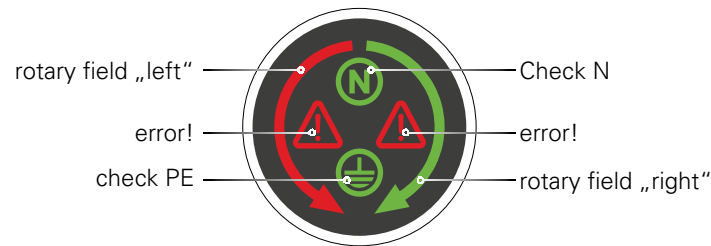
CEE diagnostic plug* with LED display

- The practical helper for all electricians in industry, craft and on construction sites!
- Multiple display- and diagnostic functions
 - ✓ Rotary field check
 - ✓ Phase conductor check
 - ✓ Neutral conductor check
 - ✓ Protective earth conductor check

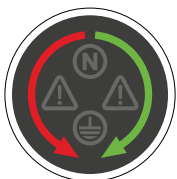
IP20

Version:	Cat.No.
16A CEE plug with LED display (16A 5p 6h 400V)	9434152
32A CEE plug with LED display (32A 5p 6h 400V)	9434252

Display diagnostic plug:



Display								
L1	✓	✓	✓	✓	L3	L3	L3	L3
L2	✓	✓	✓	✓	L2	L2	L2	L2
L3	✓	✓	✓	✓	L1	L1	L1	L1
N	✓	✓	⚠	⚠	✓	✓	⚠	⚠
PE	✓	⚠	✓	⚠	✓	⚠	✓	⚠



Simultaneous illumination of „rotating field left“ and „rotating field right“ (also in combination with any other symbol) indicates an error, which has to be checked by a qualified electrician.

Potential cause of error: missing phases, phases swapped with N or PE,...

* only for temporary testing period allowed! (not for permanent use)

CEE current measurement plug

Current measurement plug* 16A (L1-L2-L3)

The new CEE current measurement test adapter allows a simple and easy measurement of each single phase L1-L2-L3 with a standard clamp meter and offers an optional rotation field check.

Technical data:

Entry:	CEE plug 16A 400V 5p 6h
Outlet:	CEE connector 16A 400V 5p 6h
Ingress protection:	IP44 splashproof
Current measurement:	L1 / L2 / L3 with clamp meter (not included)
Rotation field check:	LED lights (optional) <ul style="list-style-type: none"> • Rotation clockwise (green) • Rotation counter clockwise (red) • Phase missing (no light)

Version:	Best.Nr.
16A CEE adapter without rotation field check	9434150
16A CEE adaptor with rotation field check	9434151



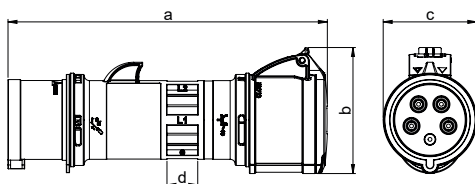
Current measurement plug* 32A (L1-L2-L3-N-PE)

The new CEE current measurement test adapter allows a simple and easy measurement of each single phase L1-L2-L3 as well as N and PE separate with a standard clamp meter and offers an optional rotation field check.

Technical data:

Entry:	CEE plug 32A 400V 5p 6h
Outlet:	CEE connector 32A 400V 5p 6h
Ingress protection:	IP44 splashproof
Current measurement:	L1 / L2 / L3 / N / PE with clamp meter (not included)
Rotation field check:	LED lights (optional) <ul style="list-style-type: none"> • Rotation clockwise (green) • Rotation counter clockwise (red) • Phase missing (no light)

Version:	Best.Nr.
32A CEE current adapter without rotation field check	9434250
32A CEE current adapter with rotation field check	9434251



Ampere	16 A	32 A
Poles	5	5
a	220	250
b	89	99
c	66	73
d	20	24



Example with connected plug, connector and clamp meter.

ADVANTAGES

- ✓ **SAFE** - plugs, enclosures and connectors do not have to be opened in order to expose the wires.
- ✓ **SIMPLE** - handy and easy operation by comfortable plug-in operation (adapter function)..
- ✓ **FAST** - fast current measurement or symmetrical diagnosis for three phase loads (e.g. in combination with distribution boxes).
- ✓ **UNIVERSAL** - current measurement with standard clamp meter* and optional rotation field check in one unit.

* only for temporary use!

Adaptors



Adaptor thermoplastic


IP44 splashproof

Entry	Protection	Outlet	Cat.No.
CEE-plug 16A 5p 400V	–	CEE-socket 32A 5p 400V	9437420
CEE-phase inverter 16A 5p 400V	–	CEE-socket 32A 5p 400V	9437430



Reducing adaptor thermoplastic

IP44 splashproof

Entry	Protection	Outlet	Cat.No.
CEE-plug 32A 5p 400V 	MCB 16A 3p-C	CEE-socket 16A 5p 400V	9436422
CEE-phase inverter 32A 5p 400V 	MCB 16A 3p-C	CEE-socket 16A 5p 400V	9436432
CEE-plug 32A 5p 400V	MCB 16A 1p-C	safety socket 16A 250V	9439633

 ... available on stock!



Reducing adaptor solid rubber, series ST. ANTON

Entry	Protection	Outlet	Cat.No.
1,5m cable 3G6 with CEE-plug 32A 3p 230V	2x RCBO 16A 1p+N 30mA C TYP A	2x safety socket 16A 250V IP54	9439066

Reducing adaptor solid rubber, series TRAUNSEE

with carrying handle, IP44 splashproof

Entry	Protection	Outlet	Cat.No.
2m cable 5G6 with CEE-plug 32A 5p 400V	MCB 16A 3p-C RCD 40/4/0,03A	CEE-socket 16A 5p 400V	9216197
2m cable 5G10 with CEE-plug 63A 5p 400V	MCB 16A 3p-C RCD 40/4/0,03A	CEE-socket 16A 5p 400V	9216631
2m cable 5G10 with CEE-plug 63A 5p 400V	MCB 32A 3p-C RCD-therm 40/4/0,03A	CEE-socket 32A 5p 400V	9216645

Reducing adaptor solid rubber, series ZELL

with carrying handle, IP44 splashproof

Entry	Protection	Outlet	Cat.No.
2m cable 5G16 with CEE-plug 125A 5p 400V	MCB 63A 3p-C	CEE-socket 63A 5p 400V	9226961

CEE adaptor cable

IP44 splashproof

Entry	Outlet	Cat.No.
1m H07RN-F 5G2,5 with CEE-plug 16A 5p 400V	CEE-connector 32A 5p 400V	9809051-p
1m H07RN-F 5G6 with CEE-plug 32A 5p 400V	CEE-connector 63A 5p 400V	980901506204-p

980901506204-p

Special designs- available on request!

Plug with switch, motor protection plug

CEE-plug surface mounting

+ UVR – via contactor

- 16A 5p 400V
- with ON / OFF buttons
- AC3 400V- Ie = max. 9A/400V
- for motors max. 4kW
- flange: 85x85mm, fixing-center: 68x68mm

201620



IP44 splashproof

Housing

for CEE plug surface mounting (Cat.No. 201620)

352531



Iso-box with motor protection

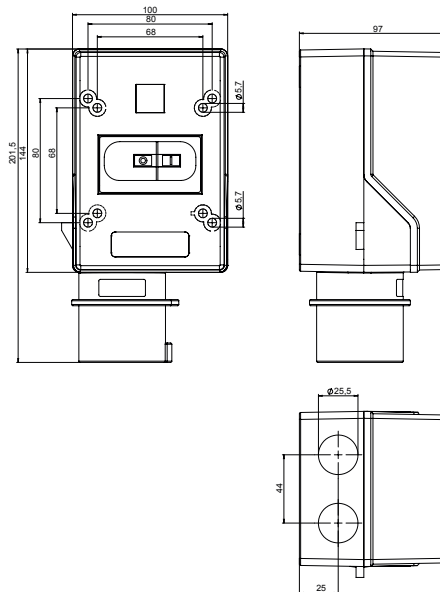
- with padlock barricade
- with undervoltage release (UVR) 400V 50Hz

Bottom housing without mounting holes, embossed for holes 68x68mm or 80x80mm. Perfect fit for direct mounting on motors (without N-terminal).

IP44 splashproof



	CEE-plug 16A 5p 400V	CEE-plug with phase inverter 16A 5p 400V
Setting range	Cat.No.	Cat.No.
2,5 – 4,0A	210316	210336
4,0 – 6,3A	210317	210337
6,3 – 10,0A	210318	210338
10,0 – 16,0A	210319	210339



Compact distribution box St. Anton 6F

Entry: 1,5m cable H07RN-F 3G1,5 with safety plug (rubber) 16A 250V

Outlet: 1 safety socket 16A 250V
RCD-therm. 25/2/0,03A over outlet

9439109



- Information icon (i)
- Terminal block icon
- Motor icon
- Light bulb icon
- Switch icon
- Plug icon
- Socket icon
- Light bulb icon
- Motor icon
- Hashtag icon (#)



MADE IN AUSTRIA



MOTOR PROTECTION PLUGS CEE PLUGS WITH SWITCH



Results without motor protection plugs:

Do you know the problem of...

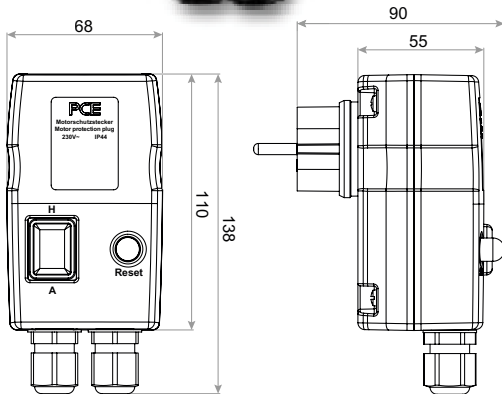
- ...a destroyed engine?
- ...a defective arrangement?
- ...a burnt through winding by overloading?
- ...mechanical damage on account of wrong rotation direction?
- ...secondary damage such as flooding?

Fields of Application:

- **Pumps** Submerged pumps, mobile pumping plants, pumps for construction sites, water pumps,...
- **Agitators** Mobile machines for mixing (building site machines),...
- **Blowers** Ventilators, space ventilation,...
- **Compressors** Breathing air compressors, mobile compressors,...
- **Conveyors** Rolling and chain conveyors, band-conveyors,...
- **Construction machines** Circular saws, hand tools,...
- **Extractions** Mobile laboratory ventilation, smoke extraction,...
- **Industrial motors**



Motor protection plugs 16A 230V 3,0 - 8,0A



Motor protection with safety plug 16A 230V for all single-phase motors

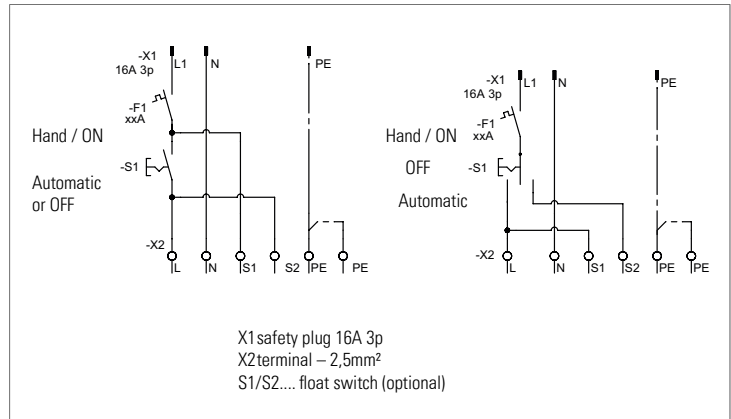
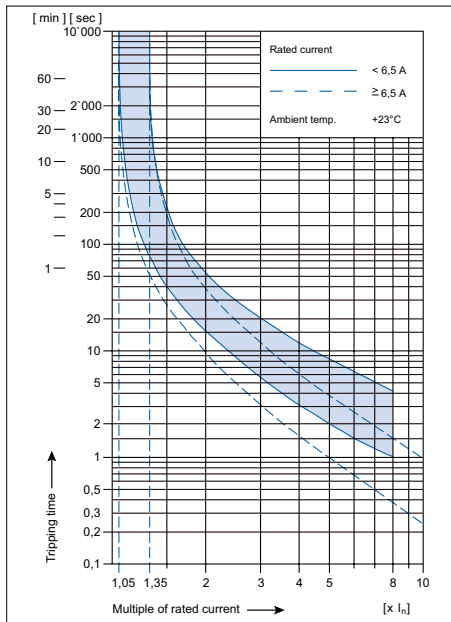
Technical data:

- Enclosure material: PC/ABS
- Protection degree: IP44
- IK standard acc. EN50102: IK09
- Temperature range: -5°C to +40°C
- large connection area

Designs:

- with rocker switch **ON/OFF (I-0)** or **HAND OPERATION/AUTOMATIC (H-A)** for the use of a float switch*
- with rocker switch **HAND OPERATION/OFF/AUTOMATIC (I - 0 - II)** change between continuous duty, Off and Automatic for the use of a float switch*
- circuit breaker with external reset switch currents: 3A, 4A, 5A, 6,5A, 8A
- cable entry:
3-8,0A: 2xM16 cable glands (ø 5-10mm)
1x marking for break through enlargement up to ø 20mm

- **The motor protection plug 16A 230V provides reliable protection for overload. It is used mainly for switching and the protection of single-phase AC motors on pumps, circular saws and industrial motors.**



Motor protection plug 16A 230V

- Hand-operation-Automatic or ON-OFF or
- Hand operation-OFF – Automatic
- cable gland: 2xM16 (5-10mm)

IP44 splashproof

setting range

- 3,0A
- 4,0A
- 5,0A
- 6,5A
- 8,0A

230V~ 50/60Hz	
HAND-AUTOMATIC or ON-OFF	HAND-OFF-AUTOMATIC
56103000	56103001
56104000	56104001
56105000	
56106000	
56108000	

* Float switch see page 225

Motor protection plugs 16A 230V 10 - 16A

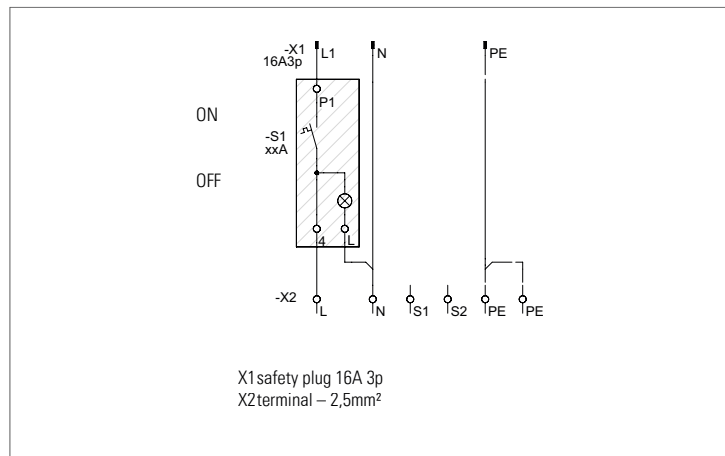
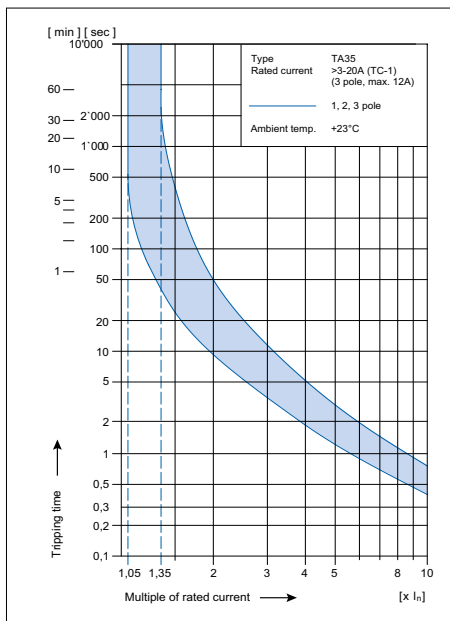
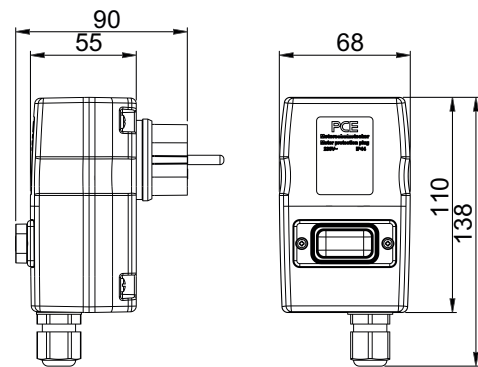
Motor protection with safety plug 16A 230V for all single-phase motors

Technical data:

- Enclosure material: PC/ABS
- Protection degree: IP44
- IK standard acc. EN50102: IK09
- Temperature range: -5°C to +40°C
- large connection area

Designs:

- with rocker switch ON/OFF which lights green when switched on
- change between continuous duty, Off and Automatic for the use of a float switch*
- currents: 10A, 12A, 14A, 15A, 16A
- cable entry:
 - 10-16A: 1xM16 cable glands (ø 5-10mm)
 - 1x marking for break through enlargement up to ø 16mm



Motor protection plug 16A 230V

- ON-OFF
- cable gland: M16 (5-10mm)

IP44 splashproof

setting range

- 10A
- 12A
- 14A
- 15A
- 16A

230V~ 50/60Hz	
ON-OFF	
10A	56110004
12A	56112004
14A	56114004
15A	56115004
16A	56116004



Motor protection plug with capacitor

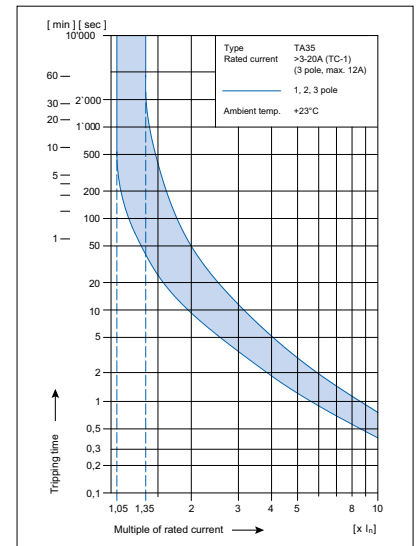
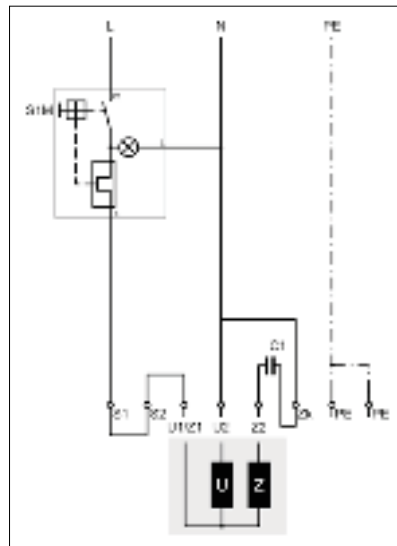
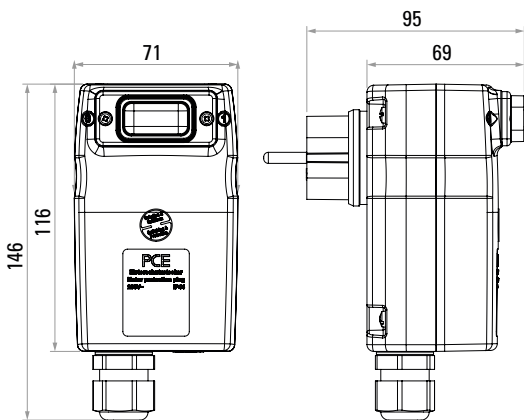
■ OFF/ON



Motor protection plug with capacitor 16A 230V for all single-phase motors

- ■ **Technical data:**
- Enclosure material: PC/ABS
 - Protection degree: IP44
 - IK standard acc. EN50102: IK09
 - Temperature range: -5°C to +40°C
 - large connection area
 - connecting terminal: 2,5mm²

- ■ **Designs:**
- with rocker switch **ON/OFF (0-1)**
 - switch illuminated
 - plug with dual earthing system
 - currents: 4A / 6A / 8A / 10A
 - integrated capacitor: 20µF / 25µF / 30µF
 - cable entry: M20



switch S1M (0/1)	0	1
appliance: e.g. pump	0	1

S1M 0 = OFF 1 = ON illumination (green) = power supply existing

Motor protection plug with integrated capacitor

- OFF/ON
 - cable gland: M20
- IP44** splashproof

Amp.	230V~ 50/60Hz	
	C = 20 µF	C = 30 µF
4,0A	561040C2001	561040C3001
6,0A	561060C2001	561060C3001
8,0A	561080C2001	561080C3001
10,0A	561100C2001	561100C3001

Other versions on request!

Motor protection plug with capacitor

Motor protection plug with capacitor 16A 230V for all single-phase motors

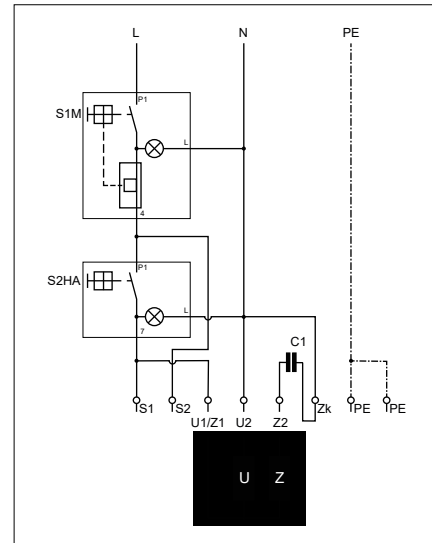
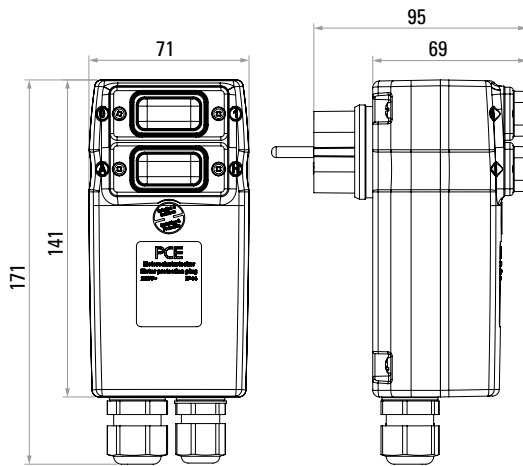
■ OFF/ON – HAND/AUTOMATIC

■ ■ **Technical data:**

- Enclosure material: PC/ABS
- Protection degree: IP44
- IK standard acc. EN50102: IK09
- Temperature range: -5°C to +40°C
- large connection area
- connecting terminal: 2,5mm²

■ ■ **Designs:**

- with rocker switch **ON/OFF** (0-1) and **HAND/AUTOMATIC** (H/A)
- switch illuminated
- plug with dual earthing system
- currents: 4A / 6A / 8A / 10A
- integrated capacitor: 20µF / 25µF / 30µF
- cable entry: M20 / M16



switch: S1M (0/1)	0	0	0	0	1	1	1	1
switch: S2HA (H/A)	A	A	H	H	A	A	H	H
external circuit element(0/1) e.g. float switch	0	1	0	1	1	0	1	0
appliance: e.g. pump	0	0	0	0	1	0	1	1

S1M	0 = OFF	1 = ON	illumination (green) = power supply existing
S2HA	H = HAND	A = AUTOMATIC	illumination (yellow) = appliance in operating state

Motor protection plug with integrated capacitor

- OFF/ON and HAND/AUTOMATIC
- cable gland: M20 and M16

IP44 splashproof

Amp.

- 4,0A**
- 6,0A**
- 8,0A**
- 10,0A**

230V~ 50/60Hz		
	C = 20 µF	C = 30 µF
4,0A	561040C2003	561040C3003
6,0A	561060C2003	561060C3003
8,0A	561080C2003	561080C3003
10,0A	561100C2003	561100C3003


* Float switch see page 225

Vertical sidebar containing various icons: information (i), electrical symbols (circuit breaker, plug, switch, light bulb), and a hash symbol (#).

CEE plugs with switch

CEE-ON/OFF-Switch ML0-Plug



- ON/OFF switch: AC22A, 10kA 
- Cable gland: 16A: 4p M25, 5p M25
32A: 4p M25, 5p M32
- 400V~ 50/60Hz 4p+5p=6h


IP44 splashproof

without operating display
with operating display
with holder

16A		32A	
4p	5p	4p	5p
54014530	54015530	54024530	54025530
540145301	540155301	540245301	540255301
53xxxxxx	53xxxxxx	53xxxxxx	53xxxxxx

CEE-ON/OFF-Switch ML0-plug with phase inverter



- ON/OFF switch: AC22A, 10kA 
- Cable gland: 16A: 4p M25, 5p M25
32A: 4p M25, 5p M32
- 400V~ 50/60Hz 4p+5p=6h

IP44 splashproof


without display
with operating display
with rotary field check
with holder



16A		32A	
4p	5p	4p	5p
54714530	54715530	54724530	54725530
547145301	547155301	547245301	547255301
547145303	547155303	547245303	547255303
53xxxxxx	53xxxxxx	53xxxxxx	53xxxxxx

CEE-Reversing switch CA10 (CA25) - plug



- AC22A 
- Reversing switch: 16A CA10, 32A CA25
- Cable gland: 16A: 4p M25, 5p M25
32A: 4p M25, 5p M32
- 400V~ 50/60Hz 4p+5p=6h

IP44 splashproof

without operating display
with operating display
with holder

16A		32A	
4p	5p	4p	5p
54014610	54015610	54024625	54025625
540146101	540156101	540246251	540256251
53xxxxxx	53xxxxxx	53xxxxxx	53xxxxxx

Other versions on request !

CEE-motor protection plugs



■ ■ Technical data:

- housing material: PC/ABS
- protection degree IP44
- IK standard acc. EN50102: IK09
- all designs available with or without holder
- large connection area

■ ■ Advantages:

- reliable means of protection against thermal overloading and short circuiting
- all protection switches feature thermal overload and magnetic short circuit triggering
- short circuit capacity 50kA
- simple one-hand operation even with gloves

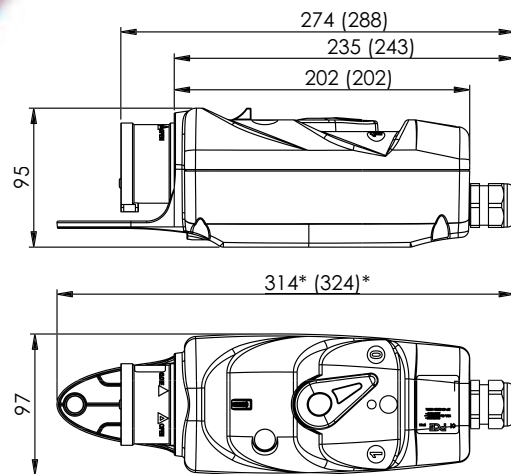
■ ■ Rotating field check:

Displays a field rotating in anti-clockwise direction.

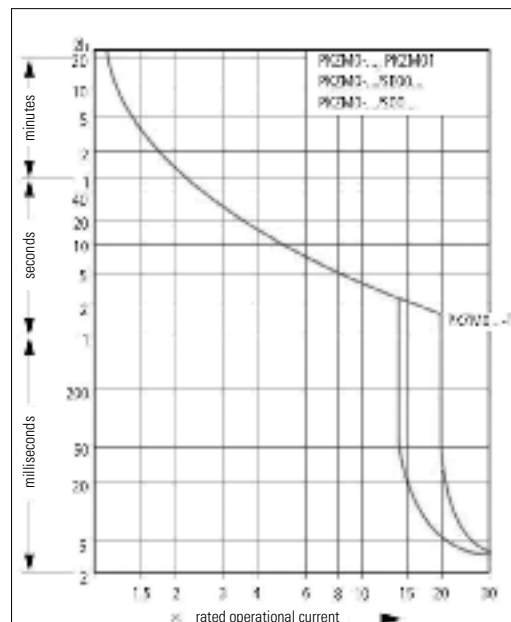
■ ■ Operating display:

Indicates the voltage supply of two phases of the connector.

■ ■ Main field of application: Switching and protection of AC 3-phase motors with outputs of up to 15kW such as industrial motors and those fitted to pumps and circular cold saws etc.



- dimensions: 16A (32A)
- * dimensions only valid for design with holder



CEE-motor protection plugs PKZM0 with rotary lever

CEE-Motor protection plug PKZM0



- cable gland: 16A 4p and 5p M25
32A 4p M25, 32A 5p M32
- 400V~ 50/60Hz 4p+5p=6h
- 500V version on request

IP44 splashproof

setting range	16A / 400V / 6h		32A / 400V / 6h	
	4p	5p	4p	5p
1,0- 1,6A	54014016	54015016	54024016	54025016
1,6- 2,5A	54014025	54015025	54024025	54025025
2,5- 4,0A	54014040	54015040	54024040	54025040
4,0- 6,3A	54014063	54015063	54024063	54025063
6,3- 10A	54014100	54015100	54024100	54025100
10- 16A	54014160	54015160	54024160	54025160
16- 20A			54024200	54025200
20- 25A			54024250	54025250
25- 32A			54024320	54025320
with holder	53xxxxxx	53xxxxxx	53xxxxxx	53xxxxxx

CEE-Motor protection plug PKZM0 with operating display



- with operating display
- cable gland: 16A 4p and 5p M25
32A 4p M25, 32A 5p M32
- 400V~ 50/60Hz 4p+5p=6h
- 500V version on request

IP44 splashproof

setting range	16A / 400V / 6h		32A / 400V / 6h	
	4p	5p	4p	5p
1,0- 1,6A	540140161	540150161	540240161	540250161
1,6- 2,5A	540140251	540150251	540240251	540250251
2,5- 4,0A	540140401	540150401	540240401	540250401
4,0- 6,3A	540140631	540150631	540240631	540250631
6,3- 10A	540141001	540151001	540241001	540251001
10- 16A	540141601	540151601	540241601	540251601
16- 20A			540242001	540252001
20- 25A			540242501	540252501
25- 32A			540243201	540253201
with holder	53xxxxxx	53xxxxxx	53xxxxxx	53xxxxxx

CEE-Motor protection plug PKZM0 with phase inverter and rotation field check



- with phase inverter and rotation field check
- cable gland: 16A 4p and 5p M25
32A 4p M25, 32A 5p M32
- 400V~ 50/60Hz 4p+5p=6h
- 500V version on request

IP44 splashproof

setting range	16A / 400V / 6h		32A / 400V / 6h	
	4p	5p	4p	5p
1,0- 1,6A	547140163	547150163	547240163	547250163
1,6- 2,5A	547140253	547150253	547240253	547250253
2,5- 4,0A	547140403	547150403	547240403	547250403
4,0- 6,3A	547140633	547150633	547240633	547250633
6,3- 10A	547141003	547151003	547241003	547251003
10- 16A	547141603	547151603	547241603	547251603
16- 20A			547242003	547252003
20- 25A			547242503	547252503
25- 32A			547243203	547253203
with holder	53xxxxxx	53xxxxxx	53xxxxxx	53xxxxxx

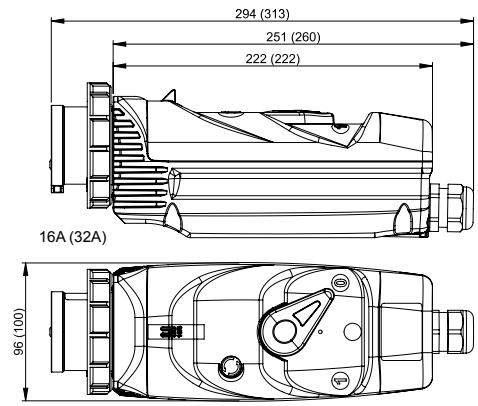
Other versions on request!

CEE-motor protection plugs PKZM0 (IP67) with rotary lever

CEE-Motor protection plug PKZM0 with phase inverter and rotation field check IP67

- with phase inverter and rotation field check
- cable gland: 16A 5p M25
32A 5p M32
- 400V~ 50/60Hz 5p=6h
- 500V version on request
- **IP67** watertight

setting range	16A / 400V / 6h	32A / 400V / 6h
	5p	5p
1,0- 1,6A	587150163	587250163
1,6- 2,5A	587150253	587250253
2,5- 4,0A	587150403	587250403
4,0- 6,3A	587150633	587250633
6,3- 10A	587151003	587251003
10- 16A	587151603	587251603
16- 20A		587252003
20- 25A		587252503
25- 32A		587253203



CEE-motor protection plugs contactor up to 7,5kW



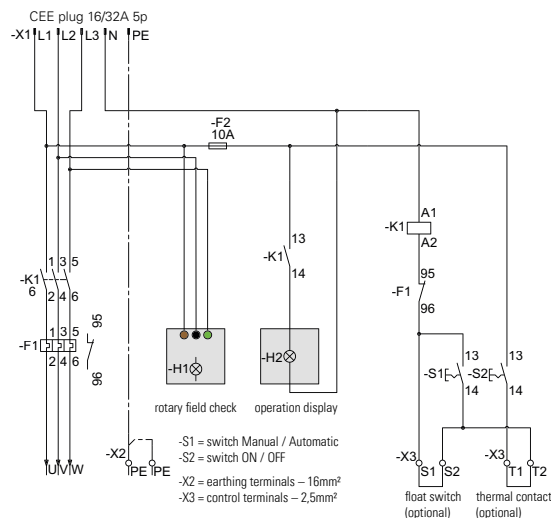
CEE-Motor protection plug contactor up to 5,5kW (16A) and 7,5kW (32A)

Technical data:

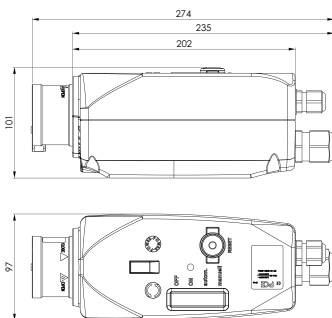
- enclosure material: PC/ABS
- protection degree: IP44
- IK standard acc. to EN50102: IK09
- temperature range: -25° C to +40°C
- large connection area

Designs:

- with rocker switch ON/OFF and MANUAL/AUTOMATIC for the use of a float switch*
- with phase inverter plug
- rotation field check – anticlockwise phase sequence
- operating display – shows the voltage supply of the contactor and therefore of the consumer load
- external reset switch for the motor protection relay
- cable entry:
 - bottom part: 1x cable gland M25 (ø13–18mm) at 16A and M32 (ø13–20mm) at 32A
 - top part: 1x cable gland M16 (ø4–10mm) for float switch (separate drill hole marking for a further M16 cable gland)



The CEE motor protection plug up to 7,5 kW provides reliable protection for thermal overloads and short circuits. It is used mainly for switching and the protection of three-phase AC motors up to 7,5 kW (400V) on pumps, circular saws and industrial motors etc...



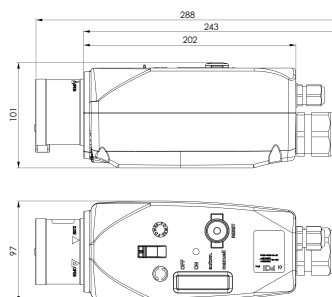
CEE-Motor protection plug with contactor 16A 5p 400V

- with phase inverter plug
- with operation display
- with rotation field check
- cable gland M25 (13–18mm)

IP44 splashproof



setting range	contactor (AC3)	16A
1,0- 1,6A	4,0 kW	5571501000
1,6- 2,4A	4,0 kW	5571501600
2,4- 4,0A	4,0 kW	5571502400
4,0- 6,0A	4,0 kW	5571506000
6,0-10A	5,5 kW	5571510000
9,0-12A	5,5 kW	5571512000
12- 16A	7,5 kW	5571516000



CEE-Motor protection plug with contactor 32A 5p 400V

- with phase inverter plug
- with operation display
- with rotation field check
- cable gland M32 (13–20mm)

IP44 splashproof



setting range	contactor (AC3)	32A
6,0-10A	7,5 kW	5572510000
9,0-12A	7,5 kW	5572512000
12- 16A	7,5 kW	5572516000

* Float switch see page 225

CEE-motor protection plugs contactor up to 15 kW

CEE-Motor protection plug contactor up to 15 kW (32A)

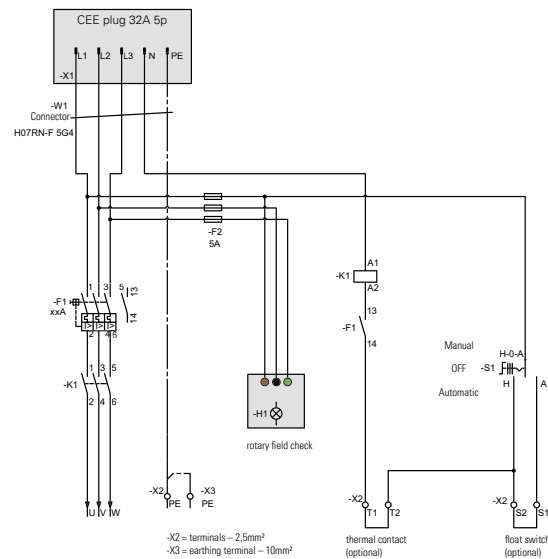
Technical data:

- enclosure material: solid rubber
- protection degree: IP44 (IP66 on request)
- dimensions: HxWxD = 260x165x90mm
- temperature range: -25°C to +40°C
- large connection area

Designs:

- with rotary switch I = hand operation, 0 = Off, II = automatic operation
- 2m cable H07RN-F 5G4 with phase inverter plug 32A 5p 400V
- rotation field check – anticlockwise phase sequence
- reset switch behind transparent window
- float switch on request
- level control system and dipped electrodes on request
- cable entry: 1x cable gland M32 (ø13–20mm)
2x cable glands M16 (ø5–10mm) for float switch and thermo switch
- operation display contactor

- **The CEE motor protection plug up to 15kW provides reliable protection for thermal overloads and short circuits. It is used mainly for switching and the protection of three-phase AC motors on pumps, circular saws and industrial motors...**



CEE-Motor protection plug with contactor up to 15 kW (32A)

- with rotary switch I-0-II
- with phase inverter plug
- with rotation field check
- cable gland: M32 (13–20mm)
2xM16 (5–10mm)



IP44 splashproof

setting range	contactor	32A
16- 20A	12,5 kW	9216211
20- 25A	12,5 kW	9216210
25- 32A	15,0 kW	9216212

Float switch

Technical data:

- protection degree: IP68
- temperature range: -5°C to +40°C
- switching capacity: 250VAC 10(8)A
- durability: > 50.000 cycles
- beam angle ± 45°
- hysteresis: min. 140mm to max. 400mm

Designs:

- changer (top: brown-grey, bottom: brown-black)
- hot plate welded housing
- elastomer – sealed cable entry
- cable: Nexans H05RN8-F 4G1mm² black (10m or 20m)



with 10m cable	1023011
with 20m cable	1023012
counterweight	1023031



PCE












MADE IN AUSTRIA



EVENT TECHNOLOGY

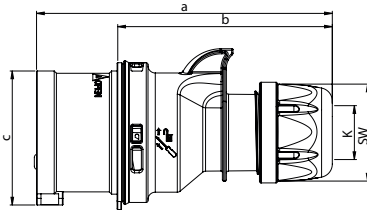
MIDNIGHT-SERIES

		Page
	Plugs	228
	Flanged plugs	228
	Connectors	230
	Flanged sockets	230
	Socket outlet (DIN 49440)	234
	T-Connect	238
	H-Connect	239
	Distribution boxes	240
	Hinged windows	241

■ Version in black (similar to RAL9005)



Event technology MIDNIGHT-SERIES



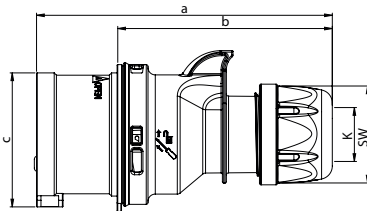
Plug IP44 SHARK

	16 Amp			32 Amp		
	3	4	5	3	4	5
Poles	3	4	5	3	4	5
a [mm]	122	128	134	150	150	155
b [mm]	86	92	98	104	104	109
c [mm]	47	53	61	63	63	70
K_cable Ø [mm]	6-15	6-15	8-16	11,5-20	11,5-20	11,5-22
Wire flexible [mm²]	1-2,5			2,5-6		
Contact screws [Ncm]	100			110		
SW [mm]	42	42	42	50	50	50
Weight [g]	109	128	151	181	201	232

- with screw terminals
- housing material: PA6
- contacts: brass
 - to order nickel-plated contacts please add a "v" e.g. 015-6xv

IP44 splashproof

also available in IP67



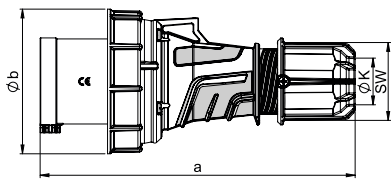
Plug IP44 SHARK TT

	16 Amp			32 Amp		
	3	4	5	3	4	5
Poles	3	4	5	3	4	5
a [mm]	122	128	134	150	150	155
b [mm]	86	92	98	104	104	109
c [mm]	47	53	61	63	63	70
K_cable Ø [mm]	6-15	6-15	8-16	11,5-20	11,5-20	11,5-22
Wire flexible [mm²]	1-2,5			2,5-6		
SW [mm]	42	42	42	50	50	50
Weight [g]	111	132	156	186	206	241

- screwless connection technology
- housing material: PA6
- contacts: brass
 - to order nickel-plated contacts please add a "v" e.g. 015-6TTxv

IP44 splashproof

also available in IP67

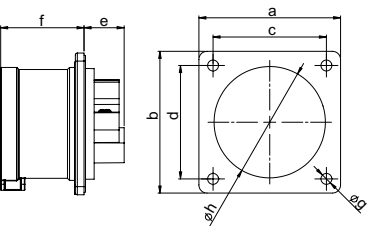


Plug IP67 POWER TWIST

	63 Amp			125 Amp		
	3	4	5	3	4	5
Poles	3	4	5	3	4	5
a [mm]	250	250	250	270	270	270
b [mm]	115	115	115	131	131	131
K_cable Ø [mm]	14,5-36	14,5-36	14,5-36	22,5-50	22,5-50	22,5-50
Wire flexible [mm²]	6-16			16-50		
Contact screws [Ncm]	200			450		
SW [mm]	61	61	61	81	81	81
Weight [g]	574	621	670	956	1064	1169

- Contact frame with screws (63A) for 125A with hexagon socket screws
- housing material: PA6
- contacts: nickel-plated contacts, with pilot contact (see page 8)

IP66/67 watertight

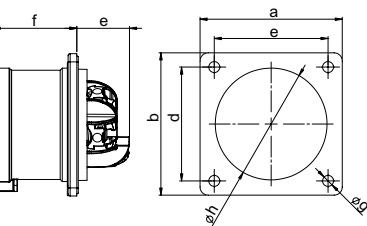


Flanged plug straight IP44

	16 Amp			32 Amp		
	3	4	5	3	4	5
Poles	3	4	5	3	4	5
Flange a x b [mm]	70	70	70	70	70	70
Fixing center c x d [mm]	56	56	56	56	56	56
e [mm]	21	21	20	21	21	21
f [mm]	42	42	42	51	51	51
g [mm]	5,5	5,5	5,5	5,5	5,5	5,5
h [mm]	43	43	55	55	55	55
Wire flexible [mm²]	1-2,5			2,5-6		
Wire solid [mm²]	1-4			2,5-10		
Contact screws [Ncm]	100			110		
Weight [g]	86	101	118	125	145	165

- with screw terminals
- housing material: PA6
- contacts: brass
 - to order nickel-plated contacts please add a "v" e.g. 615-6xv
- According to EN 60309: For correct use a locking device has to be provided (see page 10)

IP44 splashproof



Flanged plug straight IP44 TT

	16 Amp		32 Amp	
	3	5	4	5
Poles	3	5	4	5
Flange a x b [mm]	70	70	70	70
Fixing center c x d [mm]	56	56	56	56
e [mm]	26	26	29	29
f [mm]	42	42	51	51
g [mm]	5,5	5,5	5,5	5,5
h [mm]	43	55	55	55
Wire flexible [mm²]	1-2,5		2,5-6	
Wire solid [mm²]	1-4		2,5-10	
Weight [g]	89	122	151	172

- screwless connection technology
- housing material: PA6
- contacts: brass
 - to order nickel-plated contacts please add a "v" e.g. 615-6TTxv
- According to EN 60309: For correct use a locking device has to be provided (see page 10)

IP44 splashproof

Amp.
Poles
pack.
unit

230V~	400V~
50/60Hz 3p=6h 4p+5p=9h	50/60Hz 3p=9h 4p+5p=6h
Cat.No.	Cat.No.

16	3	10
16	4	10
16	5	10
32	3	10
32	4	10
32	5	10

013-6x	014-6x 015-6x
023-6x	024-6x 025-6x



023-6x

16	3	10
16	4	10
16	5	10
32	3	10
32	4	10
32	5	10

013-6TTx	014-6TTx 015-6TTx
023-6TTx	024-6TTx 025-6TTx



015-6TTx

63	3	2
63	4	2
63	5	2
125	3	2
125	4	2
125	5	2

033-6xs	034-6xs 035-6xs
043-6xs	044-6xs 045-6xs



035-6xs

with flange 70 x 70 - fixing center 56 x 56

16	3	10
16	4	10
16	5	10
32	3	10
32	4	10
32	5	10

613-6x	614-6x 615-6x
623-6x	624-6x 625-6x



625-6x

with flange 70 x 70 - fixing center 56 x 56

16	3	10
16	5	10
32	4	10
32	5	10

613-6TTx	615-6TTx
	624-6TTx 625-6TTx



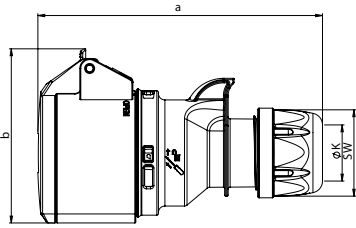
625-6TTx

Minimum order quantity: 50 pcs.

Information icons: i, electrical symbols, PD, microphone, game controller, lightbulb, car, and #.

Event technology MIDNIGHT-SERIES

Connector IP44 **SHARK**



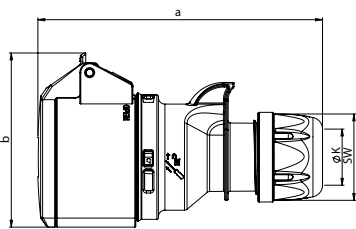
	16 Amp			32 Amp		
	3	4	5	3	4	5
Poles	3	4	5	3	4	5
a [mm]	133	138	145	161	161	168
b [mm]	76	80	89	91	94	100
K cable Ø [mm]	6-15	6-15	8-16	11,5-20	11,5-20	11,5-22
Wire flexible [mm ²]	1-2,5			2,5-6		
Contact screws [Ncm]	100			110		
SW [mm]	42	42	42	50	50	50
Weight [g]	134	161	180	228	244	270

- with screw terminals
- housing material: PA6
- contacts: brass
 - to order nickel-plated contacts please add a "v" e.g. 215-6xv

IP44 splashproof

also available in IP67

Connector IP44 **SHARKTT**



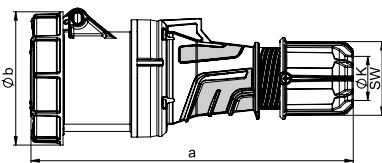
	16 Amp			32 Amp		
	3	4	5	3	4	5
Poles	3	4	5	3	4	5
a [mm]	133	138	145	161	161	168
b [mm]	76	82	89	94	94	100
K cable Ø [mm]	6-15	6-15	8-16	11,5-20	11,5-20	11,5-22
Wire flexible [mm ²]	1-2,5			2,5-6		
SW [mm]	42	42	42	50	50	50
Weight [g]	136	161	193	228	243	271

- screwless connection technology
- housing material: PA6
- contacts: brass
 - to order nickel-plated contacts please add a "v" e.g. 215-6TTxv

IP44 splashproof

also available in IP67

Connector IP66/67 **POWER TWIST**

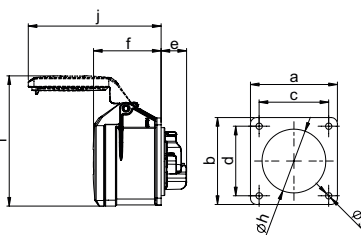


	63 Amp			125 Amp		
	3	4	5	3	4	5
Poles	3	4	5	3	4	5
a [mm]	269	269	269	287	287	287
b [mm]	114	114	114	124	124	124
K cable Ø [mm]	14,5-36	14,5-36	14,5-36	22,5-50	22,5-50	22,5-50
Wire flexible [mm ²]	6-16			16-50		
Contact screws [Ncm]	200			450		
SW [mm]	61	61	61	81	81	81
Weight [g]	673	714	772	1060	1167	1266

- Contact frame with screws for 125A with hexagon socket screws
- housing material: PC/ABS
- contacts: brass with lamellar contact CuBe
 - to order with pilot contact please add a „5“ e.g. 2335-6xs (see page 8)
 - to order with pilot contact system (PCS) please add a „6“ e.g. 2336-6xs (see page 8)

IP66/67 watertight

Flanged socket straight IP44



	16 Amp			32 Amp		
	3	4	5	3	4	5
Poles	3	4	5	3	4	5
Flange a x b [mm]	70	70	70	70	70	70
Fixing center c x d [mm]	56	56	56	56	56	56
e [mm]	21	21	21	23	23	23
f [mm]	55	55	55	67	67	67
g [mm]	5,5	5,5	5,5	5,5	5,5	5,5
h [mm]	43	45	55	55	55	58
i [mm]	87	101	105	112	112	108
j [mm]	101	101	107	122	122	136
Wire flexible [mm ²]	1-2,5			2,5-6		
Wire solid [mm ²]	1-4			2,5-10		
Contact screws [Ncm]	100			110		
Weight [g]	115	127	141	162	178	206

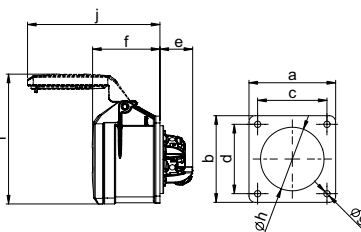
- with screw terminals
- housing material: PA6
- contacts: brass
 - to order nickel-plated contacts please add a "v" e.g. 315-6xv

IP44 splashproof

IP44/54 16/3; 16/5 and 32/5 are splash- and dustproof

also available in IP67

Flanged socket straight IP44



	16 Amp			32 Amp		
	3	4	5	3	4	5
Poles	3	4	5	3	4	5
Flange a x b [mm]	70	70	70	70	70	70
Fixing center c x d [mm]	56	56	56	56	56	56
e [mm]	27	27	27	27	27	27
f [mm]	55	55	55	67	67	67
g [mm]	5,5	5,5	5,5	5,5	5,5	5,5
h [mm]	43	45	55	55	55	58
i [mm]	87	101	105	112	112	108
j [mm]	101	101	107	122	122	136
Wire flexible [mm ²]	1-2,5			2,5-6		
Wire solid [mm ²]	1-4			2,5-10		
Weight [g]	117	128	146	161	178	207

- screwless connection technology
- housing material: PA6
- contacts: brass
 - to order nickel-plated contacts please add a "v" e.g. 315-6TTxv

IP44 splashproof

IP44/54 16/3; 16/5 and 32/5 are splash- and dustproof

also available in IP67

Amp.	Poles	pack. unit	230V~	400V~
			50/60Hz 3p=6h 4p+5p=9h	50/60Hz 3p=9h 4p+5p=6h
			Cat.No.	Cat.No.

16	3	10
16	4	10
16	5	10
32	3	10
32	4	10
32	5	10

213-6x	214-6x 215-6x
223-6x	224-6x 225-6x



223-6x

16	3	10
16	4	10
16	5	10
32	3	10
32	4	10
32	5	10

213-6TTx	214-6TTx 215-6TTx
223-6TTx	224-6TTx 225-6TTx



215-6TTx

63	3	2
63	4	2
63	5	2
125	3	2
125	4	2
125	5	2

233-6xs	234-6xs 235-6xs
243-6xs	244-6xs 245-6xs



235-6xs

with flange 70 x 70 - fixing center 56 x 56				
16	3	10	313-6x	314-6x 315-6x
32	3	10	323-6x	324-6x 325-6x



315-6x

with flange 70 x 70 - fixing center 56 x 56				
16	3	10	313-6TTx	314-6TTx 315-6TTx
32	3	10	323-6TTx	324-6TTx 325-6TTx

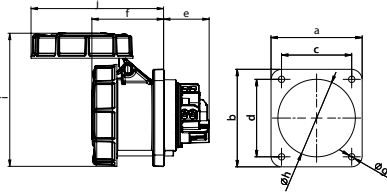


313-6TTx

Minimum order quantity: 50 pcs.

Information icons: i, smiley, power, plug, PD, warning, microphone, calculator, game controller, lightbulb, car, hash.

Event technology MIDNIGHT-SERIES

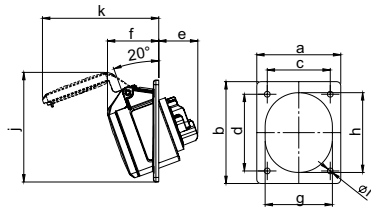


Flanged socket straight 66/67 **POWER TWIST**

	63 Amp			125 Amp		
	3	4	5	3	4	5
Poles	3	4	5	3	4	5
Flange a x b [mm]	100	100	100	120	120	120
Fixing center c x d [mm]	80	80	80	100	100	100
e [mm]	50	50	50	48	48	48
f [mm]	80	80	80	101	101	101
g [mm]	7	7	7	8	8	8
h [mm]	85	85	85	90	90	90
i [mm]	147	147	147	159	159	159
j [mm]	146	146	146	179	179	179
Wire flexible [mm²]	6-16			16-50		
Wire solid [mm²]	6-25			16-70		
Contact screws [Ncm]	200			450		
Weight [g]	488	533	587	752	890	986

- Contact frame with screws (63A) for 125A with hexagon socket screws
- housing material: PA6
- contacts: brass with lamellar contact CuBe
 - to order with pilot contact please add a „5“ e.g. 3335-6xs (see page 8)
 - to order with pilot contact system (PCS) please add a „6“ e.g. 3336-6xs (see page 8)

IP66/67 watertight



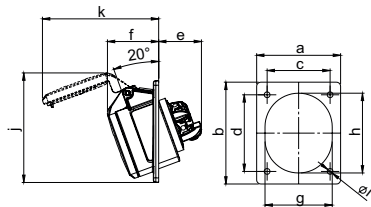
Flanged socket sloping IP44

	16 Amp			32 Amp		
	3	4	5	3	4	5
Poles	3	4	5	3	4	5
Flange a [mm]	80	80	80	80	80	80
Flange b [mm]	97	97	97	97	97	97
Fixing center c [mm]	60	60	60	60	60	60
Fixing center d [mm]	73	73	73	73	73	73
e [mm]	38	38	38	48	48	48
f [mm]	47	47	49	54	54	55
g [mm]	51	56	65	65	65	70
h [mm]	61	67	76	75	75	84
i [mm]	5,5	5,5	5,5	5,5	5,5	5,5
j [mm]	97	103	105	105	105	99
k [mm]	99	104	111	119	119	130
Wire flexible [mm²]	1-2,5			2,5-6		
Wire solid [mm²]	1-4			2,5-10		
Contact screws [Ncm]	100			110		
Weight [g]	116	132	154	166	182	214

- with screw terminals
- housing material: PA6
- contacts: brass
 - to order nickel-plated contacts please add a "v" e.g. 415-6xv

IP44 splashproof
IP44/54 16/3; 16/5 and 32/5 are splash- and dustproof

also available in IP67



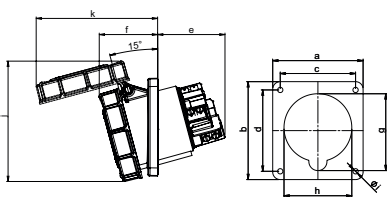
Flanged socket sloping IP44 TT

	16 Amp			32 Amp		
	3	4	5	3	4	5
Poles	3	4	5	3	4	5
Flange a [mm]	80	80	80	80	80	80
Flange b [mm]	97	97	97	97	97	97
Fixing center c [mm]	60	60	60	60	60	60
Fixing center d [mm]	73	73	73	73	73	73
e [mm]	41	41	41	48	48	48
f [mm]	47	47	49	54	54	55
g [mm]	51	56	65	65	65	70
h [mm]	61	67	76	75	75	84
i [mm]	5,5	5,5	5,5	5,5	5,5	5,5
j [mm]	97	103	105	105	105	99
k [mm]	99	104	111	119	119	130
Wire flexible [mm²]	1-2,5			2,5-6		
Wire solid [mm²]	1-4			2,5-10		
Weight [g]	119	133	158	165	182	215

- screwless connection technology
- housing material: PA6
- contacts: brass
 - to order nickel-plated contacts please add a "v" e.g. 415-6TTxv

IP44 splashproof
IP44/54 16/3; 16/5 and 32/5 are splash- and dustproof

also available in IP67



Flanged socket sloping IP67 **POWER TWIST**

	63 Amp			125 Amp		
	3	4	5	3	4	5
Poles	3	4	5	3	4	5
Flange a [mm]	100	100	100	120	120	120
Flange b [mm]	112	112	112	130	130	130
Fixing center c [mm]	80	80	80	100	100	100
Fixing center d [mm]	88	88	88	108	108	108
e [mm]	64	64	64	92	92	92
f [mm]	80	80	80	77	77	77
g [mm]	92	92	92	102	102	102
h [mm]	82	82	82	90	90	90
i [mm]	7	7	7	7	7	7
j [mm]	148	148	148	160	160	160
k [mm]	154	154	154	162	162	162
l [mm]	154	154	154	162	162	162
Wire flexible [mm²]	6-16			16-50		
Wire solid [mm²]	6-25			16-70		
Contact screws [Ncm]	200			450		
Weight [g]	495	540	595	804	896	995

- Contact frame with screws (63A) for 125A with hexagon socket screws
- housing material: PA6
- contacts: brass with lamellar contact CuBe
 - to order with pilot contact please add a „5“ e.g. 4335-6xs (see page 8)
 - to order with pilot contact system (PCS) please add a „6“ e.g. 4336-6xs (see page 8)

IP67 watertight

Amp.	Poles	pack. unit	230V~	400V~
			50/60Hz 3p=6h 4p+5p=9h	50/60Hz 3p=9h 4p+5p=6h
			Cat.No.	Cat.No.

with flange 100 x 100 - fixing center 80 x 80				
63	3	2	333-6xs	
63	4	2		334-6xs
63	5	2		335-6xs
with flange 120 x 120 - fixing center 100 x 100				
125	3	2	343-6xs	
125	4	2		344-6xs
125	5	2		345-6xs



335-6xs

with flange 80 x 97 - fixing center 60 x 73				
16	3	10	413-6f8x	
16	4	10		414-6f8x
16	5	10		415-6x
32	3	10	423-6x	
32	4	10		424-6x
32	5	10		425-6x



415-6x

with flange 80 x 97 - fixing center 60 x 73				
16	3	10	413-6TTf8x	
16	4	10		414-6TTf8x
16	5	10		415-6TTx
32	3	10	423-6TTx	
32	4	10		424-6TTx
32	5	10		425-6TTx

TURBOclick
TERMINAL



415-6TTx

with flange 100 x 112 - fixing center 80 x 88				
63	3	2	433-6xs	
63	4	2		434-6xs
63	5	2		435-6xs
with flange 120 x 130 - fixing center 100 x 108				
125	3	2	443-6xs	
125	4	2		444-6xs
125	5	2		445-6xs

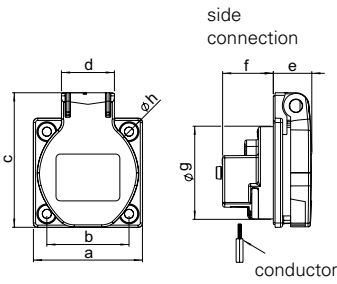


435-6xs

Information icons: i, electrical symbols, and a hash symbol #.

Event technology MIDNIGHT-SERIES

Socket outlet safety Austrian/German system

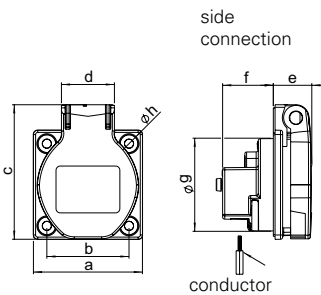


	• STANDARD •	
	16 Amp	
Poles	2P + E	
Flange a [mm]	50	
Fixing center b [mm]	38	
c [mm]	62	
d [mm]	25	
e [mm]	18	
f [mm]	24	
g [mm]	43	
h [mm]	4,2	
Wire flexible [mm ²]	1- 2x2,5	
Wire solid [mm ²]	1- 2x2,5	
Contact screws [Ncm]	80	
Weight [g]	45	

- with screw terminals
- housing material: PA6
- contacts: nickel-plated contacts

IP54 splashproof

Socket outlet safety Austrian/German system with sealing bulge



	• STANDARD •	
	16 Amp	
Poles	2P + E	
Flange a [mm]	50	
Fixing center b [mm]	38	
c [mm]	62	
d [mm]	25	
e [mm]	22	
f [mm]	24	
g [mm]	43	
h [mm]	4,2	
Wire flexible [mm ²]	1- 2x2,5	
Wire solid [mm ²]	1- 2x2,5	
Contact screws [Ncm]	80	
Weight [g]	45	

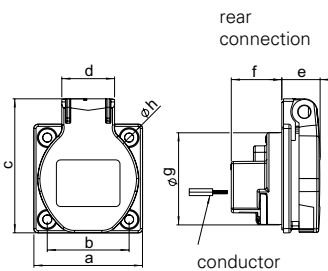
- with sealing bulge
- with screw terminals
- housing material: PA6
- contacts: nickel-plated contacts

IP54 splashproof



* Plugs and socket outlets for portable use are subject to the standard DIN VDE 0620-1:2010 and ÖVE/ÖNORM E 8684-2-2:2010

Socket outlet safety French/Belgian system

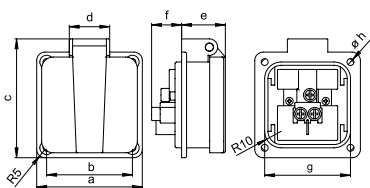


	• STANDARD •	
	16 Amp	
Poles	2P + E	
Flange a [mm]	50	
Fixing center b [mm]	38	
c [mm]	62	
d [mm]	25	
e [mm]	18	
f [mm]	24	
g [mm]	43	
h [mm]	4,2	
Wire flexible [mm ²]	1- 2x2,5	
Wire solid [mm ²]	1- 2x2,5	
Contact screws [Ncm]	80	
Weight [g]	45	

- with screw terminals
- housing material: PA6
- contacts: nickel-plated contacts
- with shutter

IP54 splashproof

Socket outlet safety British system



	13 Amp	13 Amp
Poles	2P + E	2P + E
Flange a [mm]	64	50
Fixing center b [mm]	52	38
c [mm]	72	54
d [mm]	25	25
e [mm]	26,5	18
f [mm]	18	22
g [mm]	52	35
h [mm]	4,2	4,5
Weight [g]	67	50


- with screw terminals
- housing material: PA6
- side connection

IP54 splashproof

250V~

50/60Hz

Amp.	Poles	pack. unit	Abbreviations/Types	Cat.No.
16	3	100	<p>P-NOVA PLUS+</p> <p>flange: 50x50mm, fixing center: 38x38mm</p>	1050-0ss
16	3	100	<p>P-NOVA PLUS+</p> <p>flange: 50x50mm, fixing center: 38x38mm</p>	1050-0ssw
16	3	100	<p>P-NOVA PLUS+</p> <p>flange: 50x50mm, fixing center: 38x38mm without shutter</p>	1040-0s
16	3	100	<p>P-NOVA PLUS+</p> <p>flange: 50x50mm, fixing center: 38x38mm incl. shutter</p>	1040-0sc
13	3	100	<p>flange: 64x64mm, fixing center: 52x52mm</p>	1020-0s
13	3	100	<p>flange: 50x50mm, fixing center: 38x38mm</p>	1020-5s



Information icons: 'i', a 4-pin connector, a 3-pin connector, a 2-pin connector, a 1-pin connector, a lightning bolt, a microphone, a 4-pin connector, a game controller, a lightbulb, a car, and a hash symbol.

Event technology MIDNIGHT-SERIES

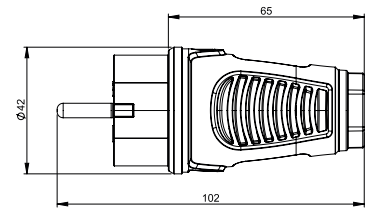
TAURUS
Der Schutzkontaktstecker



Safety plug Dual earthing system

- solid rubber version (TPE)
- internal strain relief
- contact carrier: TPE

IP54



0522-ss

pack.unit: 30

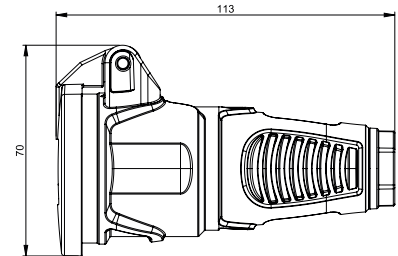
TAURUS
Der Schutzkontaktstecker



Safety connector with hinged lid Austrian/German system

- solid rubber version (TPE)
- internal strain relief
- contact carrier: TPE

IP54



2522-ss

pack.unit: 20

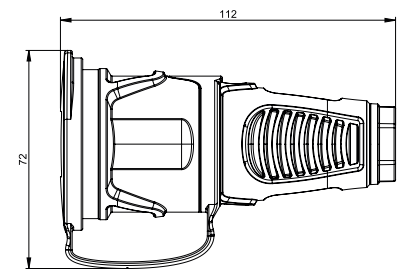
TAURUS
Der Schutzkontaktstecker



Safety connector with cap Austrian/German system

- solid rubber version (TPE)
- internal strain relief
- contact carrier: TPE

IP54



2521-ss

pack.unit: 20



3-way connector rubber French/Belgian system

- with cap
- insert: polyamide

IP44 dust- and splashproof

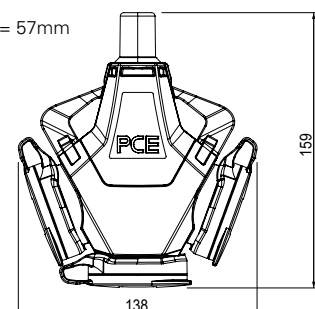
Height= 57mm



243711-ss


with shutter **243711-ssc**

pack.unit: 5



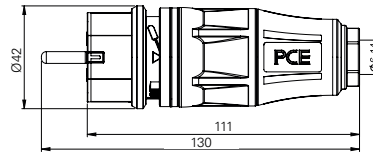
Safety plug
Dual earthing system

- with screwless cable gland
- rubberised surface
- insert: PA6

IP54 

05721-ss

pack.unit: 20





TOPTAURUS²
Der Schutzkontaktstecker



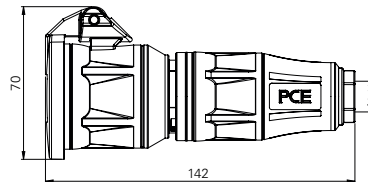
Safety connector with hinged lid
Austrian/German system or French/Belgian system

- with screwless cable gland
- optional: LED power indicator, shutter
- rubberised surface
- insert: PA6


IP54 

		
standard	25712-ss	24712-ss
+ shutter	25712-ssc	24712-ssc
standard + LED	25732-ss	24732-ss
+ LED + shutter	25732-ssc	24732-ssc

pack.unit: 10






TOPTAURUS²
Der Schutzkontaktstecker



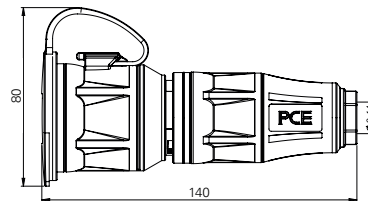
Safety connector with cap
Austrian/German system or French/Belgian system

- with screwless cable gland
- optional: LED power indicator, shutter
- rubberised surface
- insert: PA6


IP54 

		
standard	25711-ss	24711-ss
+ shutter	25711-ssc	24711-ssc
standard + LED	25731-ss	24731-ss
+ LED + shutter	25731-ssc	24731-ssc

pack.unit: 10




TOPTAURUS²
Der Schutzkontaktstecker




3-way connector solid rubber
Austrian/German system

- with hinged lid
- insert: rubber
- with screwless cable gland

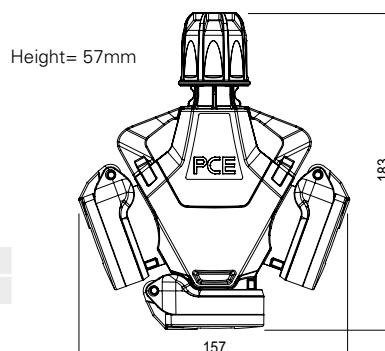
IP54 dust- and splashproof 



with LED power indicator 


253822-ss
253842-ss

pack.unit: 5



Event technology MIDNIGHT-SERIES



T-Connect

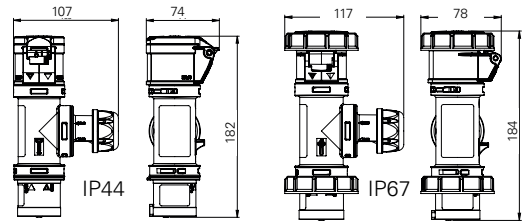
Equipment:

- 1 CEE-plug 16A 3p 6h
- 1 CEE-socket 16A 3p 6h
- 1 cable exit
(terminal block max. 3x2,5mm²)

- IP44** splashproof
- IP67** watertight

94325000
94326000

pack.unit: 10



T-Connect with cable

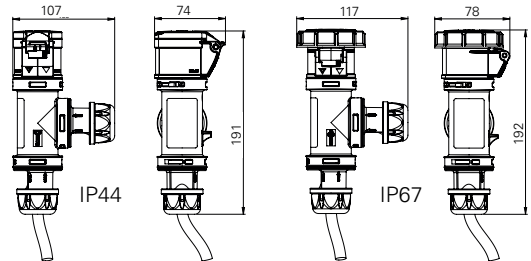
Equipment:

- 1,5m cable H07RN-F 3G1,5 with CEE-plug 16A 3p 6h
- 1 cable entry
(terminal block max. 3x2,5mm²)
- 1 CEE-socket 16A 3p 6h

- IP44** splashproof
- IP67** watertight

94325001
94326001

pack.unit: 10



T-Connect with cable entry

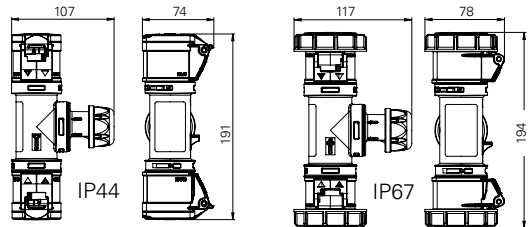
Equipment:

- 1 cable entry
(terminal block max. 3x2,5mm²)
- 2 CEE-sockets 16A 3p 6h outlet

- IP44** splashproof
- IP67** watertight

94325002
94326002

pack.unit: 10



T-Connect with CEE-plug

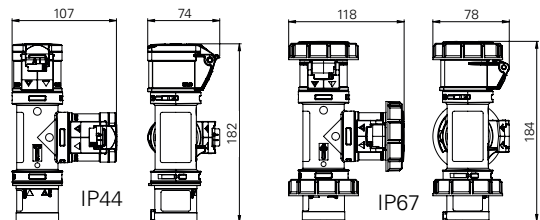
Equipment:

- 1 CEE-plug 16A 3p 6h
- 2 CEE-sockets 16A 3p 6h outlet

- IP44** splashproof
- IP67** watertight

94325003
94326003

pack.unit: 10



H-CONNECT MIDNIGHT



H-Connect

CEE multiple socket

- incl. eyelet for velcro tape for mounting on round tubes
- housing material ABS
- contacts: brass nickel-plated

Equipment:

- 1 CEE plug 16A 3p 6h
- 3 CEE socket 16A 3p 6h

IP44 splashproof

94327000

pack.unit: 5



optional: velcro tape



Eyelet for velcro tape



Event technology MIDNIGHT-SERIES

Compact distribution boxes Series St. Anton



9430052

- Plugs and sockets are black

IP44 splashproof



9430053



9430054

Entry:

1 CEE-plug 16A 5p 400V

Outlet:

3 CEE-sockets 16A 5p 400V

1 CEE-socket 16A 5p 400V

2 safety sockets 16A 250V

3 CEE-sockets 16A 3p 230V

9430052

9430053

9430054

Wall distribution boxes series Salzburg

Dimensions: HxWxD = 370x298x203mm



- for wall-fastening
- solid rubber enclosure, with protective roof
- window up to max. 14 modules
- bottom of box and cover connected with joint
- ready wired for connection

IP54 dust- and splashproof

Equipment:

1 CEE-socket 32A 5p 400V black

1 CEE-socket 16A 5p 400V black

2 safety sockets 16A 250V black

1xM32 on top, 1xM32 from bottom

Protection:

1 MCB 32A 3p-C

1 MCB 16A 3p-C

2 MCBs 16A 1p-B

1 RCD 63/4/0,03A over all outlets

92271649

Wall distribution boxes series Bruck

Dimensions: HxWxD = 370x370x203mm



- for wall-fastening
- solid rubber enclosure, with protective roof
- window up to max. 18 modules
- bottom of box and cover connected with joint
- ready wired for connection

IP54 dust- and splashproof

Equipment:

1 CEE-socket 32A 5p 400V black

2 CEE-sockets 16A 5p 400V black

4 safety sockets 16A 250V black

1xM32 on top, 1xM32 from bottom

Protection:

1 MCB 32A 3p-C

2 MCBs 16A 3p-C

4 MCBs 16A 1p-B

1 RCD 63/4/0,03A over all outlets

92401543

Mobile distribution boxes series Spitz

Dimensions: HxWxD = 320x320x320mm



- portable, handy solid-rubber mobile box-stackable
- lifting hinged cover with 2 quick acting closures
- maximum safety – closed casing bottom with high ground clearance
- ready wired for connection

IP54 dust- and splashproof

Equipment:

2 CEE-sockets 32A 5p 400V black

2 CEE-sockets 16A 5p 400V black

4 safety sockets 16A 250V black

2m cable H07RN-F 5G6 with

CEE-plug 32A 5p 400V black

Protection:

2 MCBs 16A 3p-C

4 MCBs 16A 1p-B

1 RCD 63/4/0,03A over all outlets

94741367

Mobile distribution boxes series Steyregg

Dimensions: HxWxD = 79x430x129mm



- portable, handy solid-rubber mobile box
- housing with carrying handle
- ready wired for connection

IP54 dust- and splashproof

Equipment:

2 CEE-sockets 16A 5p 400V black

2 safety sockets 16A 250V black

2m cable H07RN-F 5G4 with

CEE-plug 32A 5p 400V black

Protection:

1 MCB 16A 3p-C

2 MCBs 16A 1p-C

9441480

Series M-SVE3
63/11-12/V2/2M/A/MS

Dimensions: HxWxD = 340x400x350mm

- shock-resistant, robust and mobile insulated thermoplastic box
- very lightweight and handy
- stackable
- resistant to weather and ageing

IP44 splashproof

Equipment:

- 1 CEE-socket 16A 5p 400V black
- 1 CEE-socket 32A 5p 400V black
- 12 sockets (DIN 49440) 16A 250V black

Connection cable 44 kVA

2m cable 5G10 with CEE-plug 63A 5p 400V

Protection:

- 1 MCB 16A 3p-C
- 1 MCB 32A 3p-C
- 12 MCBs 16A 1p-C
- 2 RCDs 63/0,03A

853009286



Series M-SVE4
63/1-16/V17/G/E/A/MS

Dimensions: HxWxD = 340x560x350mm

- shock-resistant, robust and mobile insulated thermoplastic box
- very lightweight and handy
- stackable
- resistant to weather and ageing

IP44 splashproof

Equipment:

- 1 CEE-socket 16A 5p 400V black
- 16 sockets (DIN 49440) 16A 250V black

Connection cable 44 kVA

CEE-plug 63A 5p 400V black with cable loop in the entry

Protection:

- 1 MCB 16A 3p-C
- 16 RCBOs 16A 1p-C/0,03A
- 1 RCD 40/0,03A

854009285



Hinged windows IP54

- especially compact (robust) design, made of shock-resistant polycarbonate
- for distributor's construction, O.E.M's, panel builders etc.
- self-closing window
- size of hinged window suitable for 4, 6, 7, 8, 9, 10, 11, 12, 13, 14 and 18 modules
- angle of vee > 180°
- with integrated gasket for flange mounting
- integrated free position for lead seal
- color frame: black

Protection degree **IP54** in vertical position
Protection degree **IP44** in horizontal position

details see page 333

unit	size	p.unit	Cat.No.
4	92x97mm	30	9006504s
6	128x97mm	20	9006506s
7	139x97mm	15	9006507s
8	164x97mm	15	9006508s
9	182x97mm	15	9006509s
10	200x97mm	10	9006510s
11	218x97mm	10	9006511s
12	236x97mm	10	9006512s
13	253x97mm	10	9006513s
14	272x97mm	10	9006514s
18	344x97mm	10	9006518s



Hinged windows IP66/67

- especially compact (robust) design, made of shock-resistant polycarbonate
- for distributor's construction, O.E.M's, panel builders etc.
- sprung-loaded window with integrated knurled screws
- size of hinged window suitable for 2, 4, 5, 6, 7, 8, 9, 10, 12, 13, 18 modules
- with integrated gasket for flange mounting
- all metal parts corrosion-resistant
- color frame: black

IP66/67 watertight

details see page 332

unit	size	p.unit	Cat.No.
2	49x93mm	40	900602s
4	85x93mm	20	900604s
5	103x93mm	20	900605s
6	121x93mm	15	900606s
7	139x93mm	15	900607s
8	157x93mm	15	900608s
9	175x93mm	15	900609s
10	193x93mm	15	900610s
12	229x93mm	10	900612s
13	247x93mm	10	900613s
18	337x93mm	12	900618s



PCE





HELAF.COM - INFO@HELAF.COM



MADE IN AUSTRIA



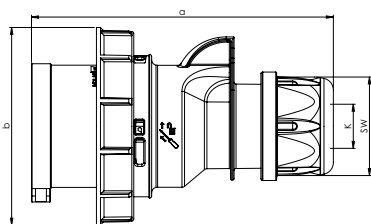
PLUGS AND SOCKETS „CAMOUFLAGE“

		Page
	Plugs / Connectors 16A - 125A	244
	Flanged plugs / Wall mounted plugs	246
	Flanged sockets straight and sloping	248
	Watertight plugs and connectors IP66/68	250

 Version in bronze-green (similar to RAL6031)



CEE Plugs and connectors

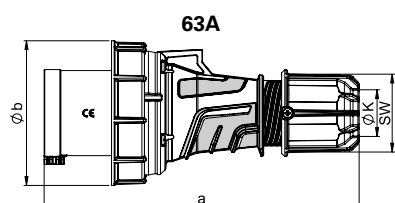


Plug IP67 SHARK

	16 Amp		32 Amp	
	3	5	3	5
Poles	3	5	3	5
a [mm]	122	134	150	155
b [mm]	71	87	93	100
K_cable Ø [mm]	6-15	8-16	11,5-20	11,5-22
Wire flexible [mm²]	1-2,5		2,5-6	
Contact screws [Ncm]	100		110	
SW [mm]	42	42	50	50
Weight [g]	130	183	223	276

- with screw terminals
- housing material: PA6
- contacts: brass

IP66/67 watertight

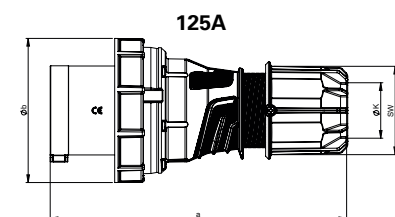


Plug IP66/67 POWER TWIST

	63 Amp			125 Amp		
	3	4	5	3	4	5
Poles	3	4	5	3	4	5
a [mm]	250	250	250	270	270	270
b [mm]	115	115	115	131	131	131
K_cable Ø [mm]	14,5-36	14,5-36	14,5-36	22,5-50	22,5-50	22,5-50
Wire flexible [mm²]	6-16			16-50		
Contact screws [Ncm]	200			450		
SW [mm]	61	61	61	81	81	81
Weight [g]	574	621	670	956	1064	1169

- contact frame with screws; 125A with hexagon socket screws
- housing material: PA6
- contacts: nickel-plated contacts with pilot contact (see page 8)

IP66/67 watertight

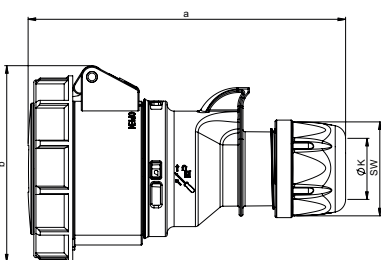


Connector IP66/67 SHARK

	16 Amp		32 Amp	
	3	5	3	5
Poles	3	5	3	5
a [mm]	132	147	163	171
b [mm]	78	92	96	102
K_cable Ø [mm]	6-15	8-16	11,5-20	11,5-22
Wire flexible [mm²]	1-2,5		2,5-6	
Contact screws [Ncm]	100		110	
SW [mm]	42	42	50	50
Weight [g]	155	227	275	338

- with screw terminals
- housing material: PA6
- contacts: brass

IP66/67 watertight

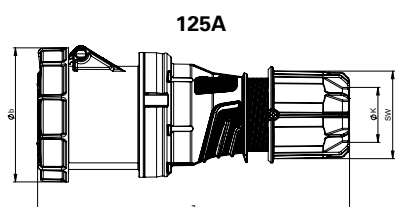
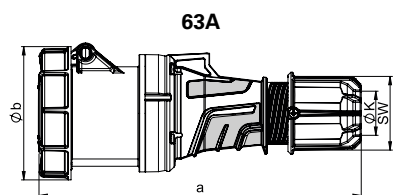


Connector IP66/67 POWER TWIST

	63 Amp			125 Amp		
	3	4	5	3	4	5
Poles	3	4	5	3	4	5
a [mm]	269	269	269	287	287	287
b [mm]	114	114	114	124	124	124
K_cable Ø [mm]	14,5-36	14,5-36	14,5-36	22,5-50	22,5-50	22,5-50
Wire flexible [mm²]	6-16			16-50		
Contact screws [Ncm]	200			450		
SW [mm]	61	61	61	81	81	81
Weight [g]	673	714	772	1060	1167	1266

- contact frame with screws; 125A with hexagon socket screws
- housing material: PA6
- contacts: brass with lamellar contact CuBe
 - to order with pilot contact add a „5“ e.g. 2435-6.u (see page 8)
 - to order with pilot contact system (PCS) please add a „6“ e.g. 2436-6.u (see page 8)

IP66/67 watertight



Amp.	Poles	pack. unit	230V~	400V~
			50/60Hz 3p=6h 4p+5p=9h	50/60Hz 3p=9h 4p+5p=6h
			Cat.No.	Cat.No.

16	3	10
16	5	10
32	3	10
32	5	10

0132-6.u	
	0152-6.u
0232-6.u	
	0252-6.u



0152-6.u

63	3	2
63	4	2
63	5	2
125	3	2
125	4	2
125	5	2

033-6.u	
	034-6.u
	035-6.u
043-6.u	
	044-6.u
	045-6.u



035-6.u

16	3	10
16	5	10
32	3	10
32	5	10

2132-6.u	
	2152-6.u
2232-6.u	
	2252-6.u



2152-6.u

63	3	2
63	4	2
63	5	2
125	3	2
125	4	2
125	5	2

233-6.u	
	234-6.u
	235-6.u
243-6.u	
	244-6.u
	245-6.u

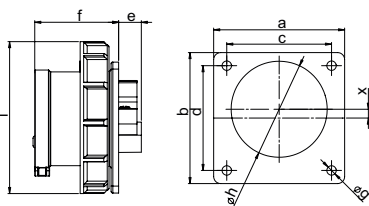


235-6.u

-
-
-
-
-
-
-
-
-
-
-
-

CEE Flanged plugs / wall mounted plugs

Flanged plug straight IP67



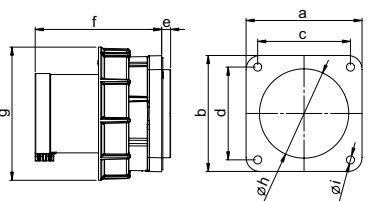
	16 Amp		32 Amp	
Poles	3	5	3	5
Flange a x b [mm]	75	75	75	75
Fixing center c x d [mm]	60	60	60	60
e [mm]	15	13	14	14
f [mm]	48	48	58	58
g [mm]	5,5	5,5	5,5	5,5
h [mm]	43	55	55	55
i [mm]	71	87	93	100
x [mm]	11,3	5	4,5	0
Wire flexible [mm²]	1-2,5		2,5-6	
Wire solid [mm²]	1-4		2,5-10	
Contact screws [Ncm]	100		110	
Weight [g]	109	150	167	214

- with screw terminals
 - housing material: PA6
 - contacts: brass
- According to EN 60309:
For correct use a locking device has to be provided (see page 10)
- for 16A 3p till 32A 4p the plug is placed off centered for keeping the standards

IP67 watertight

Flanged plug straight IP66/67

POWER TWIST

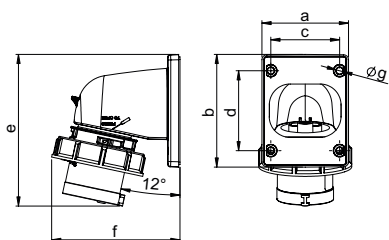


	63 Amp			125 Amp		
Poles	3	4	5	3	4	5
Flange a x b [mm]	100	100	100	120	120	120
Fixing center c x d [mm]	80	80	80	100	100	100
e [mm]	8	8	8	13	13	13
f [mm]	109	109	109	118	118	118
g [mm]	115	115	115	131	131	131
h [mm]	77	77	77	95	95	95
i [mm]	7	7	7	7	7	7
Wire flexible [mm²]	6-16			16-50		
Wire solid [mm²]	6-15			16-70		
Contact screws [Ncm]	200			450		
Weight [g]	479	531	570	786	891	998

- contact frame with screws; 125A with hexagon socket screws
- housing material: PA6
- contacts: nickel-plated contacts, with pilot contact (see page 8)
- for waterproof cover see accessories on page 56

IP66/67 watertight

Flanged plug angled IP67

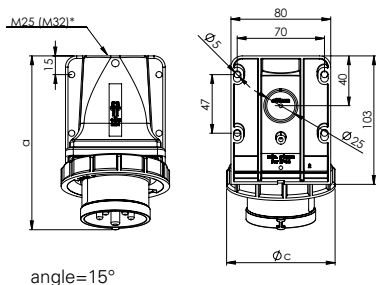


	16 Amp		32 Amp	
Poles	3	5	3	5
a [mm]	66	90	90	90
b [mm]	86	100	100	100
c [mm]	53	77	77	77
d [mm]	61	85	85	85
e [mm]	116	153	163	164
f [mm]	99	107	110	114
g [mm]	5	5	5	5
Wire flexible [mm²]	1-2,5		2,5-6	
Wire solid [mm²]	1-4		2,5-10	
Contact screws [Ncm]	100		110	
Weight [g]	146	219	240	291

- with screw terminals
- housing material: PC/ABS
- contacts: brass

IP67 watertight

Wall mounted plug IP67



	16 Amp		32 Amp	
Poles	3	5	3	5
a [mm]	136	140	150	152
Height [mm]	99	100	104	102
c [mm]	71	87	93	102
M* [mm]	25	25	25	25
Wire flexible [mm²]	1-2,5		2,5-6	
Wire solid [mm²]	1-4		2,5-10	
Contact screws [Ncm]	100		110	
Weight [g]	200	242	260	306

- with screw terminals
- housing material: PA6
- contacts: brass
- top or rear entry
- incl. threaded bung

IP67 watertight

*M32 optional on request available

Amp.	Poles	pack. unit	230V~	400V~
			50/60Hz 3p=6h 4p+5p=9h	50/60Hz 3p=9h 4p+5p=6h
			Cat.No.	Cat.No.

flange 75 x 75 - fixing center 60 x 60				
16	3	10	6132-6.u	
16	5	10		6152-6.u
32	3	10	6232-6.u	
32	5	10		6252-6.u



6252-6.u

flange 100 x 100 - fixing center 80 x 80				
63	3	2	633-6.u	
63	4	2		634-6.u
63	5	2		635-6.u
flange 120 x 120 - fixing center 100 x 100				
125	3	2	643-6.u	
125	4	2		644-6.u
125	5	2		645-6.u



645-6.u

16	3	10	777132-6.u	
16	5	10		777152-6.u
32	3	10	777232-6.u	
32	5	10		777252-6.u



777152-6.u

16	3	10	5132-6k.u	
16	5	10		5152-6k.u
32	3	10	5232-6k.u	
32	5	10		5252-6k.u

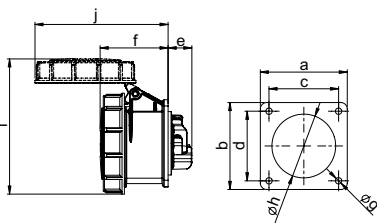


5152-6k.u

Information icons: i, electrical symbols, warning, microphone, calculator, game controller, lightbulb, car, and hashtag.

CEE Flanged sockets straight and sloping

Flanged socket straight IP67

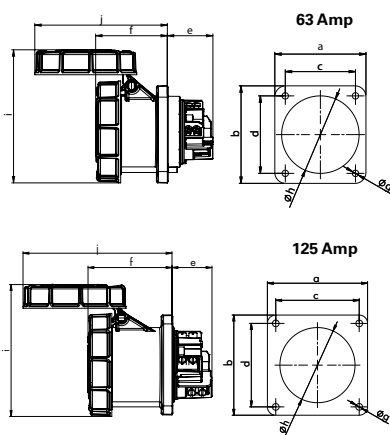


	16 Amp		32 Amp	
	3	5	3	5
Poles	3	5	3	5
Flange a x b [mm]	75	75	75	75
Fixing center c x d [mm]	60	60	60	60
e [mm]	21	21	23	23
f [mm]	56	59	69	71
g [mm]	5,5	5,5	5,5	5,5
h [mm]	43	55	55	58
i [mm]	102	117	122	130
j [mm]	101	115	130	136
Wire flexible [mm²]	1-2,5		2,5-6	
Wire solid [mm²]	1-4		2,5-10	
Contact screws [Ncm]	100		110	
Weight [g]	135	183	206	260

- with screw terminals
- housing material: PA6
- contacts: brass
 - to order nickel-plated contacts please add a „v“ e.g. 3152-6.uv

IP67 watertight

Flanged socket straight IP66/67 POWER TWIST

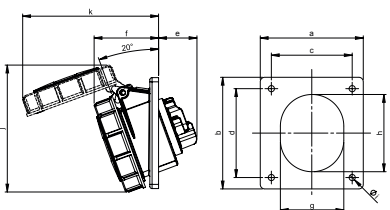


	63 Amp			125 Amp		
	3	4	5	3	4	5
Poles	3	4	5	3	4	5
Flange a x b [mm]	100	100	100	120	120	120
Fixing center c x d [mm]	80	80	80	100	100	100
e [mm]	50	50	50	48	48	48
f [mm]	80	80	80	101	101	101
g [mm]	7	7	7	8	8	8
h [mm]	85	85	85	90	90	90
i [mm]	147	147	147	159	159	159
j [mm]	146	146	146	179	179	179
Wire flexible [mm²]	6-16			16-50		
Wire solid [mm²]	6-25			16-70		
Contact screws [Ncm]	200			450		
Weight [g]	488	533	587	752	890	986

- contact frame with screws
- housing material: PA6
- contacts: brass with lamellar contact CuBe
 - to order with pilot contact please add a „5“, e.g. 3355-6.u (see page 8)
 - to order with pilot contact system (PCS) please add a „6“ e.g. 3356-6.u (see page 8)

IP66/67 watertight

Flanged socket sloping IP67

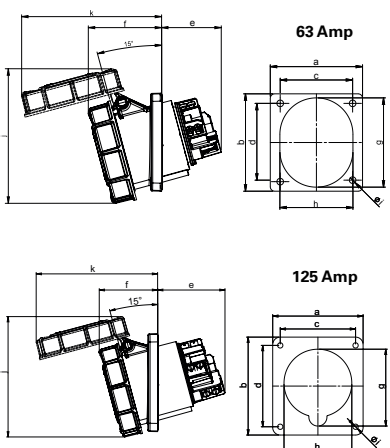


	16 Amp		32 Amp	
	3	5	3	5
Poles	3	5	3	5
Flange a [mm]	92	92	92	92
Flange b [mm]	100	100	100	100
Fixing center c [mm]	77	77	77	77
Fixing center d [mm]	85	85	85	85
e [mm]	33	38	48	48
f [mm]	53	58	62	62
g [mm]	51	65	65	70
h [mm]	61	76	75	80
i [mm]	5,5	5,5	5,5	5,5
j [mm]	101	114	120	128
k [mm]	107	122	130	131
Wire flexible [mm²]	1-2,5		2,5-6	
Wire solid [mm²]	1-4		2,5-10	
Contact screws [Ncm]	100		110	
Weight [g]	160	199	221	280

- with screw terminals
- housing material: PA6
- contacts: brass
 - to order nickel-plated contacts please add a „v“ e.g. 4152-6.uv

IP67 watertight

Flanged socket sloping IP67 POWER TWIST



	63 Amp			125 Amp		
	3	4	5	3	4	5
Poles	3	4	5	3	4	5
Flange a [mm]	100	100	100	120	114	114
Flange b [mm]	112	112	112	130	114	114
Fixing center c [mm]	80	80	80	100	90	90
Fixing center d [mm]	88	88	88	108	90	90
e [mm]	64	64	64	92	92	92
f [mm]	80	80	80	77	77	77
g [mm]	92	92	92	102	102	102
h [mm]	82	82	82	90	90	90
i [mm]	7	7	7	7	7	7
j [mm]	148	148	148	160	160	160
k [mm]	154	154	154	162	162	162
Wire flexible [mm²]	6-16			16-50		
Wire solid [mm²]	6-25			16-70		
Contact screws [Ncm]	200			450		
Weight [g]	495	540	595	804	896	995

- contact frame with screws; 125A with hexagon socket screws
- housing material: PA6
- contacts: brass with lamellar contact CuBe
 - to order with pilot contact please add a „5“ e.g. 4455-6.u (see page 8)
 - to order with pilot contact system (PCS) please add a „6“ e.g. 4456-6.u (see page 8)

IP66/67 watertight

Amp.	Poles	pack. unit	230V~	400V~
			50/60Hz 3p=6h 4p+5p=9h	50/60Hz 3p=9h 4p+5p=6h
			Cat.No.	Cat.No.

flange 75 x 75 - fixing center 60 x 60			230V~	400V~
16	3	10	3132-6.u	
16	5	10		3152-6.u
32	3	10	3232-6.u	
32	5	10		3252-6.u



3152-6.u

flange 100 x 100 - fixing center 80 x 80			230V~	400V~
63	3	2	333-6.u	
63	4	2		334-6.u
63	5	2		335-6.u
flange 120 x 120 - fixing center 100 x 100			230V~	400V~
125	3	2	343-6.u	
125	4	2		344-6.u
125	5	2		345-6.u



335-6.u

flange 92 x 100 - fixing center 77 x 85			230V~	400V~
16	3	10	4132-6.u	
16	5	10		4152-6.u
32	3	10	4232-6.u	
32	5	10		4252-6.u



4152-6.u

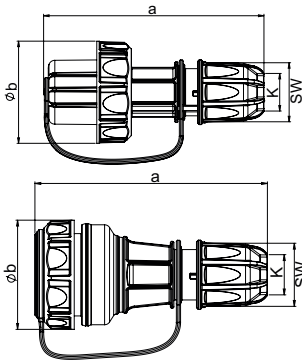
flange 100 x 112 - fixing center 80 x 88			230V~	400V~
63	3	2	433-6.u	
63	4	2		434-6.u
63	5	2		435-6.u
flange 120 x 130 - fixing center 100 x 108			230V~	400V~
125	3	2	443-6.u	
125	4	2		444-6.u
125	5	2		445-6.u



445-6.u

-
-
-
-
-
-
-
-
-
-
-
-

Watertight plugs and connectors IP66/68



Plug with protection cap IP66/68

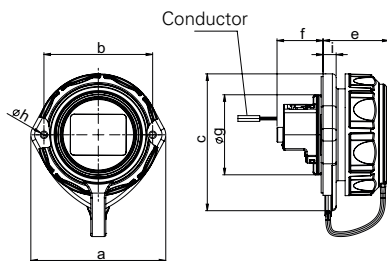
	Plug 16 Amp	Connector 16 Amp
Poles	2P + E	2P + E
a [mm]	144	140
b Ø [mm]	65	65
K (cable Ø) [mm]	6- 19	6- 19
SW [mm]	38	38
Wire flexible [mm ²]	1- 2,5	1- 2,5
Contact screws [Ncm]	80	80
Weight [g]	120	140
	protection cap with band	cap with band

- with screw terminals
- housing material: PC/ABS
- contacts: nickel-plated
- VG96926 (Weapon norm approval) on request

IP66/68 watertight
up to 2 bar / 2h



Connector with cap IP66/68

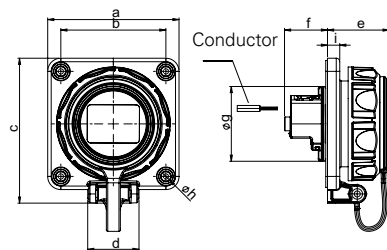


Flanged socket oval with cover band

	16 Amp
Poles	2P + E
a [mm]	72
b [mm]	58
c [mm]	75
e [mm]	36
f [mm]	25
g [mm]	43
h [mm]	4
i [mm]	7
Wire flexible [mm ²]	1- 2x2,5
Wire solid [mm ²]	1- 2x2,5
Contact screws [Ncm]	80
Weight [g]	87

- with screw terminals
- housing material: PC/ABS
- contacts: nickel-plated contacts
- rear connection
- 2-point fastening
- VG96926 (Weapon norm approval) on request

IP66/68 watertight
up to 2 bar / 2h

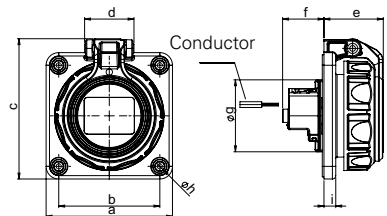


Flanged socket 75x75 mm with cover band

	16 Amp
Poles	2P + E
a [mm]	75
b [mm]	60
c [mm]	84
d [mm]	30
e [mm]	36
f [mm]	25
g [mm]	43
h [mm]	5,5
i [mm]	7
Wire flexible [mm ²]	1- 2x2,5
Wire solid [mm ²]	1- 2x2,5
Contact screws [Ncm]	80
Weight [g]	101

- with screw terminals
- housing material: PC/ABS
- contacts: nickel-plated contacts
- rear connection
- 4-point fastening
- VG96926 (Weapon norm approval) on request

IP66/68 watertight
up to 2 bar / 2h



Flanged socket 75x75mm with hinged lid

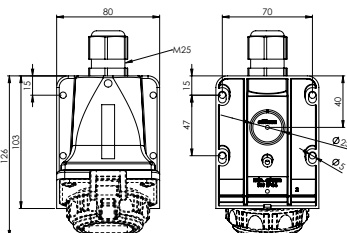
	16 Amp
Poles	2P + E
a [mm]	75
b [mm]	60
c [mm]	84
d [mm]	30
e [mm]	36
f [mm]	25
g [mm]	43
h [mm]	5,5
i [mm]	7
Wire flexible [mm ²]	1- 2x2,5
Wire solid [mm ²]	1- 2x2,5
Contact screws [Ncm]	80
Weight [g]	105

- with screw terminals
- housing material: PC/ABS
- contacts: nickel-plated contacts
- rear connection
- 4-point fastening

IP66/68 watertight
up to 2 bar / 2h



Wall housing for flanged socket 75x75mm IP66/68



- for flange size 75x75mm
- material: PA6
- 4-point fixation
- incl. mounting screws
- incl. cable gland M25

20168.u + 20352-8u

250V~

50/60Hz

PCE

Amp.	Poles	pack. unit	Abbreviations/Types	Cat.No.
16	3	10	Plug (2-earthing systems)	20051-u
			Austrian/German System	
16	3	10	Connector without shutter	20251-u
16	3	10	Connector with shutter	20251-uc
			French/Belgian System	
16	3	10	Connector without shutter	20241-u
16	3	10	Connector with shutter	20241-uc
			Austrian/German System	
16	3	10	rear connection without shutter	20351-9u
16	3	10	rear connection with shutter	20351-9uc
			French/Belgian System	
16	3	10	rear connection without shutter	20341-9u
16	3	10	rear connection with shutter	20341-9uc
			Austrian/German System	
16	3	10	rear connection without shutter	20351-8u
16	3	10	rear connection with shutter	20351-8uc
			French/Belgian System	
16	3	10	rear connection without shutter	20341-8u
16	3	10	rear connection with shutter	20341-8uc
			Austrian/German System	
16	3	10	rear connection without shutter	20352-8u
16	3	10	rear connection with shutter	20352-8uc
			French/Belgian System	
16	3	10	rear connection without shutter	20342-8u
16	3	10	rear connection with shutter	20342-8uc
		10	Wall housing (empty) incl. 4x screws and cable gland M25	20168.u
		10	Surface housing (empty) incl. 4x screws and cable gland M20	80168.u



20051-u



20251-u



20351-9u



20351-8u



20352-8u



20168.u



80168.u

Information icons: 'i', a 3-pin plug icon, a 4-pin plug icon, a 5-pin plug icon, a 6-pin plug icon, a 7-pin plug icon, a 8-pin plug icon, a 9-pin plug icon, a 10-pin plug icon, a 12-pin plug icon, a 15-pin plug icon, a 16-pin plug icon, a 18-pin plug icon, a 20-pin plug icon, a 24-pin plug icon, a 28-pin plug icon, a 32-pin plug icon, a 36-pin plug icon, a 40-pin plug icon, a 44-pin plug icon, a 48-pin plug icon, a 52-pin plug icon, a 56-pin plug icon, a 60-pin plug icon, a 64-pin plug icon, a 68-pin plug icon, a 72-pin plug icon, a 76-pin plug icon, a 80-pin plug icon, a 84-pin plug icon, a 88-pin plug icon, a 92-pin plug icon, a 96-pin plug icon, a 100-pin plug icon, a 104-pin plug icon, a 108-pin plug icon, a 112-pin plug icon, a 116-pin plug icon, a 120-pin plug icon, a 124-pin plug icon, a 128-pin plug icon, a 132-pin plug icon, a 136-pin plug icon, a 140-pin plug icon, a 144-pin plug icon, a 148-pin plug icon, a 152-pin plug icon, a 156-pin plug icon, a 160-pin plug icon, a 164-pin plug icon, a 168-pin plug icon, a 172-pin plug icon, a 176-pin plug icon, a 180-pin plug icon, a 184-pin plug icon, a 188-pin plug icon, a 192-pin plug icon, a 196-pin plug icon, a 200-pin plug icon, a 204-pin plug icon, a 208-pin plug icon, a 212-pin plug icon, a 216-pin plug icon, a 220-pin plug icon, a 224-pin plug icon, a 228-pin plug icon, a 232-pin plug icon, a 236-pin plug icon, a 240-pin plug icon, a 244-pin plug icon, a 248-pin plug icon, a 252-pin plug icon, a 256-pin plug icon, a 260-pin plug icon, a 264-pin plug icon, a 268-pin plug icon, a 272-pin plug icon, a 276-pin plug icon, a 280-pin plug icon, a 284-pin plug icon, a 288-pin plug icon, a 292-pin plug icon, a 296-pin plug icon, a 300-pin plug icon, a 304-pin plug icon, a 308-pin plug icon, a 312-pin plug icon, a 316-pin plug icon, a 320-pin plug icon, a 324-pin plug icon, a 328-pin plug icon, a 332-pin plug icon, a 336-pin plug icon, a 340-pin plug icon, a 344-pin plug icon, a 348-pin plug icon, a 352-pin plug icon, a 356-pin plug icon, a 360-pin plug icon, a 364-pin plug icon, a 368-pin plug icon, a 372-pin plug icon, a 376-pin plug icon, a 380-pin plug icon, a 384-pin plug icon, a 388-pin plug icon, a 392-pin plug icon, a 396-pin plug icon, a 400-pin plug icon, a 404-pin plug icon, a 408-pin plug icon, a 412-pin plug icon, a 416-pin plug icon, a 420-pin plug icon, a 424-pin plug icon, a 428-pin plug icon, a 432-pin plug icon, a 436-pin plug icon, a 440-pin plug icon, a 444-pin plug icon, a 448-pin plug icon, a 452-pin plug icon, a 456-pin plug icon, a 460-pin plug icon, a 464-pin plug icon, a 468-pin plug icon, a 472-pin plug icon, a 476-pin plug icon, a 480-pin plug icon, a 484-pin plug icon, a 488-pin plug icon, a 492-pin plug icon, a 496-pin plug icon, a 500-pin plug icon, a 504-pin plug icon, a 508-pin plug icon, a 512-pin plug icon, a 516-pin plug icon, a 520-pin plug icon, a 524-pin plug icon, a 528-pin plug icon, a 532-pin plug icon, a 536-pin plug icon, a 540-pin plug icon, a 544-pin plug icon, a 548-pin plug icon, a 552-pin plug icon, a 556-pin plug icon, a 560-pin plug icon, a 564-pin plug icon, a 568-pin plug icon, a 572-pin plug icon, a 576-pin plug icon, a 580-pin plug icon, a 584-pin plug icon, a 588-pin plug icon, a 592-pin plug icon, a 596-pin plug icon, a 600-pin plug icon, a 604-pin plug icon, a 608-pin plug icon, a 612-pin plug icon, a 616-pin plug icon, a 620-pin plug icon, a 624-pin plug icon, a 628-pin plug icon, a 632-pin plug icon, a 636-pin plug icon, a 640-pin plug icon, a 644-pin plug icon, a 648-pin plug icon, a 652-pin plug icon, a 656-pin plug icon, a 660-pin plug icon, a 664-pin plug icon, a 668-pin plug icon, a 672-pin plug icon, a 676-pin plug icon, a 680-pin plug icon, a 684-pin plug icon, a 688-pin plug icon, a 692-pin plug icon, a 696-pin plug icon, a 700-pin plug icon, a 704-pin plug icon, a 708-pin plug icon, a 712-pin plug icon, a 716-pin plug icon, a 720-pin plug icon, a 724-pin plug icon, a 728-pin plug icon, a 732-pin plug icon, a 736-pin plug icon, a 740-pin plug icon, a 744-pin plug icon, a 748-pin plug icon, a 752-pin plug icon, a 756-pin plug icon, a 760-pin plug icon, a 764-pin plug icon, a 768-pin plug icon, a 772-pin plug icon, a 776-pin plug icon, a 780-pin plug icon, a 784-pin plug icon, a 788-pin plug icon, a 792-pin plug icon, a 796-pin plug icon, a 800-pin plug icon, a 804-pin plug icon, a 808-pin plug icon, a 812-pin plug icon, a 816-pin plug icon, a 820-pin plug icon, a 824-pin plug icon, a 828-pin plug icon, a 832-pin plug icon, a 836-pin plug icon, a 840-pin plug icon, a 844-pin plug icon, a 848-pin plug icon, a 852-pin plug icon, a 856-pin plug icon, a 860-pin plug icon, a 864-pin plug icon, a 868-pin plug icon, a 872-pin plug icon, a 876-pin plug icon, a 880-pin plug icon, a 884-pin plug icon, a 888-pin plug icon, a 892-pin plug icon, a 896-pin plug icon, a 900-pin plug icon, a 904-pin plug icon, a 908-pin plug icon, a 912-pin plug icon, a 916-pin plug icon, a 920-pin plug icon, a 924-pin plug icon, a 928-pin plug icon, a 932-pin plug icon, a 936-pin plug icon, a 940-pin plug icon, a 944-pin plug icon, a 948-pin plug icon, a 952-pin plug icon, a 956-pin plug icon, a 960-pin plug icon, a 964-pin plug icon, a 968-pin plug icon, a 972-pin plug icon, a 976-pin plug icon, a 980-pin plug icon, a 984-pin plug icon, a 988-pin plug icon, a 992-pin plug icon, a 996-pin plug icon, a 1000-pin plug icon.

DISTRIBUTION BOXES MADE OF SOLID RUBBER OR THERMOPLASTIC

PCE supplies a variety of high-grade, **solid rubber or plastic distributors** meeting all specifications and needs in the industrial field as well as those of the construction industry, the crafts, exhibition halls and traffic control equipment. In addition to a wide range of standard types we also specialize in the manufacturing of **customized products**.



Distribution boxes - Fields of application

PCE distributors are to be found in use in all areas where high mechanical loads, extreme operating conditions or comprehensive safety requirements demand a special solution such as in workshops, industrial plants, construction sites, tunnels etc.

We plan and manufacture according to your wishes and requirements.

7

STEPS TO YOUR CUSTOMIZED SOLUTION:

1. You select a housing.
2. You determine the configuration.
3. If necessary, you specify your particular needs where they deviate from the standard.
4. We draw up the technical solution and submit an offer forthwith.
5. Upon an order being placed, we manufacture the types required in line with the regulations applicable to the particular field of use and within the scope of our certified quality management system.
6. Final inspection of all devices for mechanical and electrical safety in accordance with currently valid regulations and documentation based on ISO 9001:2000 is our standard.
7. The fact that we are at your disposal for after-sales is a matter of course.

Socket outlet combinations acc. EN 61439

Example type plate












MADE IN AUSTRIA



WALL-MOUNTED DISTRIBUTION BOXES MADE OF SOLID RUBBER

		Page
	Zams Dimensions: HxWxD = 527x400x205(154)mm	258
	Bruck Dimensions: HxWxD = 370x370x203mm	259
	Salzburg Dimensions: HxWxD = 370x298x203mm	260
	Furt Dimensions: HxWxD = 350x210x146mm	261
	Grein Dimensions: HxWxD = 350x210x97mm	262
	Traunsee Dimensions: HxWxD = 260x165x90mm	263
	Freistadt Dimensions: HxWxD = 129x129x83mm	264



Information

Wall-mounted distribution boxes – solid rubber

SOLID RUBBER HOUSINGS

Our solid rubber distributor housings are made from a mixture of natural rubber, styrene and butadiene (NK/SBR). The raw material is processed – in slab form – at pressures of up to 400 t and at a temperature of 180°C. This triggers a vulcanization process which lends the distributor its final form without affecting its consistency.

FEATURES

- unbreakable, halogen-free and aging-resistant solid rubber housing
- resistant to a diversity of oils, greases, gasoline and acids
- high mechanical strength, aging and corrosion resistant
- UV and ozone resistant
- insensitive to fountains of welding sparks and similar
- temperature resistant -30°C to +80°C
- not flammable according to EN 60695-11-5

TYPE OF PROTECTION

Empty housings to IP54 (IP67 on request), in line with the lowest type of protection on the extension sockets.

IP54 T □



STANDARD DESIGN

- **TOP assembly** – all fastening elements and sockets in the cover. Easy preliminary fitting of the empty lower section to the wall
- Distributors wired to terminal (individual connection)
- Waterproof screwed cable gland (IP68) optionally top or bottom mounting
- Circuit breakers (MCB) „C“ 10KA
RCDs 30mA with numbering for correct circuit assignment
- Clear wiring with insulated wire end sleeves
- Protective isolation through 4-point attachment to the wall outside the wiring compartment – partitioned.
- Also available with external mounting brackets on request
- Hinges between housing base and cover
- Increased mechanical protection edge (roof)
- Safety device material under impact resistant, opening hinged window with large opening angle (accessory: locking device)
- Safety sockets with self-closing hinged lid
- Isolated plastic nut for socket fixation
- All exposed metal parts of stainless steel. Captive screws
- CEE sockets made of PA6, with nickel-plated contacts, impact resistant, individually interchangeable
- Vulcanised brass nut



External mounting brackets made of stainless steel (optional)



TOP assembly

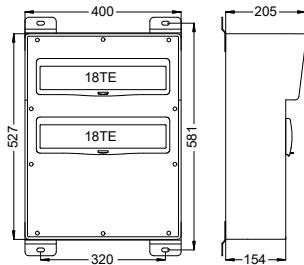


Wall-mounted distribution boxes – solid rubber Series ZAMS



Series ZAMS

- **Socket outlet combination acc. EN 61439**
- Solid rubber enclosure with protective roof
- **Dimensions HxWxD = 527x400x205 mm**
- Room for larger switchgear and sockets
- Front cover made out of plastics (black)
- Window for up to max. 3x18 modules
- Ready wired for connection
- **IP54** (IP67 on request)



Standard version:

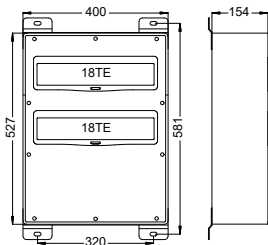
- All outer metal parts made out of stainless steel, captive screws
- Switchgear built in under impact resistant window
- Window opening angle >180° (optional: locking device)
- Ready wired on main connecting terminal for wiring through
- Cable gland IP68 selective on top or bottom
- CEE-sockets and safety sockets made of PA6, contacts nickel plated, sockets individual exchangeable

Layout	CEE 400V 5p			SS 250V	Protection		Connection	InA RDF	Cat.No.
	63A	32A	16A	16A	RCD	MCB			
	1	1	1	3	1xRCD 63A/4/0.3A (TYPE A 63AT) 1xRCD 63A/4/0.03A (TYPE A 63AT)	2xMCB 63A 3p-C before RCD 1xMCB 32A 3p-C 1xMCB 16A 3p-C 3xMCB 16A 1p-C	1xM50 (ø32-38mm) bottom	InA 100A RDF 0,6	9543014



Series ZAMS (without protective roof)

- **Socket outlet combination acc. EN 61439**
- Solid rubber enclosure without protective roof
- **Dimensions HxWxD = 527x400x154 mm**
- Room for larger switchgear and sockets
- Front cover made out of plastics (black)
- Window for up to max. 3x18 modules
- Ready wired for connection
- **IP54** (IP67 on request)



Option: protective roof stainless steel cover - see page 303

Layout	CEE 400V 5p		SS 250V	Protection		Connection	InA RDF	Cat.No.
	32A	16A	16A	RCD	MCB			
		1	10	1xRCD 63A/4/0.03A (TYPE A 63AT)	1xMCB 16A 3p-C 5xMCB 16A 1p-C	1xM32 (ø18-25mm) bottom	InA 32A RDF 0,6	9544020

InA= Rated current of switchgear and control gear assembly; RDF = Rated diversity factor

Wall-mounted distribution boxes – solid rubber Series BRUCK

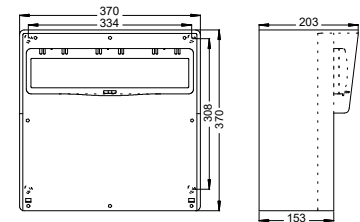
Series BRUCK

- **Socket outlet combination acc. EN 61439**
- Solid rubber enclosure with protective roof (optional without roof)
- **Dimensions HxWxD = 370x370x203 mm**
- Front cover made out of plastics (black), hinged to housing
- Window for up to max. 18 modules
- Ready wired for connection
- **IP54** (IP67 on request)



Standard version:

- **TOP-mounting** up to 17 modules- all switchgear and sockets mounted on front cover for easy fixation of the housing to the wall.
- **BOTTOM-mounting** up to 18 modules- all switchgear mounted on the housing.
- Protective insulation via 4-way wall fastening outside of wiring space
- All outer metal parts made out of stainless steel, captive screws
- Switchgear built in under impact resistant window
- Ready wired on main connecting terminal for wiring through (max. 5x25mm² / 5x16mm² YF)
- Cable gland IP68 selective on top or bottom
- CEE-sockets and safety sockets made of PA6, contacts nickel plated, sockets individual exchangeable



Option: protective roof stainless steel cover - see page 303

Layout examples: (other combinations on request!)

Layout	CEE 400V 5p			SS 250V	Protection		Connection	InA RDF	Cat.No.
	63A	32A	16A	16A	RCD	MCB			
		1	2	4	1xRCD 63A/4/0.03A (TYPE A 40AT)	1xMCB 32A 3p-C 2xMCB 16A 3p-C 4xMCB 16A 1p-B	1xM32 (ø18-25mm) top 1xM32 (blind cap) bottom	InA 40A RDF 0,4	9240539
		2	2	4	1xRCD 63A/4/0.03A (TYPE A 63AT)	1xMCB 32A 3p-C 2xMCB 16A 3p-C 4xMCB 16A 1p-C	1xM40 (ø22-32mm) top 1xM40 (blind cap) bottom	InA 63A RDF 0,5	9240862
		2	2	4	1xRCD 63A/4/0.03A (TYPE A 63AT)	2xMCB 32A 3p-C 1xMCB 16A 3p-C 4xMCB 16A 1p-B	1xM32 (ø18-25mm) top 1xM32 (blind cap) bottom	InA 63A RDF 0,5	9240544
		2	2	4	1xRCD 63A/4/0.03A (TYPE B 63AT)	2xMCB 32A 3p-C 1xMCB 16A 3p-C 4xMCB 16A 1p-B	1xM32 (ø18-25mm) top 1xM32 (blind cap) bottom	InA 63A RDF 0,4	92402851
	1	1	1	3	1xRCD 63A/4/0.3A (TYPE A 63AT) for CEE 63A 1xRCD 63A/4/0.03A (TYPE A 63AT) for CEE 32A & 16A	1xMCB 32A 3p-C 1xMCB 16A 3p-C 3xMCB 16A 1p-C	1xM40 (ø22-32mm) top 1xM40 (blind cap) bottom	InA 63A RDF 0,4	92401633
	1	1	1	4	1xRCD 63A/4/0.03A (TYPE A 63AT)	1xMCB 32A 3p-C 1xMCB 16A 3p-C 2xMCB 16A 1p-C	1xM40 (ø22-32mm) top 1xM40 (blind cap) bottom	InA 63A RDF 0,4	92402427

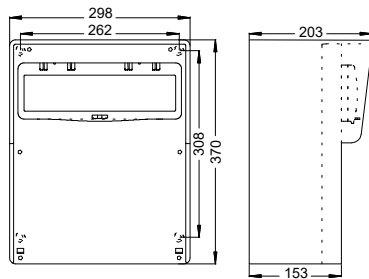
InA= Rated current of switchgear and control gear assembly; RDF = Rated diversity factor

...available on stock!



Wall-mounted distribution boxes – solid rubber

Series SALZBURG



Series SALZBURG

- **Socket outlet combination acc. EN 61439**
- Solid rubber enclosure with protective roof (optional without roof)
- **Dimensions HxWxD = 370x298x203**
- Front cover hinged to housing
- Window for up to max. 14 modules
- Ready wired for connection
- **IP54** (IP67 on request)

Standard version:

- **TOP-mounting** up to 13 modules- all switchgear and sockets mounted on front cover for easy fixation of the housing to the wall.
- **BOTTOM-mounting** up to 14 modules- all switchgear mounted on the housing.
- Protective insulation via 4-way wall fastening outside of wiring space
- All outer metal parts made out of stainless steel, captive screws
- Switchgear built in under impact resistant window
- Window opening angle >180° (Optional: locking device)
- Ready wired on main connecting terminal for wiring through (max. 5x25mm² / 5x16mm² YF)
- Cable gland IP68 selective on top or bottom
- CEE-sockets and safety sockets made of PA6, contacts nickel plated, sockets individual exchangeable

Option: protective roof stainless steel cover - see page 303

Layout examples: (other combinations on request!)

Layout	CEE 400V 5p			SS 250V	Protection		Connection	InA RDF	Cat.No.
	63A	32A	16A	16A	RCD	MCB			
			2	3	1xRCD 63A/4/0.03A (TYPE A 40AT)	2xMCB 16A 3p-C 3xMCB 16A 1p-B	1xM32 (ø18-25mm) top 1xM32 (blind cap) bottom	InA 40A RDF 0,7	9227142
		1	1	4	1xRCD 63A/4/0.03A (TYPE A 40AT)	1xMCB 32A 3p-C 1xMCB 16A 3p-C 4xMCB 16A 1p-C	1xM32 (ø18-25mm) top 1xM32 (blind cap) bottom	InA 40A RDF 0,5	92272488
		1	1	3	1xRCD 63A/4/0.03A (TYPE A 40AT)	1xMCB 32A 3p-C 1xMCB 16A 3p-C 3xMCB 16A 1p-B	1xM32 (ø18-25mm) top 1xM32 (blind cap) bottom	InA 40A RDF 0,6	
					1xRCD 40A/4/0.03A (TYPE B 40AT)				
					1xRCD 63A/4/0.03A (TYPE A 40AT)	1xMCB 32A 3p-C 1xMCB 16A 3p-C 3xMCB 16A 1p-B	1xM32 (ø18-25mm) top 2xM16 (ø5-10mm) top CAT6-socket RJ45 double + mounting set separate order	InA 40A RDF 0,6	92273146 + 12k452-0e 12k452-8/13
		2		3	1xRCD 63A/4/0.03A (TYPE A 40AT)	2xMCB 32A 3p-C 3xMCB 16A 1p-B	1xM32 (ø18-25mm) top 1xM32 (blind cap) bottom	InA 40A RDF 0,5	9227354
	1	1	1	2	1xRCD 63A/4/0.03A (TYPE A 63AT)	1xMCB 32A 3p-C 1xMCB 16A 3p-C 2xMCB 16A 1p-B	1xM40 (ø22-32mm) top 1xM40 (blind cap) bottom	InA 63A RDF 0,4	9227746

InA= Rated current of switchgear and control gear assembly; RDF = Rated diversity factor

...available on stock!

Wall-mounted distribution boxes – solid rubber

Series FURT

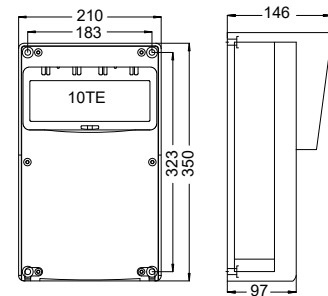
Series FURT

- **Socket outlet combination acc. EN 61439**
- Solid rubber enclosure with protective roof (optional without roof)
- **Dimensions HxWxD = 350x210x146**
- Window up to max. 10 modules
- Ready wired for connection
- **IP54** (IP67 on request)



Standard version:

- Protective insulation via 4-way wall fastening outside of wiring space
- All outer metal parts made out of stainless steel, captive screws
- Switchgear built in under impact resistant window
- Window opening angle >180° (Optional: locking device)
- Ready wired on main connecting terminal
- Cable gland IP68 selective on top or bottom
- CEE-sockets and safety sockets made of PA6, contacts nickel plated, sockets individual exchangeable



Layout examples: (other combinations on request!)

Layout	CEE 400V 5p			SS 250V	Protection		Connection	VS InA RDF	Cat.No.
	63A	32A	16A	16A	RCD	MCB			
				6	1xRCD 63A/4/0.03A (TYPE A 40AT)	6xMCB 16A 1p-C	1xM25 (ø13-18mm) top 1xM25 (blind cap) bottom	InA 32A RDF 0,6	9217134
				9			1xM20 (ø7-14mm) top	VS max.16A	9217005
			1	2	1xRCD 40A/4/0.03A (TYPE A 25AT)	1xMCB 16A 3p-C 2xMCB 16A 1p-B	1xM25 (ø13-18mm) bottom	InA 25A RDF 0,7	9217041
			1	3	1xRCD 40A/4/0.03A (TYPE A 25AT)	1xMCB 16A 3p-C 3xMCB 16A 1p-B	1xM25 (ø13-18mm) bottom	InA 25A RDF 0,7	9217102
		1	1	2			1xM25 (ø13-18mm) top 2xM20 (ø7-14mm) top	VS max.16A max.32A	9217090
		1		3	1xRCD 63A/4/0.03A (TYPE A 40AT)	1xMCB 32A 3p-C 3xMCB 16A 1p-B	1xM32 (ø18-25mm) bottom	InA 40A RDF 0,6	9217001
			2	3		2xMCB 16A 3p-C 3xMCB 16A 1p-C	1xM25 (ø13-18mm) bottom	InA 32A RDF 0,6	9217035
		1	1	3		1xMCB 32A 3p-C 1xMCB 16A 3p-C 3xMCB 16A 1p-C	1xM32 (ø18-25mm) bottom	InA 40A RDF 0,5	9217055
		2		6			1xM25 (ø13-18mm) top 1xM20 (ø7-14mm) top	VS max.16A max.32A	9217100

InA= Rated current of switchgear and control gear assembly; RDF = Rated diversity factor; VS = backup fuse



Wall-mounted distribution boxes – solid rubber Series GREIN

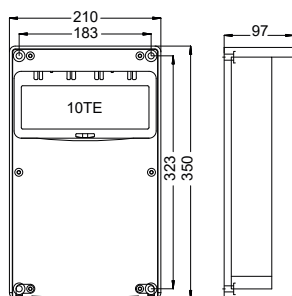


Series GREIN

- **Socket outlet combination**
- Solid rubber enclosure
- **Dimensions HxWxD = 350x210x97**
- Front cover hinged to housing
- Ready wired for connection
- **IP54** (IP67 on request)

Standard version:

- Protective insulation via 4-way wall fastening outside of wiring space
- All outer metal parts made out of stainless steel, captive screws
- Ready wired on main connecting terminal
- Cable gland IP68 on top
- CEE-sockets and safety sockets made of PA6, contacts nickel plated, sockets individual exchangeable



Layout examples: (other combinations on request!)

Layout	CEE 400V 5p			SS 250V	Protection		Connection	VS	Cat.No.
	63A	32A	16A	16A	RCD	MCB			
		1	1	3			1xM25 (ø13-18mm) top 2xM20 (ø7-14mm) top	max. 16A max. 32A	9218090
			4	2			2xM25 (ø13-18mm) top 1xM20 (ø7-14mm) top	max. 16A	9218145

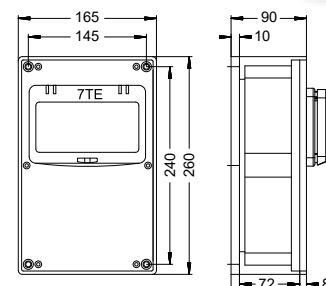
Wall-mounted distribution boxes – solid rubber Series TRAUNSEE

Series TRAUNSEE

- **Socket outlet combination acc. EN 61439**
- Solid rubber enclosure
- **Dimensions HxWxD = 260x165x90**
- Ready wired for connection
- **IP54** (IP67 on request)

Standard version:

- Protective insulation via 4-way wall fastening outside of wiring space
- All outer metal parts made out of stainless steel, captive screws
- Ready wired on main connecting terminal
- Cable gland IP68 on top
- CEE-sockets and safety sockets made of PA6, contacts nickel plated, sockets individual exchangeable

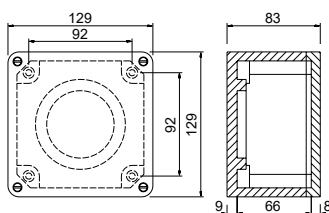


Layout examples: (other combinations on request!)

Layout	CEE 400V 5p			SS 250V	Protection		Connection	VS InA RDF	Cat.No.
	63A	32A	16A	16A	RCD	MCB			
				3	1xRCD 63A/4/0.03A (TYPE A 40AT)	3xMCB 16A 1p-C	1xM25 (ø13-18mm) top 1xM25 (blind cap) bottom	InA 32A RDF 0,8	9216140
		1		1	1xRCD 63A/4/0.03A (TYPE A 40AT)	1xMCB 16A 1p-C	1xM32 (ø18-25mm) top 1xM32 (blind cap) bottom	InA 32A RDF 0,6	9216427
				4			1xM20 (ø10-14mm) top 1xM20 (blind cap) bottom	max.16A	9216027
			1	2			1xM20 (ø10-14mm) top	max.16A	9216237
				4			2xterminal 3p 10mm ² 2xM20 (ø10-14mm) top	max.16A	9216111
			1	2			1xterminal 5p 10mm ² 1xterminal 3p 10mm ² 1xM25 (ø13-18mm) top 1xM20 (ø10-14mm) top	max.16A	9216231
		1		2			1xterminal 5p 10mm ² 1xterminal 3p 10mm ² 1xM32 (ø18-25mm) top 1xM25 (ø13-18mm) top	max.16A max.32A	9216236

InA= Rated current of switchgear and control gear assembly; RDF = Rated diversity factor; VS = backup fuse

Wall-mounted distribution boxes – solid rubber Series FREISTADT



Series FREISTADT

- Solid rubber enclosure
- **Dimensions HxWxD = 129x129x83**
- Ready wired for connection
- **IP54** (IP67 on request)

Standard version:

- Protective insulation via 4-way wall fastening
- All outer metal parts made out of stainless steel
- Ready wired on main connecting terminal
- Cable gland IP68 on top
- CEE-sockets and safety sockets made of PA6, contacts nickel plated, sockets individual exchangeable

Layout examples: (other combinations on request!)

Layout	CEE 400V 5p			SS 250V	Protection		Connection	VS	Cat.No.
	63A	32A	16A	16A	RCD	MCB			
				2			1xterminal 3p 10mm ² 1xM20 (ø10-14mm) top	max.16A	9848030
			1	2*			1xterminal 5p 10mm ² 1xM20 (ø7-14mm) top * SS mounted on the side	max.16A	9848050

Wall-mounted distribution boxes – solid rubber



External mounting brackets made of stainless steel (optional)














MADE IN AUSTRIA

DELTA[^]

WALL-MOUNTED DISTRIBUTION BOXES

MADE OF THERMOPLASTIC

		Page
	Sölden Dimensions: HxWxD = 520x297x165mm	271
	Strobl Dimensions: HxWxD = 520x222x140mm	272
	Anif4 Dimensions: HxWxD= 320x222x114mm	273
	Anif7 Dimensions: HxWxD= 320x222x140mm	274
	Lofer7 Dimensions: HxWxD = 255x204x140mm	276
	Lofer4 Dimensions: HxWxD = 255x204x114mm	277
	Opole Dimensions: HxWxD = 355x300x128mm	277
	Murau / Schwaz Dimensions: HxWxD = 255x204x114mm	278
	Lech Dimensions: HxWxD = 230x130x130mm	279
	Enclosure Series FLEX	280
	Enclosure Series T-BOX	285
	PV-Box DC	286



Wall-mounted thermoplastic distribution boxes **DELTA**[^]



DELTA[^] Information



Distribution boxes are suitable for **in- and outdoor areas**. The boxes are available in **different sizes and designs**.

Protection degree: IP54 and IP66/67

The massive and high-quality **enclosure made from PC/ABS** tested and certified according to IEC/EN 62208* provides a wide range of **positive features**. Such as high impact resistance and notched bar impact strength, high thermal stability, dielectric strength, weather, UV and wear resistance, good insulation properties, and resistance against many chemical. The material used is free from cadmium, red phosphor and halogens (fluorine, chlorine, bromine, iodine and astatine).

DELTA series distribution boxes are well suited for all applications. Especially in those areas that depend on high-quality, a robust enclosure and total reliability, such as in industry, trade, workshops, agriculture, household, public buildings, leisure, sport, marinas, camping, etc.

DELTA series products are combinable and can be **arranged in horizontal or vertical** directions. STROBL and ANIF series are especially recommended here. Using this feature, it is possible to achieve individual combination groups of any size with single boxes. In few words, the diversity of variants has almost no limits.

Adjusted to your needs we put together individually tailored and **optimally equipped wall distribution boxes**.


*) IEC/EN 62208:2011

This International Standard applies to empty enclosures as supplied by the enclosure manufacturer before any equipment is installed by the manufacturer of the switchgear assembly.

It defines terms, classifications, characteristics and test requirements for enclosures that may be used for such purposes as for example IEC 61439 series switchgear assemblies with a rated voltage not exceeding 1000V AC or 1500V DC, for general indoor or outdoor installation use.



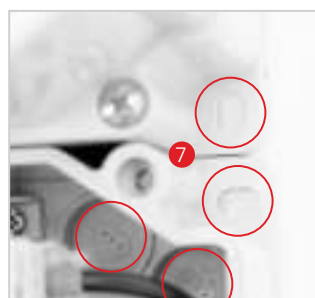
DELTA[^] detail



- 1 Cable entries up to max. M63, preferably from the top or bottom.
- 2 PCE hinged windows from 2 to 18 modules can be used in IP54 or IP66/67. The transparent protective, upward opening, cover of the window can be locked and sealed.
- 3 A variable groove shaped rail retention system on the inside floor allows optimum and individual positioning of the fittings, assembly plates, etc.
- 4 The cover and bottom part of the enclosure is connected by a flexible hinge, available in 2 different lengths.
- 5 The enclosures can be optimally adapted to each other thanks to the straight housing walls.
- 6 All external screws are made from stainless steel to resist in especially demanding operating conditions.
- 7 Wall mounting is possible in- or outside the protective area.
- 8 Distribution box ready wired on main terminal
- 9 Use of high-quality foamed* polyurethane seals.
- 10 Any type of switchgears, socket devices, such as CEE sockets 16A 3p to 125A 5p and safety sockets (Austrian/German, French/Belgian, Danish, British or Swiss standards) can be used for assembling.
- 11 Metric thread insert made of brass**.

*) inserted in series Lech

***) with series Lech directly in the plastic



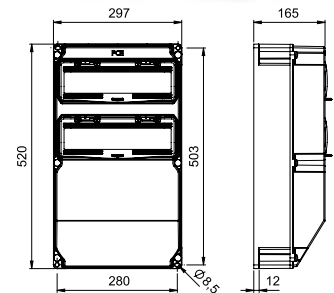
Thermoplastic insulated distribution boxes DELTA[▲] Series SÖLDEN

Series SÖLDEN

- **Socket outlet combination acc. EN 61439**
- Housing made of high durable PC/ABS, compact design
- **Dimensions HxWxD = 520x297x165 mm**
- Switchgear up to 2x14 modules, behind transparent window
- Ready wired for connection
- **IP54** (IP67 on request)

Standard version:

- All outer metal parts made out of stainless steel, captive screws
- Switchgear built in under impact resistant window
- Ready wired on main connecting terminal for wiring through (max. 5x25mm² / 5x16mm² YF)
- Opening for cable gland on top, blind cap on bottom
- CEE-sockets and safety sockets made of PA6, contacts nickel plated, sockets individual exchangeable



Layout examples: (other combinations on request!)

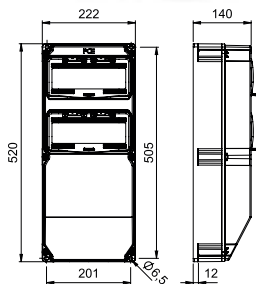
Layout	CEE 400V 5p			SS 250V	Protection		Connection	InA RDF	Cat.No.
	63A	32A	16A	16A	RCD	MCB			
		1	2	6	1xRCD 63A/4/0.03A (TYPE A 40AT)	1xMCB 32A 3p-C 2xMCB 16A 3p-C 3xMCB 16A 1p-C	1xM32 (hole) top 1xM32 (blind cap) bottom	InA 40A RDF 0,5	9028738
		1	2	9	1xRCD 63A/4/0.03A (TYPE A 63AT)	1xMCB 32A 3p-C 2xMCB 16A 3p-C 9xMCB 16A 1p-C	1xM40 (hole) top 1xM40 (blind cap) bottom	InA 63A RDF 0,5	9028883
		2	2	4	1xRCD 63A/4/0.03A (TYPE A 40AT)	1xMCB 32A 3p-C 1xMCB 16A 3p-C 4xMCB 16A 1p-B	1xM32 (hole) top 1xM32 (blind cap) bottom	InA 40A RDF 0,5	9029541
		2	2	2	1xRCD 63A/4/0.03A (TYPE A 63AT)	2xMCB 32A 3p-C 2xMCB 16A 3p-C 2xMCB 16A 1p-C	1xM32 (hole) top 1xM32 (blind cap) bottom	InA 63A RDF 0,4	9028086
	1	1	1	2	1xRCD 63A/4/0.03A (TYPE B 63AT) only for 16A and 32A outputs	1xMCB 32A 3p-C 1xMCB 16A 3p-C 2xMCB 16A 1p-C	1xM40 (hole) top 1xM40 (blind cap) bottom	InA 63A RDF 0,4	9029153
	1	1	1	4	1xRCD 63A/4/0.03A (TYPE A 63AT) only for 16A and 32A outputs	1xMCB 32A 3p-C 1xMCB 16A 3p-C 4xMCB 16A 1p-C	1xM40 (hole) top 1xM40 (blind cap) bottom	InA 63A RDF 0,4	9029070
	1	1	2	3	1xRCD 63A/4/0.03A (TYPE A 63AT)	1xMCB 32A 3p-C 1xMCB 16A 3p-C 3xMCB 16A 1p-C	1xM40 (hole) top 1xM40 (blind cap) bottom	InA 63A RDF 0,4	9029074

InA= Rated current of switchgear and control gear assembly; RDF = Rated diversity factor

...available on stock!



Thermoplastic insulated distribution boxes **DELTA[▲]** Series STROBL



Series STROBL

- **Socket outlet combination acc. EN 61439**
- Housing made of high durable PC/ABS, compact design
- **Dimensions HxWxD = 520x222x140 mm**
- Switchgear up to 2x10 modules, behind transparent window
- Ready wired for connection
- **IP54** (IP67 on request)

Standard version:

- All outer metal parts made out of stainless steel, captive screws
- Switchgear built in under impact resistant window
- Ready wired on main connecting terminal for wiring through (max. 5x25mm² / 5x16mm² YF)
- Opening for cable gland on top, blind cap on bottom
- CEE-sockets and safety sockets made of PA6, contacts nickel plated, sockets individual exchangeable

Layout examples: (other combinations on request!)

Layout	CEE 400V 5p			SS 250V	Protection		Connection	InA RDF	Cat.No.
	63A	32A	16A	16A	RCD	MCB			
			2	4	1xRCD 40A/4/0.03A (TYPE A 25AT)	2xMCB 16A 3p-C 2xMCB 16A 1p-B	1xM32 (hole) top 1xM32 (blind cap) bottom	InA 25A RDF 0,5	9025162
		1	1	2	1xRCD 63A/4/0.03A (TYPE A 40AT)	1xMCB 32A 3p-C 1xMCB 16A 3p-C 2xMCB 16A 1p-B	1xM32 (hole) top 1xM32 (blind cap) bottom	InA 40A RDF 0,6	9025512
		1	1	3	1xRCD 63A/4/0.03A (TYPE A 40AT)	1xMCB 32A 3p-C 1xMCB 16A 3p-C 3xMCB 16A 1p-C	1xM32 (hole) top 1xM32 (blind cap) bottom	InA 40A RDF 0,6	9025575
		1	1	3	1xRCD 63A/4/0.03A (TYPE A 40AT)	1xMCB 32A 3p C 1xMCB 16A 3p C 3xMCB 16A 1p C	1xM32+M20 (hole) top 1xM32 cable gland bottom 1xM20 cable gland with cap CAT6-socket RJ45 double + mounting set separate order	InA 40A RDF 0,6	90251319 + 12k452-0e 12k452-1/4
		1	1	4	1xRCD 63A/4/0.03A (TYPE A 40AT)	1xMCB 32A 3p-C 1xMCB 16A 3p-C 4xMCB 16A 1p-C	1xM32 (hole) top 1xM32 (blind cap) bottom	InA 40A RDF 0,5	9025521
		1	2	2	1xRCD 63A/4/0.03A (TYPE A 40AT)	1xMCB 32A 3p-C 2xMCB 16A 3p-C 2xMCB 16A 1p-B	1xM32 (hole) top 1xM32 (blind cap) bottom	InA 40A RDF 0,5	9025612
		1	2	4	1xRCD 63A/4/0.03A (TYPE B 63AT)	1xMCB 32A 3p-C 2xMCB 16A 3p-C 4xMCB 16A 1p-C	1xM32 (hole) top 1xM32 (blind cap) bottom	InA 63A RDF 0,4	90251023
	1xRCD 63A/4/0.03A (TYPE A 40AT)				1xMCB 32A 3p-C 2xMCB 16A 3p-C 4xMCB 16A 1p-C	1xM32 (hole) top 1xM32 (blind cap) bottom	InA 40A RDF 0,4	9025231 	
	1xRCD 63A/4/0.03A (TYPE A 63AT)				1xMCB 32A 3p-C 2xMCB 16A 3p-C 4xMCB 16A 1p-C	1xM40 (hole) top 1xM40 (blind cap) bottom	InA 63A RDF 0,5	9025587	

InA= Rated current of switchgear and control gear assembly; RDF = Rated diversity factor

...available on stock!

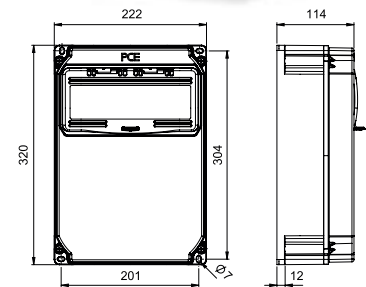
Thermoplastic insulated distribution boxes DELTA Series ANIF4

Series ANIF4

- **Socket outlet combination acc. EN 61439**
- Housing made of high durable PC/ABS, compact design
- **Dimensions HxWxD = 320x222x114 mm**
- Switchgear up to 10 modules, behind transparent window
- Ready wired for connection
- **IP54** (IP67 on request)

Standard version:

- All outer metal parts made out of stainless steel, captive screws
- Switchgear built in under impact resistant window
- Ready wired on main connecting terminal for wiring through (max. 5x25mm² / 5x16mm² YF)
- Opening for cable gland on top, blind cap on bottom
- CEE-sockets and safety sockets made of PA6, contacts nickel plated, sockets individual exchangeable



Layout examples: (other combinations on request!)

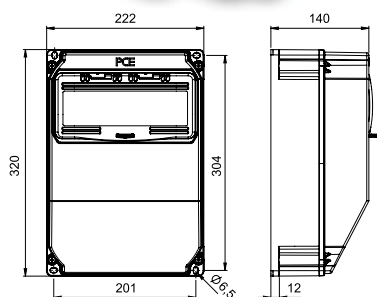
Layout	CEE 400V 5p			SS 250V	Protection		Connection	InA RDF	Cat.No.
	63A	32A	16A	16A	RCD	MCB			
			2	4		2xMCB 16A 3p-C 4xMCB 16A 1p-B	1xM25 (hole) top 1xM25 (blind cap) bottom	InA 32A RDF 0,5	9134029
		1	1	3		1xMCB 32A 3p-C 1xMCB 16A 3p-C 4xMCB 16A 1p-B	1xM32 (hole) top 1xM32 (blind cap) bottom	InA 40A RDF 0,5	9134227
		1	1	4	1xRCD 63A/4/0.03A (TYPE A 40AT)	1xMCB 16A 3p-C 2xMCB 16A 1p-B	1xM25 (hole) top 1xM25 (blind cap) bottom	InA 32A RDF 0,5	9134520
				CEE 16A 3p 4*	4xRCBO 16A 1p+N C 30mA TYPE A		1xM25 cable gland (ø13-18mm) bottom 4xCEE-sockets 16A 3p 230V lockable with padlock	InA 32A RDF 0,5	9134194

* Lockable CEE sockets (16A 3p 230V) can be locked with padlock (size 30 or 40mm). Hinged window can also be locked with padlock. Perfectly suited for special occasions! e.g.: camping / marina,...



9134194

Thermoplastic insulated distribution boxes DELTA[▲] Series ANIF7



Series ANIF7

- **Socket outlet combination acc. EN 61439**
- Housing made of high durable PC/ABS, compact design
- **Dimensions HxWxD = 320x222x140 mm**
- Switchgear up to 10 modules, behind transparent window
- Ready wired for connection
- **IP54** (IP67 on request)

Standard version:

- All outer metal parts made out of stainless steel, captive screws
- Switchgear built in under impact resistant window
- Ready wired on main connecting terminal for wiring through (max. 5x25mm² / 5x16mm² YF)
- Opening for cable gland on top, blind cap on bottom
- CEE-sockets and safety sockets made of PA6, contacts nickel plated, sockets individual exchangeable

Layout examples: (other combinations on request!)

Layout	CEE 400V 5p			SS 250V	Protection		Connection	InA RDF	Cat.No.
	63A	32A	16A	16A	RCD	MCB			
			1	2	1xRCD 40A/4/0.03A (TYPE A 25AT)	1xMCB 16A 3p-C 2xMCB 16A 1p-B	1xM25 (hole) top 1xM25 (blind cap) bottom	InA 25A RDF 0,7	9135112
			1	2	1xRCD 40A/4/0.03A (TYPE A 25AT)	1xMCB 16A 3p-C 1xMCB 16A 1p-B	1xM25 (hole) top 1xM25 (blind cap) bottom	InA 25A RDF 0,7	9135114
		1	1	2	1xRCD 63A/4/0.03A (TYPE A 40AT)	1xMCB 16A 3p-C 2xMCB 16A 1p-B	1xM32 (hole) top 1xM32 (blind cap) bottom	InA 32A RDF 0,5	9135512
		1	1	2		1xMCB 32A 3p-C 1xMCB 16A 3p-C 2xMCB 16A 1p-C	1xM32 (hole) top 1xM32 (blind cap) bottom	InA 40A RDF 0,6	9135511
			2	2		2xMCB 16A 3p-C 2xMCB 16A 1p-B	1xM32 (hole) top 1xM32 (blind cap) bottom	InA 32A RDF 0,6	9135123
		1		3	1xRCD 63A/4/0.03A (TYPE A 40AT)	1xMCB 32A 3p-C 3xMCB 16A 1p-C	1xM32 (hole) top 1xM32 (blind cap) bottom	InA 40A RDF 0,7	9135136
		2		2		2xMCB 32A 3p-C 2xMCB 16A 1p-B	1xM32 (hole) top 1xM32 (blind cap) bottom	InA 40A RDF 0,5	9135523

InA= Rated current of switchgear and control gear assembly; RDF = Rated diversity factor

Thermoplastic insulated distribution boxes **DELTA** Series ANIF7

Layout examples: (other combinations on request!)

Layout	CEE 400V 5p			SS 250V	Protection		Connection	InA RDF	Cat.No.
	63A	32A	16A	16A	RCD	MCB			
			1	3	1xRCD 63A/4/0.03A (TYPE A 40AT)	1xMCB 16A 3p-C 3xMCB 16A 1p-C	1xM25 cable gland (ø13-18mm) top 1xM25 (blind cap) bottom	InA 32A RDF 0,7	9135110
			2	3		2xMCB 16A 3p-C 3xMCB 16A 1p-C	1xM25 cable gland (ø13-18mm) top 1xM25 (blind cap) bottom	InA 32A RDF 0,6	9135151
			2	3		2xMCB 16A 3p-C 3xMCB 16A 1p-B	1xM32 (hole) top 1xM32 (blind cap) bottom	InA 40A RDF 0,7	9135153
		1	1	3		1xMCB 32A 3p-C 1xMCB 16A 3p-C 3xMCB 16A 1p-C	1xM32 cable gland (ø18-25mm) top 1xM32 (blind cap) bottom	InA 40A RDF 0,6	9135551
		1	1	3	1xRCD 63A/4/0.03A (TYPE A 40AT)	1xMCB 16A 3p-C 3xMCB 16A 1p-C	1xM32 cable gland (ø18-25mm) top 1xM32 (blind cap) bottom	InA 32A RDF 0,5	9135510
		1	1	3	1xRCD 63A/4/0.03A (TYPE A 40AT)	1xMCB 16A 3p-C 3xMCB 16A 1p-B	1xM32 (hole) top 1xM32 (blind cap) bottom	InA 32A RDF 0,5	9135552
		1	1	3	1xRCD 40A/4/0.03A (TYPE B 40AT)	1xMCB 16A 3p-C 3xMCB 16A 1p-C	1xM32 (hole) top 1xM32 (blind cap) bottom	InA 32A RDF 0,5	9135584
		1	1	4		1xMCB 32A 3p-C 1xMCB 16A 3p-C 4xMCB 16A 1p-B	1xM32 (hole) top 1xM32 (blind cap) bottom	InA 40A RDF 0,5	9135653
		1	1			1xMCB 32A 3p-C 1xMCB 16A 3p-C	1xM32 (hole) top 1xM32 (blind cap) bottom	InA 40A RDF 0,8	9135417
		2				2xMCB 32A 3p-C	1xM32 (hole) top 1xM32 (blind cap) bottom	InA 40A RDF 0,6	9135421
		1	1	3	1xRCD 63A/4/0.03A (TYPE A 40AT)	1xMCB 16A 3p-C 3xMCB 16A 1p-C	1xM32+M20 (hole) top 1xM32 cable gland bottom 1xM20 cable gland with cap bottom CAT6-socket RJ45 double + mounting set separate order	InA 32A RDF 0,5	9135647 + 12k452-0e 12k452-1/4
		1	1	2	1xRCD 63A/4/0.03A (TYPE A 40AT)	1 x MCB 16A 3p-C 2 x MCB 16A 1p-C 1 x MCB 6A 1p-B	1xM32 cable gland top 1xM32 (blind cap) bottom 1x USB-charging socket with 2x USB Type A	InA 32A RDF 0,5	9135710

InA= Rated current of switchgear and control gear assembly; RDF = Rated diversity factor

...available on stock!



Thermoplastic insulated distribution boxes DELTA[▲] Series LOFER7

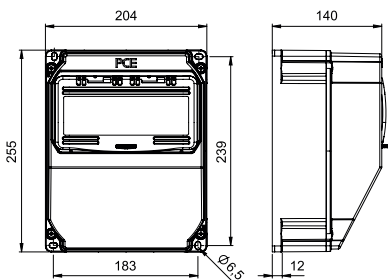


Series LOFER7

- **Socket outlet combination acc. EN 61439**
- Housing made of high durable PC/ABS, compact design
- **Dimensions HxWxD = 255x204x140 mm**
- Switchgear up to 9 modules, behind transparent window
- Ready wired for connection
- **IP54** (IP67 on request)

Standard version:

- All outer metal parts made out of stainless steel, captive screws
- Switchgear built in under impact resistant window
- Ready wired on main connecting terminal for wiring through
- Opening for cable gland on top, blind cap on bottom
- CEE-sockets and safety sockets made of PA6, contacts nickel plated, sockets individual exchangeable



Layout examples: (other combinations on request!)

Layout	CEE 400V 5p			SS 250V	Protection		Connection	InA RDF	Cat.No.
	63A	32A	16A	16A	RCD	MCB			
			1	2	1xRCD 40A/4/0.03A (TYPE A 25AT)	1xMCB 16A 3p-C 2xMCB 16A 1p-B	1xM25 (hole) top 1xM25 (blind cap) bottom	InA 25A RDF 0,7	9018112
			1	2	1xRCD 40A/4/0.03A (TYPE A 25AT)	1xMCB 16A 3p-C 1xMCB 16A 1p-B	1xM25 (hole) top 1xM25 (blind cap) bottom	InA 25A RDF 0,7	9018114
		1		2	1xRCD 63A/4/0.03A (TYPE A 40AT)	1xMCB 32A 3p-C 2xMCB 16A 1p-B	1xM32 (hole) top 1xM32 (blind cap) bottom	InA 32A RDF 0,6	9018164
				4	1xRCD 40A/4/0.03A (TYPE A 25AT)	4xMCB 16A 1p-B	1xM25 (hole) top 1xM25 (blind cap) bottom	InA 25A RDF 0,7	9018012
		1	1			1xMCB 16A 3p-C	1xM25 (hole) top 1xM25 (blind cap) bottom	InA 32A RDF 0,6	9018088
			2			2xMCB 16A 3p-C	1xM25 (hole) top 1xM25 (blind cap) bottom	InA 32A RDF 0,8	9018161


Thermoplastic insulated distribution boxes DELTA Series LOFER4

Series LOFER4

- **Socket outlet combination**
- Housing made of high durable PC/ABS, compact design
- **Dimensions HxWxD = 255x204x114 mm**
- Ready wired for connection
- **IP54** (IP67 on request)

Standard version:

- All outer metal parts made out of stainless steel, captive screws
- Ready wired on main connecting terminal for wiring through
- Opening for cable gland on top, blind cap on bottom
- CEE-sockets and safety sockets made of PA6, contacts nickel plated, sockets individual exchangeable



Layout examples: (other combinations on request!)

Layout	CEE 400V 5p			SS 250V	Protection		Connection	VS	Cat.No.
	63A	32A	16A	16A	RCD	MCB			
				6			1xM20 (hole) top 1xM20 (blind cap) bottom	max. 16A	9017037
				8			2xM20 (cable gland ø10-14mm) top	max. 16A	9017009
			4				1xM25 (hole) top 1xM25 (blind cap) bottom	max. 16A	9017101

Thermoplastic insulated distribution boxes Series OPOLE

- **Socket outlet combination acc. EN 61439**
- Housing made of high durable PC/ABS, compact design
- **Dimensions HxWxD = 355x300x128mm**
- Switchgear up to 14 modules, behind transparent window
- Ready wired for connection
- Protective insulation via 4-way wall fastening outside of wiring space
- **IP54**



Layout examples: (other combinations on request!)

Layout	CEE 400V 5p			SS 250V	Protection		Connection	InA RDF	Cat.No.
	63A	32A	16A	16A	RCD	MCB			
			3	5	1xRCD 63A/4/0,03A (TYPE A 40AT)	2xMCB 16A 3p-C 4xMCB 16A 1p-C	1 x M32 (Ø18-25mm) top	InA 40A RDF 0,6	45460101
		1	2	5	1xRCD 63A/4/0,03A (TYPE A 40AT)	1xMCB 32A 3p-C 1xMCB 16A 3p-C 4xMCB 16A 1p-C	1 x M32 (Ø18-25mm) top	InA 40A RDF 0,6	45460102

VS = backup fuse; InA= Rated current of switchgear and control gear assembly; RDF = Rated diversity factor

Thermoplastic insulated distribution boxes **DELTA**[▲] Series MURAU/SCHWAZ



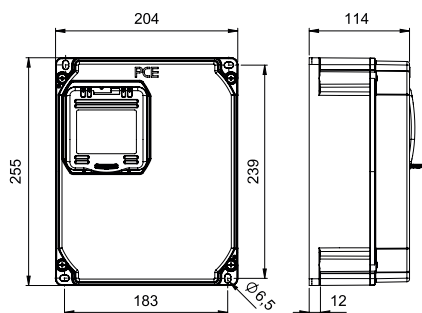
MURAU: 9013012

Series MURAU/SCHWAZ

- **Socket outlet combination acc. EN 61439**
- Housing made of high durable PC/ABS, compact design
- **Dimensions HxWxD = 255x204x114 mm**
- MURAU: Switchgear up to 4 modules, behind transparent window
- SCHWAZ: without window
- Ready wired for connection
- **IP54** (IP67 on request)

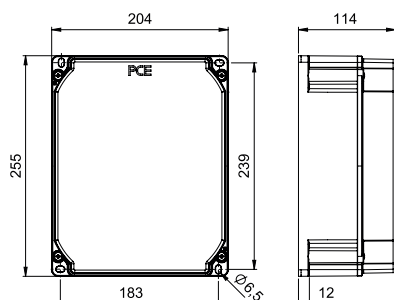
Standard version:

- All outer metal parts made out of stainless steel, captive screws
- Switchgear built in under impact resistant window
- Ready wired on main connecting terminal for wiring through
- Opening for cable gland on top, blind cap on bottom
- CEE-sockets and safety sockets made of PA6, contacts nickel plated, sockets individual exchangeable



Layout examples: (other combinations on request!)

Layout	CEE 400V 5p			SS 250V	Protection		Connection	InA RDF	Cat.No.
	63A	32A	16A	16A	RCD	MCB			
				5	1xRCD 40A/4/0.03A (TYPE A 25AT)		1xM25 (hole) top 1xM25 (blind cap) bottom	InA 16A RDF 0,7	9013039
			1	3	1xRCD 40A/4/0.03A (TYPE A 25AT)		1xM25 (hole) top 1xM25 (blind cap) bottom	InA 16A RDF 0,7	9013031
			2	4			1xM20 (cable gland (ø10-14mm) top	VS max.16A	9014120-p



SCHWAZ: 9014120

InA= Rated current of switchgear and control gear assembly; RDF = Rated diversity factor

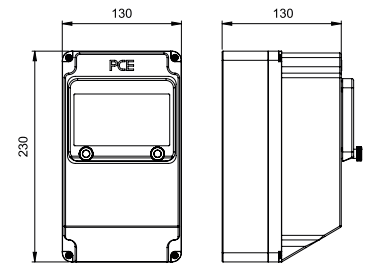
Thermoplastic insulated distribution boxes DELTA Series LECH

Series LECH

- **Socket outlet combination acc. EN 61439**
- Housing made of high durable, impact resistant PC
- **Dimensions HxWxD = 230x130x130 mm**
- Switchgear up to 6 modules, behind transparent window
- Ready wired for connection
- **IP54** (IP67 on request)

Standard version:

- All outer metal parts made out of stainless steel, captive screws
- Switchgear built in under impact resistant window
- Ready wired on main connecting terminal for wiring through
- Thread for cable gland 1xM25 on top, 2x break out openings M25 bottom
- CEE-sockets and safety sockets made of PA6, contacts nickel plated, sockets individual exchangeable



Layout examples: (other combinations on request!)

Layout	CEE 400V 5p			SS 250V	Protection		Connection	InA RDF	Cat.No.
	63A	32A	16A	16A	RCD	MCB			
			1	1		1xMCB 16A 1p-B	1xM25 (thread) top 2xM25 (break out) bottom	InA 16A RDF 0,5	9605105
		1		1		1xMCB 16A 1p-B	1xM25 (thread) top 2xM25 (break out) bottom	InA 32A RDF 0,8	9605351
			1	2		1xMCB 16A 3p-C 2xMCB 16A 1p-B	1xM25 (thread) top 2xM25 (break out) bottom	InA 32A RDF 0,8	9605153
			1	2		1xMCB 16A 3p-C 2xMCB 16A 1p-C	1xM25 (thread) top 2xM25 (break out) bottom	InA 32A RDF 0,8	9605159
			1	2	1xRCD 40A/4/0.03A (TYPE A 25AT)	2xMCB 16A 1p-B	1xM25 (thread) top 2xM25 (break out) bottom	InA 16A RDF 0,5	9605150
		1		2		2xMCB 16A 1p-B	1xM25 (thread) top 2xM25 (break out) bottom	InA 32A RDF 0,6	9605056
		1		2	1xRCD 63A/4/0.03A (TYPE A 40AT)	2xMCB 16A 1p-B	1xM25 (thread) top 2xM25 (break out) bottom	InA 32A RDF 0,6	9605320
				3	1xRCD 40A/4/0.03A (TYPE A 25AT)		1xM25 (thread) top 2xM25 (break out) bottom	InA 16A RDF 0,8	9605010

InA= Rated current of switchgear and control gear assembly; RDF = Rated diversity factor






FLEX ENCLOSURE FOR LOW-VOLTAGE SWITCHGEAR ASSEMBLIES

The series **FLEX** enclosures are suitable for low voltage switchgear combinations and designed for both indoor and outdoor applications. 3 different sizes are available as unequipped enclosures for self assembly- optionally with closed cover (blind) or prefabricated cut-outs for the installation of add-on sockets. The solid, high-quality ABS housing, which has been tested and certified according

to IEC/EN 62208, has **IP66/67** protection and impact protection of **IK08** as well as numerous other positive features. Under the transparent hinged window there is also sufficient space for switchgear up to 16 modules.

All in all, this enclosure series offers maximum **FLEX**ibility for a wide range of applications.

Maximum **FLEX**ibility...



Thermoplastic insulated enclosure Series FLEX

■ Features:

- High-quality thermoplastic material (ABS)
- window up to 6, 10 or 16 modules
- many combination possibilities of housings and sockets without mechanical processing
- numerous equipment (see from page 283)



FLEX 6-E

- **Dims: HxWxD = 471x160x132mm**
- bottom part of housing with mounted mounting rail for max. 6 modules
- closed top part of housing with mounted hinged window
- 2x hinge strap with screws
- 2x screw cover



15850600

pack.unit: 1

FLEX 6-S3

- **Dims: HxWxD = 471x160x132mm**
- bottom part of housing with mounted mounting rail for max. 6 modules
- closed top part of housing with mounted hinged window and 3 cut-outs for flanged sockets (80x97mm)
- 1x blind flange with seal
- 12x flange screws
- 2x hinge strap with screws
- 2x screw cover



15850603

pack.unit: 1

FLEX 10-E

- **Dims: HxWxD = 471x230x158mm**
- bottom part of housing with mounted mounting rail for max. 10 modules
- closed top part of housing with mounted hinged window
- 2x hinge strap with screws
- 4x screw cover



15851000

Pack.unit: 1

FLEX 10-S4

- **Dims: HxWxD = 471x230x158mm**
- bottom part of housing with mounted mounting rail for max. 10 modules
- closed top part of housing with mounted hinged window and 4 cut-outs for flanged sockets (80x97mm)
- 1x blind flange with seal
- 16x flange screws
- 2x hinge strap with screws
- 4x screw cover



15851004

pack.unit: 1

FLEX 16-E

- **Dims: HxWxD = 471x330x158mm**
- bottom part of housing with mounted mounting rail for max. 16 modules
- closed top part of housing with mounted hinged window
- 2x hinge strap with screws
- 4x screw cover



15851600

pack.unit: 1

FLEX 16-S6

- **Dims: HxWxD = 471x330x158mm**
- bottom part of housing with mounted mounting rail for max. 16 modules
- closed top part of housing with mounted hinged window and 6 cut-outs for flanged sockets (80x97mm)
- 1x blind flange with seal
- 24x flange screws
- 2x hinge strap with screws
- 4x screw cover



15851606

pack.unit: 1

Thermoplastic insulated enclosure Series FLEX - Accessories

Blind flange

Set includes:

- 6x flange adapter 80x97- blind
- 6x flange seal

158500



Flange adapter 50x50

Set includes:

- 6x flange adapter 80x97 for 50x50mm safety sockets
- 6x flange seal
- Pan head screws for mounting of flanged sockets

158550



Handle

only for FLEX 10 and 16

Set includes:

- Handle
- Screws
- Cap nuts (isolated)

158502



Cover rail

- Cover rail blind
- for 6 modules

2119100



Universal rack

- only for FLEX 16-E and FLEX 16-S6
- powder coated RAL3000

598053



Mounting kit for universal rack

Set includes:

- Screws
- Cap nuts (isolated)

158503



Cable glands IP66/68

plastic, color light gray (RAL7035)

*incl. flat seal

size	thread length (mm)	cable-Ø (mm)	width across flats (mm)	pack. unit (MOQ)	Cat.No.
M20x1,5	9	6-12	24	100	23201509141
M25x1,5	15	13-18	33	50	23251511181
M32x1,5*	15	18-25	42	25	23321511211
M40x1,5*	18	22-32	53	10	23401513321



Blind screw fittings IP54

plastic, color light gray (RAL7035)

size	thread length (mm)	pack. unit (MOQ)	Cat.No.
M25x1,5	7	100	2725151010
M32x1,5	8	100	273215101
M40x1,5	9	50	274015101



Lock nut

brass nickel coated

size	height (mm)	width across flats (mm)	pack. unit (MOQ)	Cat.No.
M20x1,5	3	24	100	262015009
M25x1,5	3,5	29	100	262515009
M32x1,5	4	36	100	263215009
M40x1,5	4,5	46	50	264015009



Sealing ring

rubber black

size	height (mm)	Ø outside (mm)	Ø inside (mm)	pack. unit (MOQ)	Cat.No.
M20	1	23,5	18,2	100	410814
M25	1	29,5	23,2	50	410808
M32	1	36,5	30,2	25	410810
M40	1	45,5	38,2	10	410811



Pressure screw

plastic, color light gray (RAL7035)

size	thread length (mm)	width across flats (mm)	Ø inside (mm)	pack. unit (MOQ)	Cat.No.
M32x1,5	14,5	34	26	25	0530
M40x1,5	16	42	34	10	0526



Thermoplastic insulated enclosure Series FLEX - Accessories



P-NOVA
PLUS+

Safety socket IP54

Flange 50x50mm

rear connection	pack. unit (MOQ)	Cat.No.
Austrian/German system	100	1050-0b
French/Belgian system	100	1040-0b
side connection		
Austrian/German system	100	1050-0bs
French/Belgian system	100	1040-0bs



S-NOVA®

Safety socket IP54

Flange 50x50mm

rear connection	pack. unit (MOQ)	Cat.No.
Austrian/German system	100	105-0b
French/Belgian system	100	104-0b
side connection		
Austrian/German system	100	105-0bs
French/Belgian system	100	104-0bs



12k452-0e

Data socket IP54

Flange 50x50mm

	pack. unit (MOQ)	Cat.No.
incl. 2x CAT 6 _A RJ45 module	1	12k452-0e
Data socket with hinged lid (empty), 1x opening	1	110m-0e
Module CAT 6 _A RJ45	1	093617
Module USB 2.0 A / USB 2.0 A	1	086317



CEE flanged socket sloping IP44/54

- with screw terminals
- brass contacts
- flange 80x97mm

		pack. unit (MOQ)	Cat.No.
230V~	16A 3-pole 6h	10	413-6f8
400V~	16A 4-pole 6h	10	414-6f8
400V~	16A 5-pole 6h	10	415-6
230V~	32A 3-pole 6h	10	423-6
400V~	32A 4-pole 6h	10	424-6
400V~	32A 5-pole 6h	10	425-6



CEE flanged socket sloping IP67

- with screw terminals
- brass contacts
- flange 80x97mm

		pack. unit (MOQ)	Cat.No.
230V~	16A 3-pole 6h	10	4132-6f8
400V~	16A 4-pole 6h	10	4142-6f8
400V~	16A 5-pole 6h	10	4152-6f78
230V~	32A 3-pole 6h	10	4232-6f78
400V~	32A 4-pole 6h	10	4242-6f78
400V~	32A 5-pole 6h	10	4252-6f78

Surface distribution boxes – enclosures

Series T-BOX

Surface distribution enclosure T-BOX 4

- **dimensions HxWxD = 231x166x113mm**
- material: ABS, color: grey (similar RAL7035)
- housing bottom with mounted DIN-rail (type TH35x7,5) for max. 4 modules (1x4 units)
- housing top with transparent window (PC tinted)
- protection rating: IP65

15191004

pack.unit: 1



Surface distribution enclosure T-BOX 8

- **dimensions HxWxD = 231x238x118mm**
- material: ABS, color: grey (similar RAL7035)
- housing bottom with mounted DIN-rail (type TH35x7,5) for max. 8 modules (1x8 units)
- housing top with transparent window (PC tinted)
- protection rating: IP65

15191008

pack.unit: 1



Surface distribution enclosure T-BOX 12

- **dimensions HxWxD = 246x310x148mm**
- material: ABS, color: grey (similar RAL7035)
- housing bottom with mounted DIN-rail (type TH35x7,5) for max. 12 modules (1x12 units)
- housing top with transparent window (PC tinted)
- protection rating: IP65

15191012

pack.unit: 1



Surface distribution enclosure T-BOX 24

- **dimensions HxWxD = 436x310x148mm**
- material: ABS, color: grey (similar RAL7035)
- housing bottom with mounted DIN-rail (type TH35x7,5) for max. 24 modules (2x12 units)
- housing top with transparent window (PC tinted)
- protection rating: IP65

15191024

pack.unit: 1



Surface distribution enclosure T-BOX 36

- **dimensions HxWxD = 586x310x148mm**
- material: ABS, color: grey (similar RAL7035)
- housing bottom with mounted DIN-rail (type TH35x7,5) for max. 36 modules (3x12 units)
- housing top with transparent window (PC tinted)
- protection rating: IP65

15191036

pack.unit: 1



Lightning and surge protection for photovoltaic systems PV-BOX DC

PV-Box Type 1+2 / Type 2



PV-BOX DC1

Complete solution for PV-systems with 1 MPP-tracker, 1000V DC

- Plastic enclosure with transparent window for 8 units
- Number of MPP-tracker: 1 / number of strings: 1
- 1x surge arrester Type 1+2 or Type 2
- 4x PV-connectors or 4x cable gland M16
- 2x cable gland M16 for earth connection
- ready wired (only with PV-connectors)

		Type 1+2	Type 2
PV-BOX SOL-LINE DC1-MC	PV-connectors	090PV005	090PV010
PV-BOX SOL-LINE DC1-M16	Cable gland M16	090PV027	090PV030



PV-BOX DC2

Complete solution for PV-systems with 2 MPP-tracker, 1000V DC

- Plastic enclosure with transparent window for 8 units
- Number of MPP-tracker: 2 / number of strings: 1
- 2x surge arrester Type 1+2 or Type 2
- 8x PV-connectors or 8x cable gland M16
- 2x cable gland M16 for earth connection
- ready wired (only with PV-connectors)

		Type 1+2	Type 2
PV-BOX SOL-LINE DC2-MC	PV-connectors	090PV004	090PV009
PV-BOX SOL-LINE DC2-M16	Cable gland M16	090PV028	090PV031



PV-BOX DC3

Complete solution for PV-systems with 3 MPP-tracker, 1000V DC

- Plastic enclosure with transparent window for 18 units
- Number of MPP-tracker: 3 / number of strings: 1
- 3x surge arrester Type 1+2
- 12x PV-connectors
- 2x cable gland M16 for earth connection
- ready wired

		Type 1+2	Type 2
PV-BOX SOL-LINE DC3-MC	PV-connectors	090PV034	on request
PV-BOX SOL-LINE DC3-M16	Cable gland M16	on request	on request

PV-Box with disconnecter switch / string fuse

PV-BOX DC1 with disconnecter switch
Complete solution for PV-systems with 1 MPP-tracker, 1000V DC

- Plastic enclosure with transparent window for 8 units
- Number of MPP-tracker: 1 / number of strings: 1-2
- 1x surge arrester Type 1+2
- 1x DC disconnecter switch 32A 1000V DC 2p
- 6x PV-connectors
- 2x cable gland M16 for earth connection
- ready wired



		Type 1+2	Type 2
PV-BOX SOL-LINE DC1-TS-MC	PV-connectors	090PV033	on request
PV-BOX SOL-LINE DC1-TS-M16	Cable gland M16	on request	on request

PV-BOX DC2 with disconnecter switch
Complete solution for PV-systems with 2 MPP-tracker, 1000V DC

- Plastic enclosure with transparent window for 18 units
- Number of MPP-tracker: 2 / number of strings: 1-2
- 2x surge arrester Type 1+2
- 2x DC disconnecter switch 32A 1000V DC 2p
- 12x PV-connectors or 12x cable gland M16
- 2x cable gland M16 for earth connection
- ready wired (only with PV-connectors)



		Type 1+2	Type 2
PV-BOX SOL-LINE DC2-TS-MC	PV-connectors	090PV039	on request
PV-BOX SOL-LINE DC2-TS-M16	Cable gland M16	090PV040	on request

PV-BOX DC2 with string fuse
Complete solution for PV-systems with 2 MPP-tracker, 1000V DC

- Plastic enclosure with transparent window for 12 units
- Number of MPP-tracker: 2 / number of strings: 1
- 2x surge arrester Type 1+2 or Type 2
- 4x fuse inserts D01 16A gPV 1000V DC
- 8x PV-connectors or 8x cable gland M16
- 2x cable gland M16 for earth connection
- ready wired (only with PV-connectors)



		Type 1+2	Type 2
PV-BOX SOL-LINE DC2-SICH-MC	PV-connectors	090PV001	090PV006
PV-BOX SOL-LINE DC2-SICH-M16	Cable gland M16	090PV029	090PV032











MADE IN AUSTRIA



MOBILE DISTRIBUTION BOXES

MADE OF SOLID RUBBER

	Page
 <p>Zirl Dimensions: HxWxD = 527x400x270mm</p>	292
 <p>Schrems Dimensions: HxWxD= 255x400x300mm</p>	293
 <p>Spitz Dimensions: HxWxD = 320x320x320mm</p>	294
 <p>Ried Dimensions: HxWxD = 280x235x285mm</p>	295
 <p>Steyregg Dimensions: HxWxD = 79x430x129mm</p>	296
 <p>Traunsee Dimensions: HxWxD = 165x260x90mm</p>	297
Distribution boxes with electricity meters	298
Distribution boxes with transformers	299
Distribution boxes special versions, examples	300
Universal racks, column stands, protection roof	303



Information

Mobile distribution boxes – solid rubber

SOLID RUBBER HOUSINGS

Our solid rubber distributor housings are made from a mixture of natural rubber, styrene and butadiene (NK/SBR). The raw material is processed – in slab form – at pressures of up to 400 t and at a temperature of 180°C. This triggers a vulcanization process which lends the distributor its final form without affecting its consistency.

FEATURES

- unbreakable, halogen-free and aging-resistant solid rubber housing
- resistant to a diversity of oils, greases, gasoline and acids
- high mechanical strength, aging and corrosion resistant
- UV and ozone resistant
- insensitive to fountains of welding sparks and similar
- temperature resistant -30°C to + 80°C
- not flammable according to EN 60695-11-5




TYPE OF PROTECTION

IP54 (IP65/IP67 on request)

The protection degree of the complete product is defined by the unit with the lowest protection which is mounted.

STANDARD DESIGN

- enclosure with carrying handle made of solid-rubber
- entry: high-flexible rubber cable or plug
- CEE sockets i.e. protective contact sockets made of PA6 with nickel plated exchangeable contacts
- safety device material under impact resistant, opening hinged window (opening angle > 180°)
- all exposed metal parts of stainless steel. Captive screws
- numbered electrical circuits and extension sockets – fast, clear identification
- MCBs „C“ characteristics
- RCDs 30mA, over all outlets
- distributors wired to terminals (individual connection)

IP54 T 



Customized labeling
(engraving plate) on request!

Example

Property of
Company
XYZ



Solid-rubber distribution boxes – mobile

Series ZIRL

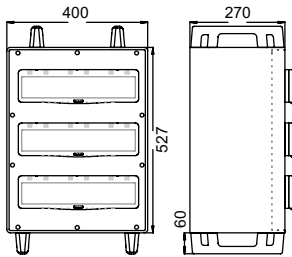


Series ZIRL

- **Socket outlet combination acc. EN 61439**
- Portable solid rubber distribution box (lid: thermoplastic)
- **Dimensions: HxWxD = 527x400x270 mm**
- Place for large equipment
- Window for up to max. 3x18 modules (54 modules)
- DIN-rail mounted control units, such as MCBs, RCDs, electronic current meter etc. in a robust plastic cover installed on the back
- Ready wired for using
- Housing protection **IP54** (IP67 on request)

Standard version:

- Enclosure with solid rubber carrying handles
- CEE-sockets and safety sockets made of PA6, contacts nickel plated, sockets individual exchangeable
- All outer metal parts made out of stainless steel
- Entry connection made out of flexible rubber cable with plug or flanged plug



Layout examples: (other combinations on request!)

Layout	CEE 400V 5p				CEE 230V 3p	SS 250V	Protection / Connection	InA RDF	Cat. No.
	125A	63A	32A	16A	16A	16A			
		2	2	2		5	2xMCB 63A 3p-C (before RCD) 2xMCB 32A 3p-C (before RCD) 2xMCB 16A 3p-C 5xMCB 16A 1p-C 2xRCD 63A/4/0.03A (TYPE A 63AT) for CEE 63A 2xRCD 40A/4/0.03A (TYPE A 40AT) for CEE 32A 1xRCD 63A/4/0.03A (TYPE A 63AT) fused with 1x MCB 63A 3p-C for CEE 16A & SS 2m cable H07RN-F 5G35 with CEE-plug 125A 5p 400V	InA 125A RDF 0,5	9545069
	1	2	2	2	4	4	2xMCB 63A 3p-C 2xMCB 32A 3p-C 2xMCB 16A 3p-C 4xMCB 16A 1p-C 4xMCB 16A 1p-C 2xRCD 63A/4/0.03A (TYPE A 63AT) for CEE 63A 1xRCD 63A/4/0.03A (TYPE A 63AT) for CEE 32A fused with 1xMCB 63A 3p-C 1xRCD 63A/4/0.03A (TYPE A 63AT) for all 16A fused with 1xMCB 63A 3p-C 2m cable H07RN-F 5G35 with CEE-plug 125A 5p 400V	InA 125A RDF 0,5	9545311
		4					4xMCB 63A 3p-C 4xRCD 100A/4/0.1A (TYPE A 63AT) 2m cable H07RN-F 5G35 with CEE-plug 125A 5p 400V mounted on zinc coated rack with 2 crane eyes Dimensions: HxWxD = 900x500x600mm	InA 125A RDF 0,4	9545312

InA= Rated current of switchgear and control gear assembly; RDF = Rated diversity factor

Solid-rubber distribution boxes – mobile Series SCHREMS

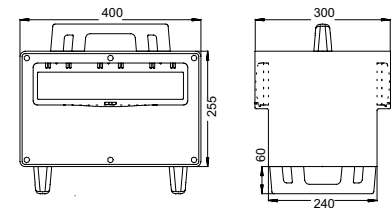
Series SCHREMS

- **Socket outlet combination acc. EN 61439**
- Portable solid rubber distribution box, stackable
- **Dimensions: HxWxD = 255x400x300mm**
- Place for large equipment
- Window for up to max. 36 modules
- DIN-rail mounted control units, such as MCBs, RCDs, electronic current meter etc. installed on the back
- Ready wired for using
- Housing protection **IP54** (IP67 on request)



Standard version:

- Enclosure with solid rubber carrying handles
- CEE-sockets and safety sockets made of PA6, contacts nickel plated, sockets individual exchangeable
- All outer metal parts made out of stainless steel
- Entry connection made out of flexible rubber cable with plug or flanged plug



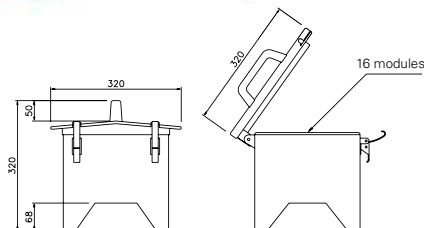
Layout examples: (other combinations on request!)

Layout	CEE 400V 5p			SS 250V	Protection		Connection	InA RDF	Cat.No.
	63A	32A	16A	16A	RCD	MCB			
	1*	3	2	2	RCD 63A/4/0,03A (TYPE A 63AT) for CEE 32A RCD 63A/4/0,03A (TYPE A 63AT) for CEE 16A & SS	3 x MCB 32A 3p-C 2 x MCB 16A 3p-C 2 x MCB 16A 1p-C	2m cable H07RN-F 5G16 with CEE-plug 63A 5p 400V * not over RCD	InA 63A RDF 0,4	9504138
	1*	2	2	4	1 x RCD 63A/4/0,03A (TYPE A 63AT)	2 x MCB 32A 3p-C 2 x MCB 16A 3p-C 2 x MCB 16A 1p-C	2m cable H07RN-F 5G16 with CEE-plug 63A 5p 400V * not over RCD	InA 63A RDF 0,4	9504124
		2	4	6	1 x RCD 63A/4/0,03A (TYPE A 63AT)	1 x MCB 32A 3p-C 2 x MCB 16A 3p-C 3 x MCB 16A 1p-B	2m cable H07RN-F 5G16 with CEE-plug 63A 5p 400V	InA 63A RDF 0,6	9504540
		2	4	6	1 x RCD 63A/4/0,03A (TYPE A 63AT)	1 x MCB 32A 3p-C 2 x MCB 16A 3p-C 3 x MCB 16A 1p-C	1 x CEE-flanged plug 63A 5p 400V	InA 63A RDF 0,6	9504020
		2	2	9	1 x RCD 63A/4/0,03A (TYPE A 63AT)	2 x MCB 32A 3p-C 2 x MCB 16A 3p-C 9 x MCB 16A 1p-C	2m cable H07RN-F 5G16 with CEE-plug 63A 5p 400V	InA 63A RDF 0,4	9504450
	2	1			2 x RCD 63A/4/0,03A (TYPE A 63AT) 1 x RCD 63A/4/0,03A (TYPE A 40AT)	2 x MCB 63A 3p-C 1 x MCB 32A 3p-C	2m cable H07RN-F 5G35 with CEE-plug 125A 5p 400V	InA 125A RDF 0,6	9504103

InA= Rated current of switchgear and control gear assembly; RDF = Rated diversity factor



Solid-rubber distribution boxes – mobile Series SPITZ



Series SPITZ

- **Socket outlet combination acc. EN 61439**
- Portable solid rubber distribution box
- **Dimensions: HxWxD = 320x320x320 mm**
- Lifting hinged top cover with 2 quick acting closures
- Fuses, control devices e.g. MCB, RCD, current indicator, ... under top cover
- Maximum safety- closed casing bottom with high ground clearance, prevention of water intake from bottom
- Sockets protected by overhanging box cover
- Space-saving storage- distributors are stackable

Standard version:

- Enclosure with solid rubber carrying handle
- CEE-sockets and safety sockets made of PA6, contacts nickel plated, sockets individual exchangeable
- All outer metal parts made out of stainless steel
- Entry connection made out of flexible rubber cable with plug or flanged plug
- Housing protection **IP54** (IP65 on request)

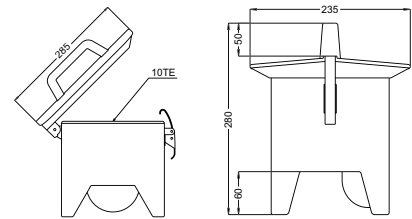
Layout examples: (other combinations on request!)

Layout	CEE 400V 5p			SS 250V	Protection		Connection	InA RDF	Cat.No.
	63A	32A	16A	16A	RCD	MCB			
		1	2	3	1 x RCD 63A/4/0,03A (TYPE A 63AT)	1 x MCB 32A 3p-C 2 x MCB 16A 3p-C 3 x MCB 16A 1p-C	2m cable H07RN-F 5G16 with CEE-plug 63A 5p 400V	InA 63A RDF 0,6	94741511
		1	2	4	1 x RCD 63A/4/0,03A (TYPE A 40AT)	2 x MCB 16A 3p-C 4 x MCB 16A 1p-B	2m cable H07RN-F 5G6 with CEE-plug 32A 5p 400V	InA 32A RDF 0,6	9474584
		2	2	4	1 x RCD 63A/4/0,03A (TYPE A 40AT)	2 x MCB 16A 3p-C 4 x MCB 16A 1p-B	2m cable H07RN-F 5G6 with CEE-plug 32A 5p 400V	InA 32A RDF 0,4	9474590
					1 x RCD 63A/4/0,03A (TYPE A 40AT)	1 x MCB 16A 3p-C 4 x MCB 16A 1p-C	2m cable H07RN-F 5G6 with CEE-plug 32A 5p 400V	InA 32A RDF 0,4	94741386
		3		4	1 x RCD 63A/4/0,03A (TYPE A 63AT)	3 x MCB 32A 3p-C 2 x MCB 16A 1p-B	2m cable H07RN-F 5G10 with CEE-plug 63A 5p 400V	InA 63A RDF 0,4	9474320
			2	6	1 x RCD 63A/4/0,03A (TYPE A 40AT)	1 x MCB 16A 3p-C 3 x MCB 16A 1p-B	2m cable H07RN-F 5G6 with CEE-plug 32A 5p 400V	InA 32A RDF 0,8	9474154
				10	1 x RCD 63A/4/0,03A (TYPE A 40AT)	10 x MCB 16A 1p-B	2m cable H07RN-F 5G6 with CEE-plug 32A 5p 400V	InA 32A RDF 0,5	9474144

Solid-rubber distribution boxes – mobile Series RIED

Series RIED

- **Socket outlet combination acc. EN 61439**
- Portable solid rubber distribution box
- **Dimensions: HxWxD = 280x235x285 mm**
- Lifting hinged top cover with 2 quick acting closures
- Fuses, control devices e.g. MCB, RCD, current indicator, ... under top cover
- Maximum safety- closed casing bottom with high ground clearance, prevention of water intake from bottom
- Sockets protected by overhanging box cover
- Space-saving storage- distributors are stackable



Standard version:

- Enclosure with solid rubber carrying handle
- CEE-sockets and safety sockets made of PA6, contacts nickel plated, sockets individual exchangeable
- All outer metal parts made out of stainless steel
- Entry connection made out of flexible rubber cable with plug or flanged plug
- Housing protection **IP54** (IP44 with flanged plug)

Layout examples: (other combinations on request!)

Layout	CEE 400V 5p			SS 250V	Protection		Connection	InA RDF	Cat.No.
	63A	32A	16A	16A	RCD	MCB			
		1	2	3	1 x RCD 63A/4/0.03A (TYPE A 40AT)	1 x MCB 16A 3p-C 3 x MCB 16A 1p-C	1xCEE-wall mounted plug 32A 5p 400V	InA 32A RDF 0,5	9473377
		1	2	3	1 x RCD 63A/4/0.03A (TYPE A 40AT)	1 x MCB 16A 3p-C 3 x MCB 16A 1p-C	2m cable H07RN-F 5G6 with CEE-plug 32A 5p 400V	InA 32A RDF 0,5	9473080
			2	4	1 x RCD 63A/4/0.03A (TYPE A 40AT)	1 x MCB 16A 3p-C 2 x MCB 16A 1p-C	2m cable H07RN-F 5G6 with CEE-plug 32A 5p 400V	InA 32A RDF 0,8	9473012
			2	4	1 x RCD 40A/4/0.03A (TYPE A 25AT)	2 x MCB 16A 1p-C	2m cable H07RN-F 5G2,5 with CEE-plug 16A 5p 400V	InA 16A RDF 0,5	9473070
			2	4	1 x RCD 40A/4/0.03A (TYPE A 25AT)	2 x MCB 16A 1p-C	1xCEE-wall mounted plug 16A 5p 400V	InA 16A RDF 0,5	9473071
			2	4	1 x RCD 63A/4/0.03A (TYPE A 40AT)	1 x MCB 16A 3p-C 2 x MCB 16A 1p-C	1xCEE-wall mounted plug 32A 5p 400V	InA 32A RDF 0,5	9473435
				6		6 x MCB 16A 1p-C	2m cable H07RN-F 5G6 with CEE-plug 32A 5p 400V	InA 32A RDF 0,7	9473487
			1	3	1 x RCD 40A/4/0.03A (TYPE A 25AT)	1 x MCB 6A 1p-B	2m cable H07RN-F 5G2,5 with CEE-plug 16A 5p 400V 1xUSB-charging socket with 2x USB Type A	InA 16A RDF 0,5	9473255

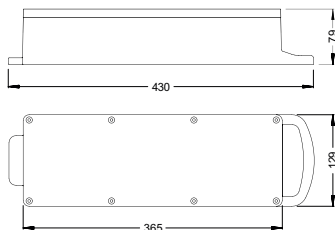
InA= Rated current of switchgear and control gear assembly; RDF = Rated diversity factor; VS = backup fuse



Solid-rubber distribution boxes – mobile Series STEYREGG



9441065



Series STEYREGG

- **Socket outlet combination acc. EN 61439**
- Portable solid rubber distribution box
- **Dimensions: HxWxD = 79x430x129 mm**
- With or without fuse protection
- Ready wired for use
- Housing protection **IP54**



9441050

Standard version:

- Enclosure with solid rubber carrying handle
- CEE-sockets and safety sockets made of PA6, contacts nickel plated, sockets individual exchangeable
- Entry connection made out of flexible rubber cable with plug

Layout examples: (other combinations on request!)

Layout	CEE 400V 5p			SS 250V	Protection		Connection	InA RDF	Cat.No.
	63A	32A	16A	16A	RCD	MCB			
			2	2	1 x RCD 40A/4/0.03A (TYPE A 25AT)		2m cable H07RN-F 5G2,5 with CEE-plug 16A 5p 400V	InA 16A RDF 0,8	9441065
		2		2	1 x RCD 63A/4/0.03A (TYPE A 40AT)	2 x MCB 16A 1p-C	2m cable H07RN-F 5G4 with CEE-plug 32A 5p 400V	InA 32A RDF 0,8	9441075
			1	3			2m cable H07RN-F 5G2,5 with CEE-plug 16A 5p 400V	VS max.16A	9441050
			1	3	1 x RCD 40A/4/0.03A (TYPE A 25AT)		2m cable H07RN-F 5G2,5 with CEE-plug 16A 5p 400V	InA 16A RDF 0,8	9441051
			2	3			2m cable H07RN-F 5G2,5 with CEE-plug 16A 5p 400V	VS max.16A	9441151
				4			2m cable H07RN-F 3G2,5mm2 with solid rubber plug 16A 2p+PE 230V	VS max.16A	9441010
			3				2m cable H07RN-F 5G2,5 with CEE-plug 16A 5p 400V	VS max.16A	9441070
				3	1 x RCD 25A/2/0.03A (TYPE A 25AT)	1 x MCB 6A 1p-B	2m cable H07RN-F 3G2,5 with solid rubber safety plug 1xUSB-charging socket with 2x USB Type A	InA 16A RDF 0,8	9441700

InA= Rated current of switchgear and control gear assembly; RDF = Rated diversity factor; VS = backup fuse

...available on stock!

Solid-rubber distribution boxes – mobile Series TRAUNSEE

Series TRAUNSEE

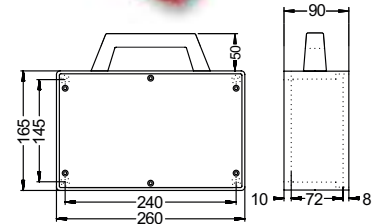
- **Socket outlet combination acc. EN 61439**
- Portable solid rubber distribution box
- **Dimensions: HxWxD = 165x260x90 mm**
- With or without fuse protection
- Ready wired for use
- Housing protection **IP54**

Standard version:

- Enclosure with solid rubber carrying handle
- CEE-sockets and safety sockets made of PA6, contacts nickel plated, sockets individual exchangeable
- Entry connection made out of flexible rubber cable with plug



9216051



Layout examples: (other combinations on request!)

Layout	CEE 400V 5p			SS 250V	Protection		Connection	InA RDF	Cat.No.
	63A	32A	16A	16A	RCD	MCB			
			1	2			1,5m cable H07RN-F 5G2,5 with CEE-plug 16A 5p 400V	VS max.16A	9216051
				3	1 x RCD 25A/2/0.03A (TYPE A 25AT)		1,5m cable H07RN-F 3G2,5 with solid rubber plug 16A 2p+PE 230V	InA 16A	9216066
				4			1,5m cable H07RN-F 3G2,5 with solid rubber plug 16A 2p+PE 230V	VS max.16A	9216011

Solid-rubber distribution boxes – mobile with electricity meters

123456 kWh

Layout examples: (other combinations on request!)

CEE 400V 5p		SS 250V	Version / Equipment	Cat.No.
32A	16A	16A		
			Mobile distribution box - solid rubber - series SPITZ IP54 with locking unit 4 2m cable 3G2,5 with safety plug 16A 250V 4 x MCB 16A 1p-B 1 x RCD 25A/2/0.03A (TYPE A 25AT) 1 x electronic kWh AC meter 230V	94742251
	1	4	Mobile distribution box - solid rubber - series SPITZ IP54 with locking unit 4 2m cable 5G2,5 with CEE-plug 16A 5p 400V 4 x MCB 16A 1p-B 1 x RCD 40A/4/0.03A (TYPE A 25AT) 1 x electronic kWh AC meter 3x230/400V	94742241
	2	4	Mobile distribution box - solid rubber - series SPITZ IP54 with locking unit 4 2m cable 5G2,5 with CEE-plug 16A 5p 400V 1 x MCB 16A 3p-C 2 x MCB 16A 1p-B 1 x RCD 40A/4/0.03A (TYPE A 25AT) 1 x electronic kWh AC meter 3x230/400V	94742242
	1	2	3 Mobile distribution box - solid rubber - series SPITZ IP54 with locking unit 3 2m cable 5G6 with CEE-plug 32A 5p 400V 1 x MCB 16A 3p-C 3 x MCB 16A 1p-B 1 x RCD 63A/4/0.03A (TYPE A 40AT) 1 x electronic kWh AC meter 65A 400V 3p	94742249
	1	2	6 Mobile distribution box - solid rubber - series SCHREMS IP54 CEE-flanged plug 32A 5p 400V 1 x MCB 16A 3p-C 3 x MCB 16A 1p-C 1 x RCD 63A/4/0.03A (TYPE A 40AT) 1 x electronic kWh AC meter 80A 400V 3p	9504376
	1	2	6 Mobile distribution box - solid rubber - series SCHREMS IP54 6 2m cable 5G6 with CEE-plug 32A 5p 400V 1 x MCB 16A 3p-C 3 x MCB 16A 1p-B 1 x RCD 63A/4/0.03A (TYPE A 40AT) 1 x electronic kWh AC meter 80A 400V 3p	9504368

Solid-rubber distribution boxes - mobile with isolation transformer

with galvanic isolation 230/230V~
according to EN61558-2-4 (VDE 0570 part 2-4)



9474410

Layout examples: (other combinations on request!)

Layout	CEE 400V 5p		SSD 250V	Version / Equipment	Cat.No.
	32A	16A	16A		
			1	Series SPITZ Isolation transformer 1000VA 230/230V~ Entry: 3m cable 2 x 1,5 with safety plug 16A 250V~ Outlet: 1 safety socket 16A 250V~	9474410
			1	Series SCHREMS Isolation transformer 2500VA 230/230V~ Entry: 3m cable 2 x 2,5 with safety plug 16A 250V~ Outlet: 1 safety socket 16A 250V~	9502619

Solid-rubber distribution boxes - mobile with safety transformers

with secondary-side extra low voltage 24V~ or 42V~

Safety at the workplace

Safety transformers are often absolutely necessary to protect human health. Special electric products, which provide maximum protection for the user, are required at many workstations.



9473401

Layout examples: (other combinations on request!)

Layout	CEE 16A 2p		Performance / Equipment	Cat.No.
	24V~	42V~		
		1	Series TRAUNSEE Safety transformer 120VA 230/42V~ Entry: 3m cable 2 x 1,5 with contour plug 16A 250V~ Outlet: 1 CEE-sockets 16A 2p 42V~	9216440
		4	Series RIED Safety transformer 500VA 230/42V~ Entry: 3m cable 2G1,5 with contour plug 16A 250V~ Outlet: 4 CEE-sockets 16A 2p 42V~	9473401



Solid-rubber distribution boxes – mobile Special versions – examples



Solid rubber 2-way distributor combination Series COMBI of 2 ZIRL

with 2 crane eyelets size M12 mounted on a galvanvanized sub-frame

HxWxD = 700x1100x600mm

Equipment:

2 CEE-sockets 63A 5p 400V	2 MCB 63A 3p-C	2 RCDs 63/4/0,03A on CEE-socket 63A
6 CEE-sockets 32A 5p 400V	6 MCBs 32A 3p-C	3 RCDs 63/4/0,03A on CEE-sockets 32A
2 CEE-sockets 16A 5p 400V	2 MCBs 16A 3p-C	1 RCD 63/4/0,03A on CEE-sockets 16A
6 sockets (DIN 49440) 16A 240V	6 MCB 16A 1p-C	1 RCD 63/4/0,03A on socket (DIN 49440)



Solid rubber 3-way distributor combination Series COMBI of 3 ZIRL

mobile, mounted on transport trolley with 2 handles

HxWxD = 700x1200x400mm

Equipment:

Input: Powerlock 400A

Output: Powerlock 400A (wired through)

2x CEE-socket 63A 5p 400V IP67 fused with 2x MCB 63A 3p C
3x CEE-socket 32A 5p 400V fused with 3x MCB 32A 3p C
6x CEE-socket 16A 5p 400V fused with 6x MCB 16A 3p C
9x safety sockets 16A 250V IP54 fused with 9x MCB 16A 1p C
2x RCD 63A/4/0,1A selektiv (TYPE A 63AT) over 2x CEE 63/5
1x RCD 63A/4/0,03A „G“ (TYPE A 63AT) over 3x CEE 32/5 fused with 1x MCB 63A 3p C
1x RCD 63A/4/0,03A (TYPE A 63AT) over 6x CEE 16/5 fused with 1x MCB 63A 3p C
1x RCD 63A/4/0,03A (TYPE A 63AT) over 9x SS fused with 1x MCB 63A 3p C
1x switch disconnecter 160A as input fuse
3x control lights (L1,L2,L3)



Solid-rubber distribution boxes

Special versions – examples

Solid rubber 2-way distributor combination Series COMBI with 2 ZIRL

on transport trolley made of angel irons, galvanized, with 2 guide rollers and 2 fixed rollers, solid rubber tyres

HxWxD = 610x800x270mm

Equipment:

3 control lamps to monitor the input

2 CEE-sockets 63A 5p 400V

3 CEE-sockets 32A 5p 400V

6 CEE-sockets 16A 5p 400V

9 sockets (DIN 49440) 16A 240V

2 MCBs 63A 3p-C

3 MCBs 32A 3p-C

6 MCBs 16A 3p-C

9 MCBs 16A 1p-C

2 RCDs 63/4/0,1A on CEE-sockets 63A

1 RCD 63/4/0,03A on CEE-sockets 32A

1 RCD 63/4/0,03A on CEE-sockets 16A

1 RCD 40/4/0,03A back-up fuse in the form of a RCD earthed contact socket



Revision cart IP54 Series COMBI with 4 ZIRL

on transport trolley made of angel irons, galvanized, with 2 guide rollers and 2 fixed rollers, solid rubber tyres

HxWxD = 990x1100x720mm

Equipment:

1 CEE-socket 125A 5p 400V

2 CEE-sockets 63A 5p 400V

2 CEE-sockets 32A 5p 400V

2 CEE-sockets 16A 5p 400V

6 sockets (DIN 49440) 16A 240V

1 power switch 125A with RCD

2 Minized 63A 3p 2 Fi 63/4/0,03A on CEE-Dosen 63A

2 LS 32A 3p-C 1 Fi 63/4/0,03A on CEE-Dosen 32A

2 LS 16A 3p-C 1 Fi 63/4/0,03A on CEE-Dosen 16A

6 LS16A 1p-C 2 Fi 40/4/0,03A back-up fuse in the form of a RCD earthed contact socket



5 Powerlock 400A



Distribution boxes – special versions



Universal racks and power column stands

Universal rack

- solid welded frame, with ergonomic handle
- hinged reel
- mounting holes predrilled for individual distribution boxes for self-installation
- prepared for different sizes of distribution boxes series ANIF, FURT, LOFER, SALZBURG, GREIN, MURAU and SCHWAZ

598053



Protective roof stainless steel

- Version in 2mm stainless steel V2A quality
- Protective roof series ZAMS
 - for distribution boxes series ZAMS **only with wall holders**
 - WxHxD = 412x587x250mm
- Protective roof series SALZBURG
 - for distribution boxes series SALZBURG **only with wall holders**
 - WxHxD = 318x422x250mm
- Protective roof series BRUCK
 - for distribution boxes series Bruck **only with wall holders**
 - WxHxD = 390x422x250mm

40799001

40799002

40799003



Power column stand Typ 340

- made of stainless steel sheet metal with base mounting plate
- **HxWxD = 1100x340x260mm**
- for distribution boxes up to WxH = 320x520mm
- finished in stainless sheet steel, powder-coated in RAL 2011 (orange) on request

410998



Mobile thermoplastic distribution boxes are suitable for **indoor and outdoor areas**.

The boxes are available in **different sizes and designs**.


Protection degree: IP44, IP54 and IP66/67

The massive and high-quality **enclosure made from PC/ABS** provides a wide range of **positive features**.

Such as high impact resistance and notched bar impact strength, high thermal stability, dielectric strength, weather, UV and wear resistance, good insulation properties, and resistance against many chemicals. The material used is free from cadmium, red phosphor and halogens (fluorine, chlorine, bromine, iodine and astatine).

Mobile thermoplastic distribution boxes are well suited for all applications. Especially in those areas that depend on high-quality, a robust enclosure and total reliability, such as in industry, trade, workshops, agriculture, household, public buildings, leisure, sport, marinas, camping, etc.

Adjusted to your needs we put together individually tailored and **optimally equipped distribution boxes**.











MADE IN AUSTRIA



MOBILE DISTRIBUTION BOXES

MADE OF THERMOPLASTIC

		Page
	Ischl Dimensions: HxWxD = 200x300x200mm	306
	Imst Dimensions: HxWxD = 200x197x197mm	308
	Pegasus Dimensions: HxWxD = 230x140x140mm	310
	Anif4 Dimensions: HxWxD = 320x222x114mm	312
	Murau / Schwaz / Lofer 4 Dimensions: HxWxD = 255x204x114mm	312
	Horn Dimensions: HxWxD = 263x246x75mm	313
	Opole Dimensions: HxWxD = 405x300x128mm	313
	St. Anton compact distribution boxes	314



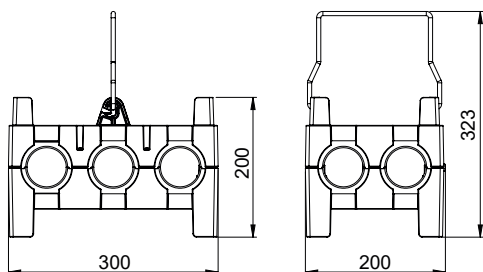
Thermoplastic insulated distribution boxes – mobile Series ISCHL



9130374

Series ISCHL

- **Socket outlet combination acc. EN 61439**
- Handy, robust, mobile distribution box made of shock-resistant polyamide
- **Dimensions: HxWxD = 200x300x200 mm**
- Maximum rated current of 32A
- Up to 10 sockets (inlet plug + 8 sockets or cable with plug + 9 sockets)
- Up to 13 modules under window
- With carrying-handle made of high-grade steel
- With take-up device for the connecting cable
- Stackable
- Housing color: black
- Ready wired for connection
- **IP44 splashproof**



9130008

Layout examples: (other combinations on request!)

Layout	CEE 400V 5p			SS 250V	Protection		Connection	InA RDF	Cat.No.
	63A	32A	16A	16A	RCD	MCB			
			2	4	1 x RCD 40A/4/0.03A (TYPE A 25AT)		2m cable H07RN-F 5G2,5 with plug 16A 5p 400V	InA 16A RDF 0,7	9130074
			2	4	1 x RCD 63A/4/0.03A (TYPE A 40AT)	1 x MCB 16A 3p-C 2 x MCB 16A 1p-C	2m cable H07RN-F 5G6 with plug 32A 5p 400V	InA 32A RDF 0,8	9130012
			2	6	1 x RCD 63A/4/0.03A (TYPE A 40AT)	1 x MCB 16A 3p-C 3 x MCB 16A 1p-C	2m cable H07RN-F 5G6 with plug 32A 5p 400V	InA 32A RDF 0,7	9130154
			3	6			2m cable H07RN-F 5G2,5 with plug 16A 5p 400V	VS max.16A	9130005
			3	6	1 x RCD 40A/4/0.03A (TYPE A 25AT)		2m cable H07RN-F 5G2,5 with plug 16A 5p 400V	InA 16A RDF 0,6	9130006

InA= Rated current of switchgear and control gear assembly; RDF = Rated diversity factor; VS = backup fuse

...available on stock!

Thermoplastic insulated distribution boxes – mobile Series ISCHL

Layout examples: (other combinations on request!)

Layout	CEE 400V 5p			SS 250V	Protection		Connection	InA RDF	Cat.No.
	63A	32A	16A	16A	RCD	MCB			
		1	2	3	1 x RCD 63A/4/0.03A (TYPE A 40AT)	1 x MCB 16A 3p-C 3 x MCB 16A 1p-C	2m cable H07RN-F 5G6 with plug 32A 5p 400V	InA 32A RDF 0,5	9130080
		1	2	4	1 x RCD 63A/4/0.03A (TYPE A 40AT)	1 x MCB 16A 3p-C 2 x MCB 16A 1p-C	1 x CEE-flanged plug 32A 5p 400V	InA 32A RDF 0,5	9130374
		1	2	6	1 x RCD 63A/4/0.03A (TYPE A 40AT)	2 x MCB 16A 3p-C 3 x MCB 16A 1p-C	2m cable H07RN-F 5G6 with plug 32A 5p 400V	InA 32A RDF 0,6	9130008
	2	1	6	6	1 x RCD 63A/4/0.03A (TYPE A 40AT)	1 x MCB 16A 3p-C 3 x MCB 16A 1p-C	2m cable H07RN-F 5G6 with plug 32A 5p 400V	InA 32A RDF 0,5	9130007

InA= Rated current of switchgear and control gear assembly; RDF = Rated diversity factor; VS = backup fuse



Boxes are stackable:
space-saving storage

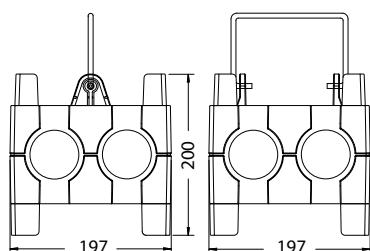
...available on stock!

-
-
-
-
-
-
-
-
-
-
-
-

Thermoplastic insulated distribution boxes – mobile Series IMST



9030014



Series IMST

- **Socket outlet combination acc. EN 61439**
- Handy, robust, mobile distribution box made of shock-resistant polyamide
- **Dimensions: HxWxD = 200x197x197 mm**
- With carrying-handle made of high-grade steel
- Maximum rated current of 32A
- Up to 7 sockets
- 8 modules under window
- Ready wired for connection
- For distributing electricity to powered equipment or lighting systems on building sites
- Ideal for craft business, the building trades, farmers, etc.
- Housing colors: black or red
- Stackable, with take-up device for the connecting cable
- **IP44 splashproof**



9030129

Layout examples: (other combinations on request!)

Layout	CEE 400V 5p			SS 250V	Protection		Connection	InA RDF	Cat.No.
	63A	32A	16A	16A	RCD	MCB			
		1	1	2	1 x RCD 63A/4/0.03A (TYPE A 40AT)	1 x MCB 16A 3p-C 1 x MCB 16A 1p-C	1 x CEE-flanged plug 32A 5p 400V	InA 32A RDF 0,5	9030614
			2	2		2 x MCB 16A 3p-C 2 x MCB 16A 1p-C	1 x CEE-flanged plug 32A 5p 400V	InA 32A RDF 0,6	9030119
			2	2		2 x MCB 16A 3p-C 2 x MCB 16A 1p-C	2m cable H07RN-F 5G4 with plug 32A 5p 400V	InA 32A RDF 0,6	9030129
		1	1	3	1 x RCD 63A/4/0.03A (TYPE A 40AT)	1 x MCB 16A 3p-C 1 x MCB 16A 1p-C	2m cable H07RN-F 5G4 with plug 32A 5p 400V	InA 32A RDF 0,5	9030117
			2	4			1 x CEE-flanged plug 16A 5p 400V	VS max.16A	9030010
			2	4	1 x RCD 40A/4/0.03A (TYPE A 25AT)		1 x CEE-flanged plug 16A 5p 400V	InA 16A RDF 0,7	9030014

InA= Rated current of switchgear and control gear assembly; RDF = Rated diversity factor; VS = backup fuse

...available on stock!

Thermoplastic insulated distribution boxes – mobile Series IMST

Layout examples: (other combinations on request!)

Layout	CEE 400V 5p			SS 250V	Protection		Connection	InA RDF	Cat.No.
	63A	32A	16A	16A	RCD	MCB			
			2	4	1 x RCD 40A/4/0.03A (TYPE A 25AT)	2 x MCB 16A 1p-C	1 x CEE-flanged plug 16A 5p 400V	InA 16A RDF 0,5	9030206
			2	5			2m cable H07RN-F 5G2,5 with plug 16A 5p 400V	VS max.16A	9030020
			2	5	1 x RCD 40A/4/0.03A (TYPE A 25AT)		2m cable H07RN-F 5G2,5 with plug 16A 5p 400V	InA 16A RDF 0,7	9030004
			2	5	1 x RCD 40A/4/0.03A (TYPE A 25AT)	2 x MCB 16A 1p-C	2m cable H07RN-F 5G2,5 with plug 16A 5p 400V	InA 16A RDF 0,5	9030204
				7			2m cable H07RN-F 3G2,5 with solid rubber safety plug	VS max.16A	9030030
				7	1 x RCD 25A/2/0.03A (TYPE A 25AT)		2m cable H07RN-F 3G2,5 with solid rubber safety plug	InA 16A RDF 0,7	9030040

InA= Rated current of switchgear and control gear assembly; RDF = Rated diversity factor; VS = backup fuse

...available on stock!



9030010



9030040



Boxes are stackable:
space-saving storage

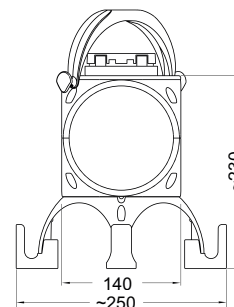
Vertical sidebar containing various icons: information (i), power, plug, truck, padlock, face with X, face with lightning bolt, face with heart, microphone, calculator, game controller, lightbulb, car, and hashtag (#).

Thermoplastic insulated distribution boxes – mobile Series PEGASUS



Series PEGASUS

- **Socket outlet combination acc. EN 61439**
- Handy, robust, mobile distribution box made of shock-resistant polyamide
- **Dimensions: HxWxD = 230x140x140 mm**
- Maximum rated current of 32A
- Max. 6 mounting surfaces
- 4 modules under window
- With plastic carrying handle
- Anti-tilt bracket as standard with 4 rubber stoppers, can also be used to coil cables
- Ready wired for connection
- Housing colors: red (standard), yellow (special version)
- Suitable for construction sites, workshops, agriculture, domestic, industrial, commercial and for event
- **IP44 splashproof**



Layout examples: (other combinations on request!)

Layout	CEE 400V 5p		SS 250V	Protection		Connection	InA RDF	Cat.No.
	32A	16A	16A	RCD	MCB			
		2	2			2m cable H07RN-F 5G2,5 with CEE-plug 16A 5p 400V	VS max. 16A	9034003
		1	3			2m cable H07RN-F 5G2,5 with CEE-plug 16A 5p 400V	VS max. 16A	9034004
			4			2m cable H07RN-F 5G2,5 CEE-with plug 16A 5p 400V	VS max. 16A	9034006
			4			2m cable H07RN-F 3G2,5 with safety plug (solid rubber) 16A 2p+PE 230V	VS max. 16A	9034007
			6			1 x CEE-flanged plug 16A 5p 400V	VS max. 16A	9034011
			8			2m cable H07RN-F 5G2,5 with CEE-plug 16A 5p 400V	VS max. 16A	9034005
		3				1 x CEE-flanged plug 16A 5p 400V	VS max. 16A	9034009
		4				2m cable H07RN-F 5G2,5 with CEE-plug 16A 5p 400V	VS max. 16A	9034002
	4					2m cable H07RN-F 5G4 with CEE-plug 32A 5p 400V	VS max. 32A	9034001

VS = backup fuse

Thermoplastic insulated distribution boxes – mobile Series PEGASUS

Layout examples: (other combinations on request!)

Layout	CEE 400V 5p		SS 250V	Protection		Connection	InA RDF	Cat.No.
	32A	16A	16A	RCD	MCB			
	1	1	2		1 x MCB 16A 3p-C 1 x MCB 16A 1p-C	2m cable H07RN-F 5G4 with CEE-plug 32A 5p 400V	InA 32A RDF 0,5	9034030
		2	2		1 x MCB 16A 3p-C 1 x MCB 16A 1p-C	2m cable H07RN-F 5G4 with CEE-plug 32A 5p 400V	InA 32A RDF 0,8	9034031
		1	2		1 x MCB 16A 3p-C 1 x MCB 16A 1p-C	2m cable H07RN-F 5G4 with CEE-plug 32A 5p 400V	InA 32A RDF 0,8	9034032
			6		3 x MCB 16A 1p-C	2m cable H07RN-F 5G4 with CEE-plug 32A 5p 400V	InA 32A RDF 0,9	9034033
	2			1 x RCD 63A/4/0.03A (TYPE A 40AT)		2m cable H07RN-F 5G4 with CEE-plug 32A 5p 400V	VS max.32A	9034050
		1	3	1 x RCD 40A/4/0.03A (TYPE A 25AT)		2m cable H07RN-F 5G2,5 CEE-with plug 16A 5p 400V	InA 16A RDF 0,5	9034052
			6	1 x RCD 40A/4/0.03A (TYPE A 25AT)		2m cable H07RN-F 5G2,5 CEE-with plug 16A 5p 400V	InA 16A RDF 0,7	9034053
			3	1 x RCD 25A/2/0.03A (TYPE A 25AT)		2m cable H07RN-F 3G2.5 with safety plug (solid rubber) 16A 2p+PE 230V	VS max.16A	9034055

InA= Rated current of switchgear and control gear assembly; RDF = Rated diversity factor; VS = backup fuse



Special color yellow



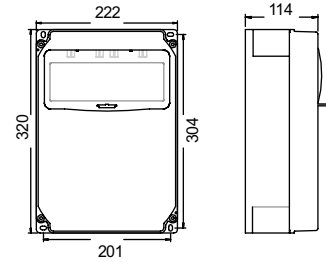
Thermoplastic insulated distribution boxes – mobile

Series ANIF4 / MURAU / SCHWAZ / LOFER4



Series ANIF4

- **Socket outlet combination acc. EN 61439**
- Compact design
- Material: PC/ABS
- **Dimensions: HxWxD = 320x222x114 mm**
- 10 modules
- Ready wired for connection
- **IP54** splashproof
- for assembly plants, electricians, ...

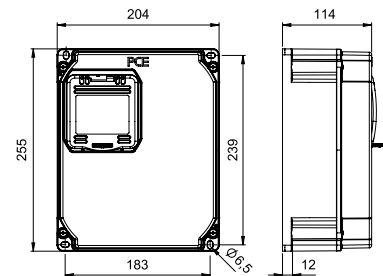


Layout examples: (other combinations on request!)

Layout	CEE 400V 5p			SS 250V	Protection		Connection	InA RDF	Cat.No.
	63A	32A	16A	16A	RCD	MCB			
			2	4		2 x MCB 16A 3p-C 4 x MCB 16A 1p-B	2m cable H07RN-F 5G4 with CEE-plug 32A 5p 400V Portable frame	InA 32A RDF 0,5	9134124
		1	1	4		1 x MCB 16A 3p-C 4 x MCB 16A 1p-B	2m cable H07RN-F 5G4 with CEE-plug 32A 5p 400V Carrying handle	InA 32A RDF 0,4	9134532
		1	1	4	1 x RCD 63A/4/0,03A (TYPE A 40AT)	1 x MCB 16A 3p-C 2 x MCB 16A 1p-B	2m cable H07RN-F 5G4 with CEE-plug 32A 5p 400V Carrying handle	InA 32A RDF 0,5	9134518

Series MURAU/SCHWAZ/LOFER4

- **Socket outlet combination acc. EN 61439**
- Compact design
- Material: PC/ABS
- **Dimensions: HxWxD = 255x204x114 mm**
- 4 modules (MURAU)
- without window (SCHWAZ/LOFER4)
- Ready wired for connection
- **IP54** splashproof
- for assembly plants, electricians, ...



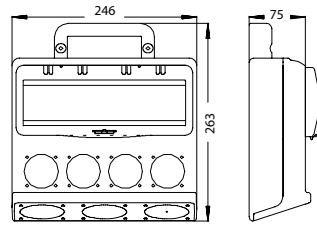
Layout	CEE 400V 5p			SS 250V	Protection		Connection	InA RDF	Cat.No.
	63A	32A	16A	16A	RCD	MCB			
			1	3	1 x RCD 40A/4/0,03A (TYPE A 25AT)		2m cable H07RN-F 5G1,5 with CEE-plug 16A 5p 400V Carrying handle and stand	InA 16A RDF 0,8	9013022
			2	4			2m cable H07RN-F 5G2,5 with CEE-plug 16A 5p 400V Carrying handle and stand	VS max. 16A	9014010
			4				2m cable H07RN-F 5G2,5 with CEE-plug 16A 5p 400V Carrying handle	VS max. 16A	9017115
			1	2		1 x MCB 6A 1p-B	2m cable H07RN-F 5G1,5 with CEE-plug 16A 5p 400V 1xUSB-charging socket with 2x USB Type A Carrying handle and stand	InA 16A RDF 0,8	9013050

InA= Rated current of switchgear and control gear assembly; RDF = Rated diversity factor; VS = backup fuse

Thermoplastic insulated distribution boxes – mobile Series HORN

Series HORN

- **Socket outlet combination acc. EN 61439**
- Compact design / incl. carrying handle
- Material: PC/ABS
- **Dimensions: HxWxD = 263x246x75mm**
- Up to 12 modules behind window
- For wall assembly also possible
- Ready wired for connection
- **IP54 splashproof**
- for assembly plants, construction sites, agriculture, electricians, ...



Accessories:
Support stand with screws

900404



Layout examples: (other combinations on request!)

Layout	CEE 400V 5p			SS 250V	Protection		Connection	InA RDF	Cat.No.
	63A	32A	16A	16A	RCD	MCB			
			2	4	1 x RCD 63A/4/0,03A (TYPE A 40AT)	2 x MCB 16A 3p-C 2 x MCB 16A 1p-C	1 x CEE-flanged plug 32A 5p 400V	InA 32A RDF 0,7	9004001-p
			2	4		2 x MCB 16A 1p-C	1 x CEE-flanged plug 16A 5p 400V	InA 16A RDF 0,8	9004004-p
			2	4	1 x RCD 40A/4/0,03A (TYPE A 25AT)		1 x CEE-flanged plug 16A 5p 400V	InA 16A RDF 0,6	9004006-p
		1	1	4	1 x RCD 63A/4/0,03A (TYPE A 40AT)	1 x MCB 16A 3p-C 4 x MCB 16A 1p-C	1 x CEE-flanged plug 32A 5p 400V with support stand	InA 32A RDF 0,6	9004002-p
		1	1	4	1 x RCD 63A/4/0,03A (TYPE A 40AT)	1 x MCB 16A 3p-C 2 x MCB 16A 1p-C	1 x CEE-flanged plug 32A 5p 400V	InA 32A RDF 0,7	9004012-p

Thermoplastic insulated distribution box - mobile Series OPOLE

- **Socket outlet combination acc. EN 61439**
- Housing made of high durable PC/ABS, compact design incl. carrying handle
- **Dimensions HxWxD = 405x300x128mm**
- Switchgear up to 14 modules, behind transparent window
- Ready wired for use incl. cable and CEE plug
- **IP54**



Layout examples: (other combinations on request!)

Layout	CEE 400V 5p			SS 250V	Protection		Connection	InA RDF	Cat.No.
	63A	32A	16A	16A	RCD	MCB			
			3	5	1xRCD 40A/4/0,03A (TYPE A 25AT)		2m cable H07RN-F 5G2,5 with CEE-plug 16A 5p 400V	InA 16A RDF 1,0	45460103
		1	2	5	1xRCD 63A/4/0,03A (TYPE A 40AT)	1 x MCB 16A 3p-C 3 x MCB 16A 1p-C	2m cable H07RN-F 5G6 with CEE-plug 32A 5p 400V	InA 32A RDF 0,6	45460104

InA= Rated current of switchgear and control gear assembly; RDF = Rated diversity factor; VS = backup fuse


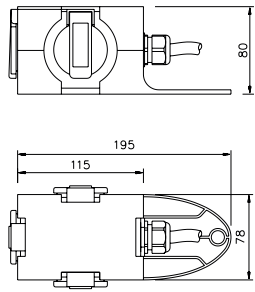





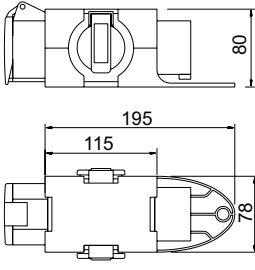




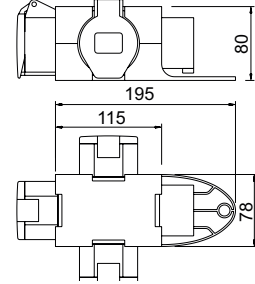




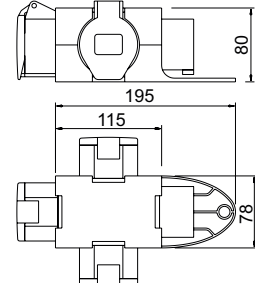
Compact distribution boxes Series ST. ANTON


PCE compact distribution boxes are designed to be safe, reliable and easy-to-use.

Every product has been manufactured to the highest quality standards (ISO 9001) and is available tailor made in size and equipment to your individual specification.

The wide variety of product features guarantees maximum flexibility in use.

- compact shape made of shock-resistant polyamide
- space saving storage- ergonomic design
- with shackle (optional: without shackle)
- ready wired for connection
- **IP44** splashproof
- well adapted for industry.


Symbolic picture	Entry	Outlet	Cat.No.
 	M20 cable gland without cable	3 x safety sockets 16A 250V with self-closing lid 	9430406
	1,5m H07RN-F 3G1,5 with safety plug (rubber) 16A 250V		9430409 
	1,5m H07RN-F 5G1,5 with CEE-plug 16A 5p 400V		9430429 
	1 x CEE-flanged plug 16A 5p 400V		9430412 
 	1 x CEE-flanged plug 16A 5p 400V	1 x CEE-socket 16A 5p 400V 2 x safety sockets 16A 250V with self-closing lid 	9430402 
	1 x CEE-phase inverter flanged plug 16A 5p 400V		9430452 
	1,5m H07RN-F 5G1,5 with CEE-plug 16A 5p 400V		9430715
	1,5m H07RN-F 5G1,5 with CEE-phase inverter plug 16A 5p 400V		9430719
 	1 x CEE-flanged plug 16A 5p 400V	3 x CEE-sockets 16A 5p 400V 	9430411 
	1 x CEE-phase inverter flanged plug 16A 5p 400V		9430453
	1,5m H07RN-F 5G1,5 with CEE-plug 16A 5p 400V		9430718 
	1,5m H07RN-F 5G1,5 with CEE-phase inverter plug 16A 5p 400V		9430721
 	1 x CEE-flanged plug 16A 3p 230V	3 x CEE-sockets 16A 3p 230V	9430401
	1,5m H07RN-F 3G1,5 with CEE-plug 16A 3p 230V		9430155
	1,5m H07RN-F 3G1,5 with CEE-plug 16A 3p 230V	2 x CEE-sockets 16A 3p 230V 1 x safety socket 16A 250V	9430455
	1,5m H07RN-F 5G1,5 with CEE-plug 16A 5p 400V	3 x CEE-sockets 16A 3p 230V	9430439

 ...available on stock!

Compact distribution boxes Series ST. ANTON

Symbolic picture	Entry	Outlet	Cat.No.
	1 x CEE-flanged plug 16A 3p 4h 110V	3 x CEE-sockets 16A 3p 4h 110V	9430301*
	1 x CEE-flanged plug 32A 3p 4h 110V	3 x CEE-sockets 32A 3p 4h 110V	9437560*
Symbolic picture	Entry	Outlet	Cat.No.
	1 x CEE-flanged plug 16A 4p 6h 400V	3 x CEE-sockets 16A 4p 6h 400V	9430311*
	1 x CEE-flanged plug 16A 5p 6h 400V	1 x CEE-socket 16A 4p 6h 400V 2 x safety socket 16A 250V (French/Belgian)	9430050*
	1,5m H07RN-F 4G1,5 with CEE-plug 16A 4p 6h 400V	3 x CEE-sockets 16A 4p 6h 400V	9430343
	1,5m H07RN-F 4G1,5 with CEE-plug 16A 4p 9h 250V	3 x CEE-sockets 16A 4p 9h 250V	9430498
Symbolic picture	Entry	Outlet	Cat.No.
	1,5m H07RN-F 3G1,5 with safety plug (French/Belgian.) 250V	3 x safety socket 16A 250V (French/Belgian.)	9430479
	1 x CEE-flanged plug 16A 5p 6h 400V		9430478
	1 x CEE-flanged plug 16A 5p 6h 400V	1 x CEE-socket 16A 5p 6h 400V 2 x safety socket 16A 250V (French/Belgian.)	9430477
	1,5m H07RN-F 5G1,5 with CEE-plug 16A 5p 6h 400V		9430476
Symbolic picture	Entry	Outlet	Cat.No.
	1,5m H07RN-F 2 x 2,5 with plug 16A 2p 24V	3 x extra low voltage sockets 16A 2p 24V	9430024
	1,5m H07RN-F 2 x 2,5 with plug 16A 2p 42V	3 x extra low voltage sockets 16A 2p 42V	9430350v
Symbolic picture	Entry	Outlet	Cat.No.
 St. Anton 4f	1,5m H07RN-F 5G4 with CEE-plug 32A 5p 6h 400V	3 x CEE-sockets 32A 5p 6h 400V	9437113 
	1 CEE-flanged plug 32A 5p 6h 400V		9437413 
	1,5m H07RN-F 5G4 with CEE-phase inverter plug 400V		9437114
	1 CEE-flanged plug phase inverter 32A 5p 400V		9437454

* Export version (not allowed in Austria and Germany!)

 ...available on stock!

Compact distribution boxes Series ST. ANTON 6F

Series ST. ANTON 6F

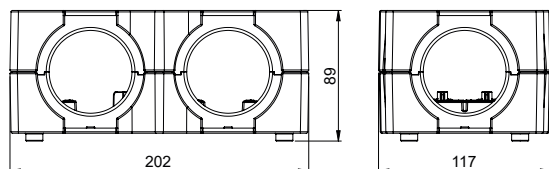


9439004

- **Socket outlet combination acc. EN 61439**
- Handy, robust, mobile distribution box made of shock-resistant polyamide
- **Dimensions: HxWxD = 89x202x117 mm**
- Maximum rated current of 32A
- Up to 6 sockets (flanged plug or cable + 5 sockets)
- 4 modules under window
- Optional: meter, timer or switches (e.g. emergency stop)
- Ready wired for connection
- Ideal for craft business, the building trades, farmers, etc.
- Housing color: black
- **IP44 splashproof**



9439006



Layout examples: (other combinations on request!)

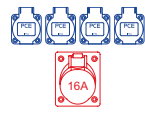

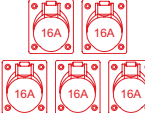
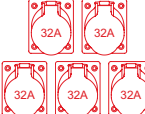
Layout	CEE 400V 5p			SS 250V	Protection		Connection	InA RDF	Cat.No.
	63A	32A	16A	16A	RCD	MCB			
			1	2		1 x MCB 16A 3p-C 1 x MCB 16A 1p-C	1 x CEE-flanged plug 32A 5p 400V	InA 32A RDF 0,8	9439002
			1	2		1 x MCB 16A 3p-C 1 x MCB 16A 1p-C	2m cable H07RN-F 5G6 with plug 32A 5p 400V	InA 32A RDF 0,8	9439006
			1	2	1 x RCD 40A/4/0.03A (TYPE A 25AT)		1 x CEE-flanged plug 16A 5p 400V	InA 16A RDF 0,8	9439004
			1	2	1 x RCD 40A/4/0.03A (TYPE A 25AT)		2m cable H07RN-F 5G2,5 with plug 16A 5p 400V	InA 16A RDF 0,5	9439007
			3		1 x RCD 40A/4/0.03A (TYPE A 25AT)		1 x CEE-flanged plug 16A 5p 400V	InA 16A RDF 0,8	9439003
		1	1	1		1 x MCB 16A 3p-C 1 x MCB 16A 1p-C	1 x CEE-flanged plug 32A 5p 400V	InA 32A RDF 0,5	9439500
		3			1 x RCD 63A/4/0.03A (TYPE A 40AT)		2m cable H07RN-F 5G6 with plug 32A 5p 400V	InA 32A RDF 0,8	9439005
		3			1 x RCD 63A/4/0.03A (TYPE A 40AT)		1 x CEE-flanged plug 32A 5p 400V	InA 32A RDF 1,0	9439001
				3		1 x MCB 6A 1p-B	1,5m cable H07RN-F 3G2,5 with safety plug 16A 230V 1xUSB-charging socket with 2x USB Type A	InA 16A RDF 0,5	9439061

InA= Rated current of switchgear and control gear assembly; RDF = Rated diversity factor; VS = backup fuse





...available on stock!

Compact distribution boxes Series ST. ANTON 6F



Series ST. ANTON 6F - without protection

Layout	CEE 400V 5p			SS 250V	without protection / without modules	Connection	InA RDF	Cat.No.
	63A	32A	16A	16A				
			1	4		1 x CEE-flanged plug 16A 5p 400V	VS max.16A	9438002 
			5			1 x CEE-flanged plug 16A 5p 400V	VS max.16A	9438001
		5				1 x CEE-flanged plug 32A 5p 400V	VS max.32A	9438413


Series ST. ANTON 6F - incl. electric meter

Layout	CEE 400V 5p			SS 250V	Protection / meter		Connection	InA RDF	Cat.No.
	63A	32A	16A	16A	RCD	meter			
				3		3x AC-meter 1p (counter)	2m cable H07RN-F 5G2,5 with plug 16A 5p 400V	VS max.16A	9439078
				4	1 x RCD 25A/2/0.03A (TYPE A 25AT)	1x AC-meter 1p (counter)	1,5m cable H07RN-F 3G2,5 with safety plug 16A 230V	InA 16A RDF 1,0	9439079
			1			1x AC-meter 3p (counter)	2m cable H07RN-F 5G2,5 with plug 16A 5p 400V	VS max.16A	9439075
		1				1x AC-meter 3p (counter)	2m cable H07RN-F 5G6 with plug 32A 5p 400V	VS max.32A	9439076


Series ST. ANTON 6F - incl. FI Typ A

Layout	CEE 400V 5p			SS 250V	Protection		Connection	InA RDF	Cat.No.
	63A	32A	16A	16A	RCD	MCB			
			1		1 x RCD 40A/4/0.03A (TYPE A 25AT)		1 x CEE-flanged plug 16A 5p 400V	InA 16A RDF 1,0	9439033
		1			1 x RCD 63A/4/0.03A (TYPE A 40AT)		1 x CEE-flanged plug 32A 5p 400V	InA 32A RDF 1,0	9439041

Series ST. ANTON 6F - with timer

Layout	CEE 400V 5p			SS 250V	Timer / Protection		Connection	InA RDF	Cat.No.
	63A	32A	16A	16A	Timer	MCB			
 + time switch			1		1 x timer (digital) with contactor	1 x MCB 6A 1p-C	1 x CEE-flanged plug 16A 5p 400V	InA 16A RDF 1,0	9439013

InA= Rated current of switchgear and control gear assembly; RDF = Rated diversity factor; VS = backup fuse

 ...available on stock!

PCE






MADE IN AUSTRIA



DISTRIBUTION BOXES WITH SUSPENSION HOOK

MADE OF THERMOPLASTIC AND SOLID RUBBER

		Page
	Pegasus Dimensions: HxWxD = 220x140x140mm	320
	Lofer7 Kombi Dimensions: HxWxD = 225x204x284	322
	Freistadt Dimensions: HxWxD = 129x129x120mm	323

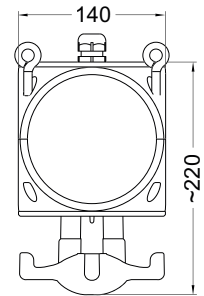


Thermoplastic insulated distribution boxes – with suspension hook **Series PEGASUS**



Series PEGASUS

- Handy, robust and compact distribution box made of shock-resistant polyamide
- **Dimensions: HxWxD = 220x140x140 mm**
- With 4 ring bolts for ceiling fastening
- Maximum rated current of 32A
- Max. 6 mounting surfaces
- 4 modules under window
- Ready wired for connection
- Housing colors: red (standard), yellow (special version)
- With ergonomic anchor handle on the bottom of the housing
- **IP44** splashproof



with protection:
1 x MCB 16A 3p-C
1 x MCB 16A 1p-C

9033031

Layout examples: (other combinations on request!)

Layout	CEE 400V 5p		SS 250V	without protection		Connection	InA RDF	Cat.No.
	32A	16A	16A	RCD	MCB			
	1	1	2			1 x M32 (ø18-25mm) top 1 x M25 (ø13-18mm) top 2 x VC-terminal 5p	max.16A max.32A	9033002
		2	2			1 x M25 (ø13-18mm) top 1 x M20 (ø10-14mm) top 1 x VC-terminal 5p 1 x VC-terminal 3p	max.16A	9033004
		1	3			1 x M25 (ø13-18mm) top 1 x VC-terminal 5p	max.16A	9033005
			4			1 x M25 (ø13-18mm) top 1 x VC-terminal 5p	max.16A	9033007
			4			1 x M20 (ø10-14mm) top 1 x VC-terminal 3p	max.16A	9033008
			8			1 x M25 (ø13-18mm) top 1 x VC-terminal 5p	max.16A	9033006
	2	2				1 x M32 (ø18-25mm) top 1 x M25 (ø13-18mm) top 2 x VC-terminal 5p	max.16A max.32A	9033001
		4				1 x M25 (ø13-18mm) top 1 x VC-terminal 5p	max.16A	9033003
with data socket								
		1	2			1 x M25 (ø13-18mm) top 1 x M20 (ø6-12mm) top 1 x VC-terminal 5p CAT6 RJ45 double and mounting set order separate	max.16A	9033550 + 12k452-0e 9033-CATmont
			3			1 x M20 (ø10-14mm) top 1 x M16 (ø5-10mm) top 1 x VC-terminal 3p CAT6 RJ45 double and mounting set order separate	max.16A	9033551 + 12k452-0e 9033-CATmont

VS = backup fuse

...available on stock!

Layout	CEE 400V 5p		SS 250V	with protection		Connection	InA RDF	Cat.No.
	32A	16A	16A	RCD	MCB			
	1	1	2		1 x MCB 16A 3p-C 1 x MCB 16A 1p-C	1 x M32 (ø18-25mm) top 1 x VC-terminal 5p	InA 32A RDF 0,5	9033030
		2	2		1 x MCB 16A 3p-C 1 x MCB 16A 1p-C	1 x M32 (ø18-25mm) top 1 x VC-terminal 5p	InA 32A RDF 0,8	9033031
		1	2		1 x MCB 16A 3p-C 1 x MCB 16A 1p-C	1 x M32 (ø18-25mm) top 1 x VC-terminal 5p	InA 32A RDF 0,8	9033032
		2	2	1 x RCD 40A/4/0.03A (TYPE A 25AT)		1 x M25 (ø13-18mm) top 1 x VC-terminal 5p	InA 16A RDF 0,9	9033050
		1	3	1 x RCD 40A/4/0.03A (TYPE A 25AT)		1 x M25 (ø13-18mm) top 1 x VC-terminal 5p	InA 16A RDF 0,5	9033051
			3	1 x RCD 40A/4/0.03A (TYPE A 25AT)		1 x M25 (ø13-18mm) top 1 x VC-terminal 5p	VS max. 16A	9033052
			3	1 x RCD 25A/2/0.03A (TYPE A 25AT)		1 x M20 (ø10-14mm) top 1 x VC-terminal 3p	InA 16A RDF 0,8	9033053
distribution boxes with compressed air								
		1	3			1 x M25 (ø13-18mm) top 1 x VC-terminal 5p 1 x compressed air double, size 7,2mm	VS max. 16A	9033071
			4			1 x M20 (ø10-14mm) top 1 x VC-terminal 3p 1 x compressed air double, size 7,2mm	VS max. 16A	9033073



Data socket (yellow):
with lid
2 x CAT 6_A RJ45 module
tool free cable installation
(to be ordered separate)



9033012



with compressed air:

9033073



Accessories for suspended version:

- Pegasus suspension kit (4x)
- L=300mm

9033-1






Hanging distribution box - plastic LOFER7 Kombi



Series LOFER7 Kombi

- Hanging distribution box made with 2x enclosures LOFER7
Back to back mounting on stainless steel plate
- Housing material made of robust PC/ABS
- **Dimensions: HxWxD = 225x204x284 mm**
- Windows for up to max. 2x9 modules (18 modules)
- Ready wired on main terminal for connection
- for industry, craft business, the building trades, farmers, etc.
- **IP54**

Layout examples: (other combinations on request!)

Layout	CEE 400V 5p		SS 250V	Protection		Connection	VS RDF	Cat.No.
	32A	16A	16A	RCD	MCB			
	1	1	4	1 x RCD 63A/4/0.03A (TYPE A 40AT)	1 x MCB 32A 3p-C 1 x MCB 16A 3p-C 4 x MCB 16A 1p-C	1 x M32 (ø18-25mm) top 1 x VC-terminal 5p	max.40A RDF 0,5	90992339
		2	4	1 x RCD 63A/4/0.03A (TYPE A 40AT)	2 x MCB 16A 3p-C 4 x MCB 16A 1p-C	1 x M32 (ø18-25mm) top 1 x VC-terminal 5p	max.40A RDF 0,6	90992341
distribution boxes with compressed air								
	1	1	4	1 x RCD 63A/4/0.03A (TYPE A 63AT)	1 x MCB 16A 3p-C 4 x MCB 16A 1p-C	1 x M32 (ø18-25mm) top 1 x VC-terminal 5p	max.32A RDF 0,4	90992342

Solid rubber distribution boxes – with suspension hook **Series FREISTADT**



Series FREISTADT

- Robust distribution box solid rubber - hanging version
- **Dimensions: HxWxD = 129x129x100 mm**
- With 2 eye screws
- Hook handle (plastic) on the bottom
- Max. rated current 16A
- Ready wired for connection
- for industry, craft business, the building trades, farmers, etc.
- **IP54**

Layout examples: (other combinations on request!)

Layout	CEE 400V 5p		SS 250V	Protection		Connection	VS	Cat.No.
	32A	16A	16A	RCD	MCB			
		1	3			1 x M20 (ø10-14mm) top 1 x VC-terminal 5p	max. 16A	9848251
		2	2			1 x M20 (ø10-14mm) top 1 x VC-terminal 5p	max. 16A	9848250
			4			1 x M20 (ø10-14mm) top 1 x VC-terminal 3p	max. 16A	9848263

VS = backup fuse; InA= Rated current of switchgear and control gear assembly; RDF = Rated diversity factor

Vertical sidebar containing various icons: information (i), electrical symbols (circuit breaker, plug, socket, light bulb, car, hash #), and a game controller icon.

e-bike DOCKING STATION

■ **Wall mounting distribution box and energy pillar from PCE as comfortable e-Bike docking station for additional safety!**

2 or 3 safety sockets 250V/16A
 Protection RCBO (6A) combination per socket outlet
 Switchgear built in under impact resistant window
 IP-rating **IP54**



Series **MURAU**
 Dimensions (WxDxH):
 204x114x255mm



Series **ANIF4**
 Dimensions (WxDxH):
 222x114x320mm

- Housing made of high durable PC/ABS, compact design
- safety sockets made of PA6, contacts nickel plated, sockets individual exchangeable
- all outer metal parts made out of stainless steel, captive screws
- ready wired on main connecting terminal

Energy pillar **PILA**
 Dimensions (WxDxH): 165x85x1200mm

- steel sheet construction powder coated RAL 7016, front plate removable
- protection class II due to rubber distribution box inside (EPS-System)
- stable base (WxD 250x150mm)
- pillar ready wired on main terminal (connection from below)



Series	Layout	SS 250V	Protection		Connection	InA RDF	Cat.No.
		16A	RCD	MCB			
MURAU		2	2x RCBO 6A 1p+N 30mA CTYP A		1 x M20 (top) 1 x M20 (blind cap) bottom	InA 16A RDF 0,8	9013024
ANIF4		3	3x RCBO 6A 1p+N 30mA CTYP A		1 x M20 (top) 1 x M20 (blind cap) bottom	InA 16A RDF 0,7	9134248
PILA		3	3x RCBO 6A 1p+N 30mA CTYP A		1 x M25 (ø13-18mm) bottom	InA 16A RDF 0,8	9081330

eMobility

Charging infrastructure

■ Flanged socket Type2 for charging electric vehicles accord. IEC/EN 62196

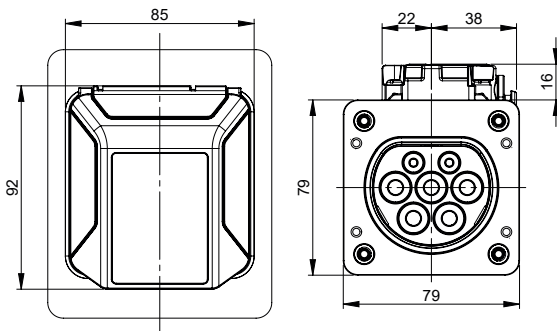
- DESIGN..... clear, modern design
- ERGONOMICS.. easy operation (one-hand)
- QUALITY high quality materials, glass fiber reinforced lid
- SERVICE all parts can be easily replaced
- ASSEMBLY..... various mounting options (front or rear panel mounting, different actuator positions)

IP-rating **IP44/54**
 ÖVE, VDE certified



Scope of delivery:


- Flanged socket Type2
- Frame with self-closing lid
- Actuator (incl. cable)
- Mounting frame
- Flange seal
- Mounting screws



Technical data: (for further details: www.pcelectric.at)	
Charging power	22 kW AC 3~
Rated current I_{nA}	32A
Rated voltage U_N	480V AC
Cable cross section L1-L3, N, PE	2,5- 6,0 mm ²
Cable cross section CP, PP	0,5 mm ²
Actuator connection cable length	500 mm



Front panel mounting **e325-f**
 Rear panel mounting **e325-r**



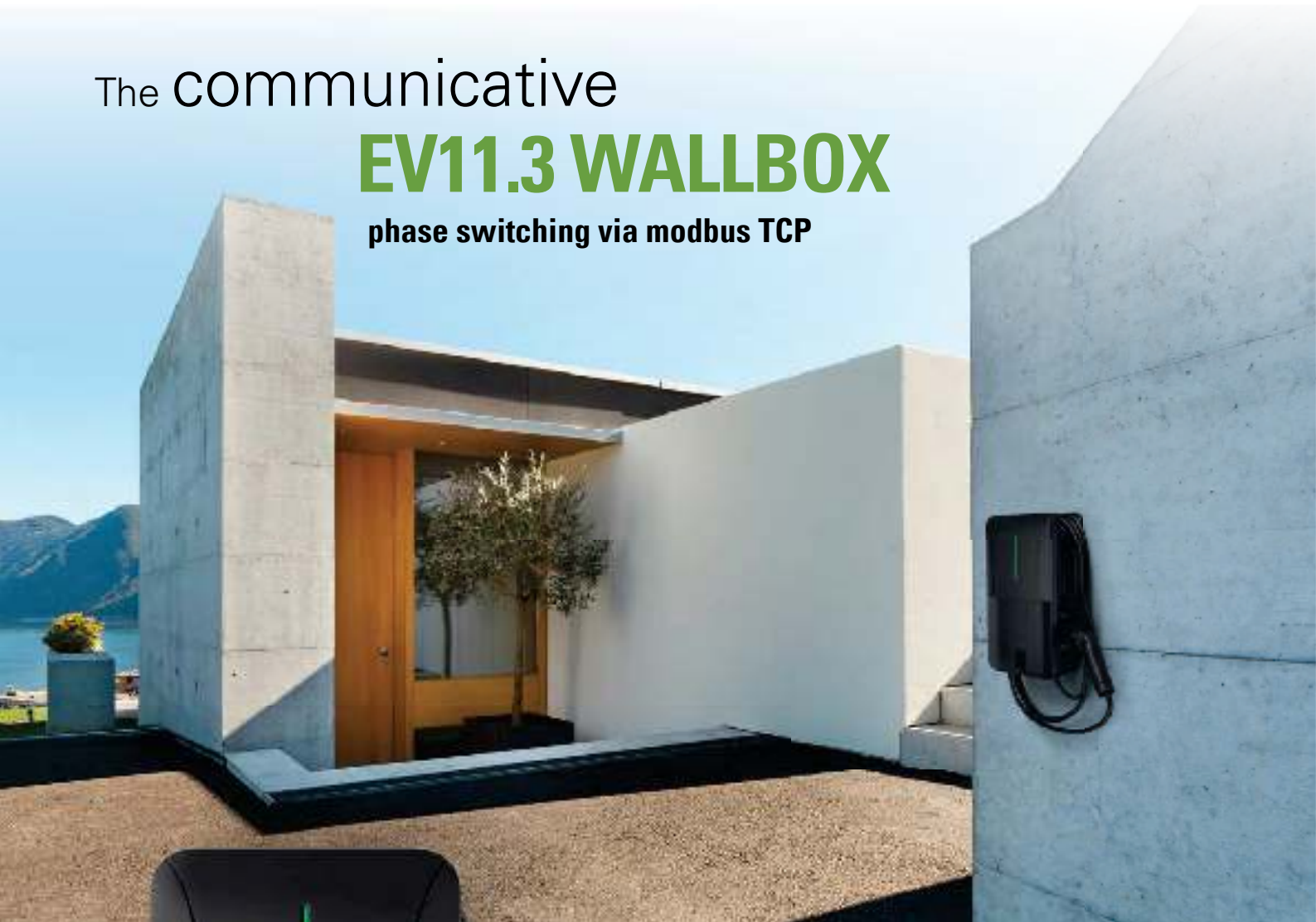
eMobility

Charging infrastructure

The communicative

EV11.3 WALLBOX

phase switching via modbus TCP



The charging power of the **EV11.3 WALLBOX**, which can be controlled via Modbus TCP, including phase switching, ensures a wide power range (controllable by various building and load management systems). In addition to the adjustable charging current limitation, an external digital enable input and internal temperature monitoring, the charging station can also be equipped with a MID-compliant meter.

EV11.3 WALLBOX

Charging station with Type 2 charging coupler











Current type AC 3-phase (AC 1-phase)
 Charging power adjustable up to 11 kW
 Charging mode 3

Dimensions (WxDxH): 262 x 126 x 395mm

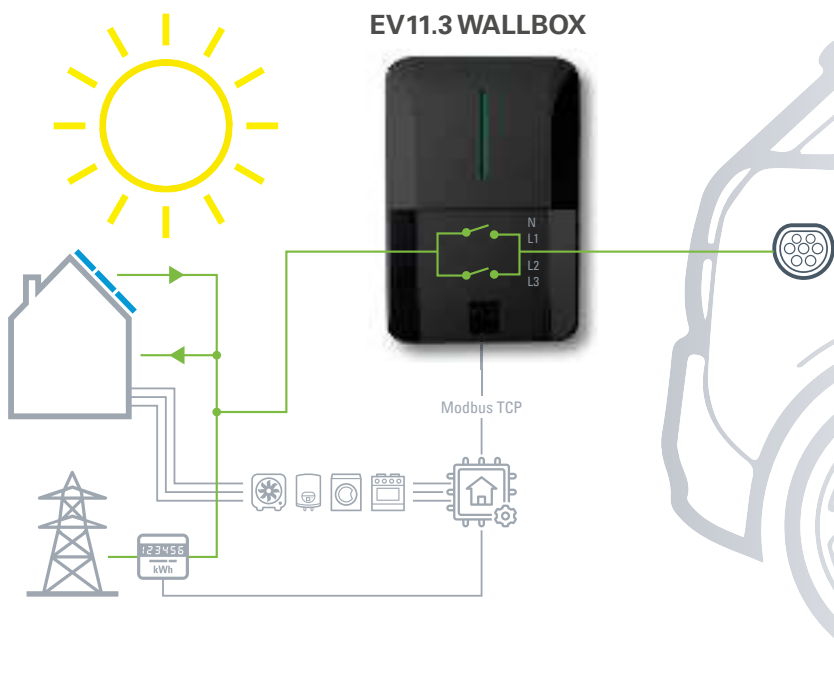
Cat.No. **37031110-ss**
37031111-ss with energy meter

- **weatherproof, robust housing** (IP54) suitable for outdoor use
- **up to 11kW charging power**
- **charging cable 5m**
- **phase switching via modbus TCP**
- **integrated DC fault current sensor**
- **external digital enable input**
- **internal temperature monitoring**
- **LED indicator**
- **energy meter MID compliant** (optional)



 Modbus TCP protocol	 Easy to use	 High safety	 Robust housing	 Charging cable Type 2
 External connectivity	 Temperature monitoring	 up to 11kW charging power	 DIP-switch	 Energy meter MID


You can find detailed, up-to-date information in the folder „PCE eMobility charging infrastructure“ and at: www.pcelectric.at



- 
- 
- 
- 
- 
- 
- 
- 
- 
- 
- 
- 
- 

Vario Connector – variable connector block

For use in distribution boxes and cabinets, applicable as connecting terminal and intermediate terminal.




Advantages:

- modular construction
- connection of various potentials
- variable fixing possibilities
- EN 60998-2-1
- connection 1,5mm² to 10mm²
- isolation voltage 450V
- ambient temperature: T85/-25°C
- IP20

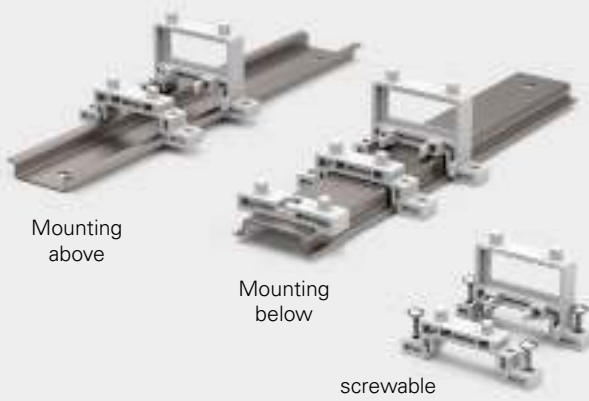
ÖVE

Vario Connector - example with basis 9:




Vario Connector – mounting possibilities

Receptors for DIN-rail 35mm



Length-wise assembly on DIN-rail 35mm



Cross-wise assembly on DIN-rail 35mm



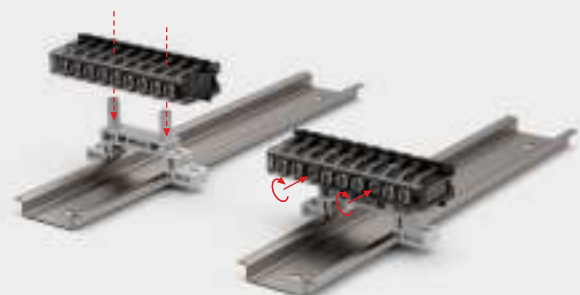
Cross-wise assembly - 2nd row raised



Horizontal mounting - plugged



Horizontal mounting - screwed



Vario Connector examples of application:

3x3 + 7pole



4x2 + 7pole



2x9 + 7pole



9pole



Vario Connector parts overview

Cover

packaging unit: 50



Terminal VC Cover 3.5
667235-50



Terminal VC Cover 5.5
667255-50



Terminal VC Basis 9
667109-50



Terminal VC Basis 19
667119-50

Bar Rail

packaging unit: 20



Terminal VC Bar Rail 2p
171402-20



Terminal VC Bar Rail 3p
171403-20



Terminal VC Bar Rail 6p
171406-20



Terminal VC Bar Rail 9p
171409-20

Holder

packaging unit: 50



Terminal VC Holder Snap 7
667307-50



Terminal VC Holder Snap 16
667316-50
(screw 3,0x10) for DIN-rail
fixing **201803-1000**



Terminal VC Holder Snap 34
667334-50



Terminal VC Holder Pin 7
667407-50



Terminal VC Holder Pin 16
667416-50
(screw 3,0x10) for DIN-rail
fixing **201803-1000**



Terminal VC Holder Pin 34
667434-50

Vario Connector complete

Complete terminal

packaging unit: 200



Terminal VC complete 1x3p
667109-1/3



Terminal VC complete 1x6p
667109-1/6



Terminal VC complete 1x9p
667109-1/9



Terminal VC complete 2x3p
667109-2/3



Terminal VC complete 3x2p
667109-3/2



Terminal VC complete 1x6p
667119-1/6



Terminal VC complete 2x6p
667119-2/6



Terminal VC complete 2x9p
667119-2/9



Terminal VC complete 3x3p
667119-3/3



Terminal VC complete 5x2p
667119-5/2



Terminal VC complete 5x3p
667119-5/3

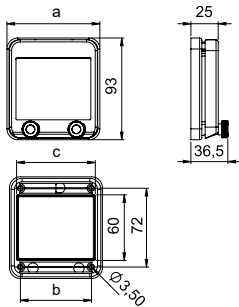


Hinged windows – fuse window IP66/67



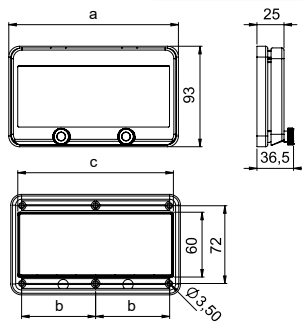
Technical characteristics:

- especially compact (robust) design, made of shock-resistant polycarbonate
- for **distributor's construction, O.E.M's, panel builders**, etc.
- sprung-loaded window with integrated knurled screws
- size of hinged window suitable for **2, 4, 5, 6, 8, 10, 13, 18 modules** (17,5mm each)
- mounting frame made of shock-resistant polycarbonate with integrated gasket for flange mounting
- all metal parts corrosion-resistant
- IP66/67 watertight



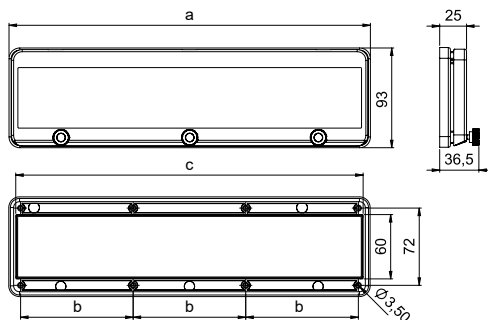
Hinged window 2 / 4 modules

	a [mm]	b [mm]	c [mm]	Weight [g]	pack.unit	Cat.No.
2 Modules	49	27	36	51	40	900602
4 Modules	85	65	72	80	20	900604



Hinged window 5 / 6 / 7 / 8 / 9 / 10 / 12 / 13 modules

	a [mm]	b [mm]	c [mm]	Weight [g]	pack.unit	Cat.No.
5 Modules	103	41,5	90	90	20	900605
6 Modules	121	50,5	108	102	15	900606
7 Modules	139	59,5	126	114	15	900607
8 Modules	157	68,5	144	126	15	900608
9 Modules	175	77,5	162	133	15	900609
10 Modules	193	86,5	180	145	15	900610
12 Modules	229	104,5	216	168	10	900612
13 Modules	247	113,5	234	180	10	900613



Hinged window 18 modules

	a [mm]	b [mm]	c [mm]	Weight [g]	pack.unit	Cat.No.
18 Modules	337	105	324	245	12	900618

Accessories for hinged windows IP66/67:

Locking- and lead-sealing device
(usable from 4 modules)
for padlock (40 mm)

Mounting clamp for DIN-rail
(for front cover mounting)
H=53 mm



ts9000g



19892

Hinged windows – fuse window IP54

Technical data:

- especially compact (robust) design, made of shock-resistant polycarbonate
- for **distributor's construction, O.E.M's panel builders**, etc.
- self-closing window
- size of hinged window suitable for **4, 6, 8, 9, 10, 11, 12, 13, 14, 18 modules** (17,5mm each)
- bearing by means of double hinges
- **angle of vee > 180°**
- mounting frame made of shock-resistant polycarbonate with integrated gasket for flange mounting
- all metal parts corrosion-resistant
- transport and installation protection of the window with peel back foil
- integrated free position for lead seal
- window holder included
- Protection degree IP54 in vertical position
- Protection degree IP44 in horizontal position

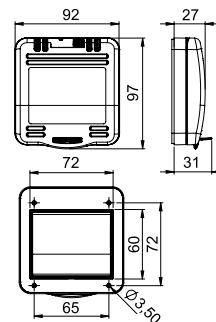


window handle **ti0207**



Hinged window 4 modules

	Weight [g]	pack.unit	Cat.No.
4 Modules	97	30	9006504



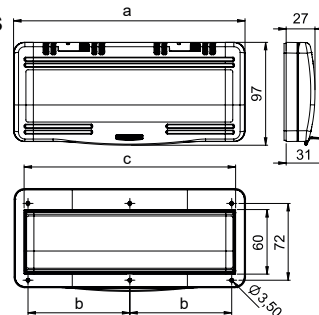
Delivery: incl. window holder (standard colour: black)
Also possible to order separately



ti0007s

Hinged window 6 / 7 / 8 / 9 / 10 / 11 / 12 modules

	a [mm]	b [mm]	c [mm]	Weight [g]	pack.unit	Cat.No.
6 Modules	128	51	108	127	20	9006506
7 Modules	139	59,5	126	146	15	9006507
8 Modules	164	69	144	155	15	9006508
9 Modules	182	78	162	166	15	9006509
10 Modules	200	87	180	181	10	9006510
11 Modules	218	96	198	198	10	9006511
12 Modules	236	105	216	207	10	9006512



Examples of use for window holder:



for fit-up aid



receptacle- padlock



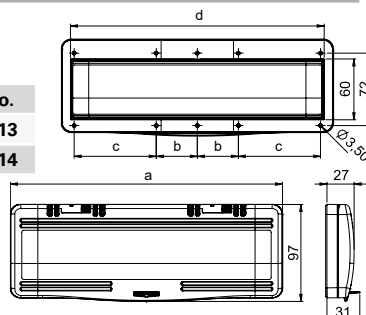
window holder for service works 90°



window holder for service works 180°

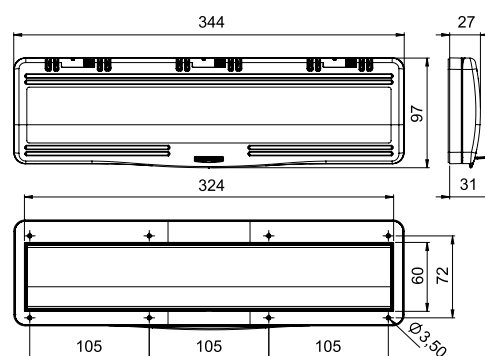
Hinged window 13 / 14 modules

	a [mm]	b [mm]	c [mm]	d [mm]	Weight [g]	pack.unit	Cat.No.
13 Modules	253	41	73	233	223	10	9006513
14 Modules	272	41	82	252	232	10	9006514



Hinged window 18 modules

	Weight [g]	pack.unit	Cat.No.
18 Modules	299	10	9006518








Information icons: i, smiley, power, PD, warning, microphone, smartphone, game controller, lightbulb, car, hash.





ENERGY PILLARS MADE OF METAL

		Page
	Energy pillars Series PILA	336
	MOSER Systemelektrik Garden- and gate intercom columns, office connection technology, industrial supply columns	340
	Stainless steel distributors Surface-mounted, flush-mounted	344
	Energy bollards Typ E III, Typ E VI	345
	Underground connection TerraMo, Series SE, Series SEK	346






PILA¹ Energy pillars

■ Energy pillars, made out of metal with integrated, closed distribution boxes and protection class II

■ Fields of application

- Industry and commerce
- Public places, parks, event locations
- Industrial buildings and halls
- Camping sites and marina
- and many more ...

■ Advantages

- Metal construction (stable, long lasting, robust)
- Simple mounting and installation
- **EPS** ENCLOSURE PROTECTION SYSTEM – electrical components are perfectly protected in a closed distribution box!
- Individual configuration (power, network, compressed air, water,...)
- Pillar ready wired and tested.
-  protection class II
- Ingress protection: IP54



Certified steel pillars acc. EN 61439-7. Low-voltage switchgear and controlgear assemblies for specific applications such as marinas, camping sites, market squares and electrical vehicles charging stations.



PILA¹ Energy pillars – steel sheet metal


■ Pillar: Steel sheet powder coated

- Steel sheet construction powder coated
- Front plate removable, anodized aluminium
- Individual configuration

Technical data pillar:

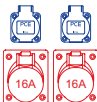
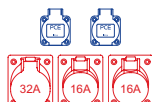
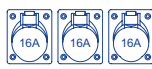

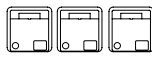
- Dimensions: (H x W x D) 750/1200 x 165 x 85 mm
- Stand: 250 x 150 mm
- Colour: Housing grey (RAL 7016 powder coated)
Top cover red (RAL 3000 powder coated)
Front plate: aluminium silver anodized

Technical data distribution box (integrated):

- Rubber distribution box
- Ready wired on main terminal
- Fuse window self closing
-  protection class II
- Ingress protection: IP54 (others in request)



Layout examples: (other combinations on request!)

Layout	CEE 400V 5p		CEE 230V 3p	SS 250V	Protection		Connection	InA RDF	Cat.No.
	32A	16A		16A	RCD	MCB			
		2		2	1 x RCD 40A/4/0.03A (TYP A 25AT)		1 x M25 (ø13-18mm) bottom	InA 16A RDF 0,7	9081001
	1	2		2	1 x RCD 63A/4/0.03A (TYP A 40AT)	1 x MCB 16A 3p-C 2 x MCB 16A 1p-C	1 x M32 (ø18-25mm) bottom	InA 32A RDF 0,5	9081002
			3		3 x RCBO 16A 1p+N 0,03A C		1 x M25 (ø13-18mm) bottom	InA 16A RDF 0,8	9081003
				3	3 x RCBO 6A 1p+N 30mA C TYPE A		e-Bike Dockingstation 3 x green sockets 1 x M25 (ø13-18mm) bottom	InA 16A RDF 0,8	9081330
		1		2			1 x M25 (ø13-18mm) bottom design socket, lockable	VS max.16A	9081802

InA= Rated current of switchgear and control gear assembly; RDF = Rated diversity factor; VS = backup fuse

PILA¹ Energy pillars


■ Pillar: Stainless steel or sheet metal powder coated

- Pillar made out of V2A stainless steel or steel sheet powder coated
- Individual heights possible

Technical data pillar:

- Dimensions: (H x W x D) 1200 x 248 x 107 mm
- Stand fixing center: 330 x 295 mm
- Other versions on request


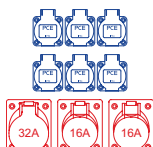
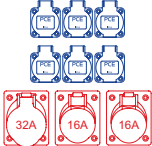
Technical data distribution box (integrated):

- Rubber distribution box
- Ready wired on main terminal
- Fuse window self closing
-  protection class II
- Ingress protection: IP54 (others in request)



Height: H= 1200mm

Layout examples: (other combinations on request!)

Layout	CEE 400V 5p		SS 250V	Protection		Connection	InA RDF	Cat.No.
	32A	16A	16A	RCD	MCB			
		2	3	1 x RCD 40A/4/0.03A (TYP A 40AT)	1 x MCB 16A 3p-C 3 x MCB 16A 1p-C	1 x M32 (ø18-25mm) bottom Column made out of steel sheet metal, powder coated (RAL 7016)	InA 25A RDF 0,7	9082002
	1	2	6	1 x RCD 63A/4/0.03A (TYP A 63AT)	1 x MCB 32A 3p-C 2 x MCB 16A 3p-C 6 x MCB 16A 1p-C	1 x M32 (ø18-25mm) bottom Column made out of steel sheet metal, powder coated (RAL 7016)	InA 50A RDF 0,5	9082001
	1	2	6	1 x RCD 63A/4/0.03A (TYP A 63AT)	1 x MCB 32A 3p-C 2 x MCB 16A 3p-C 6 x MCB 16A 1p-C	1 x M32 (ø18-25mm) bottom Column made out of stainless steel V2A	InA 50A RDF 0,5	9082003

InA= Rated current of switchgear and control gear assembly; RDF = Rated diversity factor; VS = backup fuse



MOSER SYSTEMELEKTRIK GMBH

Your partner for modern and sustainable connection technology in the range of indoor and outdoor

For more than 40 years MOSER Systemelektrik GmbH is one of the leading companies in the range of underground systems and connection columns. According to continuous redevelopments the product range has been extended and comprises nowadays a complete high quality program of connection technology from the workplace in the office to the industry.

From 1967 to 1975 MOSER Systemelektrik GmbH expanded its business field with electric installation and developed the first connection columns. In 1985 supply posts followed. This technique has been improved until 1988 so MOSER Systemelektrik GmbH could present, as the first company worldwide, its retractable connection technology, which is suitable for the urban use and also for applications in the aviation industry in an outstanding way.

From 2013 Moser Systemelektrik GmbH is a company of the PCE Group and organizationally attributed to the MERZ GMBH as a sub company.

MERZ GMBH offers a wide product range with high quality in the range of mobile power distribution (especially building site main cabinets), test technology, sheet metal technology and low voltage switch gears. (more information under: www.merz-elektro.de)

The holding company PC Electric GmbH with its headquarter in St. Martin (Austria) is specialized in the production of industrial plugs and sockets with earth contact and furthermore offers a complete product range of distribution boxes made out of solid rubber and synthetic material. (more information under www.pcelectric.at)





Garden- and gate intercom columns

Garden supply tower MS10

The garden supply tower for outside, comprising a closed aluminium profile with lid. A protective-conductor terminal with equipotential bonding is integrated for the electrical connection. The supply towers can be equipped with all common standard devices.

Technical data:

Dimension: 100 x 50 x 300/500/1150 mm, IP44

Material, colour: aluminium profile, silver anodized (RAL colours upon request)

Examples:	Cat.No.
MS10, 100x50x300, IP44, unequipped, incl. stand	50300027
MS10, 100x50x500, IP44, unequipped, incl. stand	50500045
MS10, 100x50x300, IP44, incl. 2 sockets and stand	50307056
MS10, 100x50x500, IP44, incl. 2 sockets and stand	50507021



Garden supply- and gate intercom tower MS18

Supply column for outside areas, comprising a closed rectangular profile and aluminium intermediate cover. The column is prepared at the factory for equipping on one side with all standard equipment programs.

Option: Light (LED lid for orientation, or regular surrounding light), water supply

Technical data:

Technical data: 180 x 100 x 500/800/1150/1400 mm, IP44

Material, colour: aluminium profile, silver anodized (RAL colours upon request)

Examples:	Cat.No.
MS18, 180x100x1400, IP44, unequipped, incl. stand	61407322
MS18, 180x100x1400, IP44, unequipped, incl. stand and LED lid	71407323



Garden supply tower MSR12

Supply column for outside areas, comprising a closed round profile of aluminium with a flat side for equipping, including round segment profile for covering the section of the tower that is not equipped, 2 plastic segment covers, aluminium intermediate cover, incl. equipotential bonding terminal with protection conductor. The column is prepared at the factory for equipping on one side with all standard equipment programs. (Frame width max. 85 mm)

Option: Light (LED lid for orientation, or regular surrounding light)

Technical data:

Technical data: Ø 120 x 500/800/1150 mm, IP44

Material, colour: aluminium profile, silver anodized (RAL colours upon request)

Examples:	Cat.No.
MSR12, Ø120x800, IP44, unequipped, incl. stand and LED lid	80800072



Garden supply- and gate intercom tower MSR20

Supply column for outside areas, comprising a closed round profile of aluminium with a flat side for equipping, including round segment profile for covering the section of the tower that is not equipped, 2 plastic segment covers. The grid plate is prepared to mount standard switches and sockets, as well as intercom systems.

Option: Light (LED lid for orientation, or regular surrounding light)

Technical data:

Technical data: Ø 200 x 500/800/1150/1400 mm, IP44

Material/colour: aluminium profile/silver anodized (or RAL colours upon request)

Examples:	Cat.No.
MSR20, Ø200x1400, IP44, unequipped, incl. stand	51400254
MSR20, Ø200x1400, IP44, unequipped, incl. stand and LED lid	61400255



Office connection technology



Floor- office columns MS10 / MSR12 / MS15 / MS240

MS10: Connection column for offices comprises a closed, anodised aluminium profile with cover and equipotential bonding with protective conductor terminal. The connection column for offices can be equipped on one side with all standard device ranges.

MSR12: Connection column for offices comprises a closed round aluminium profile with flat surface for equipping, including round segment profile for covering the non-equipped part of the column. The column can be equipped on one side with all standard device ranges.

MS15: Connection column for offices comprises a closed, anodised aluminium profile with cover and equipotential bonding with protective-conductor terminal. It can be equipped on one or both sides with all standard devices, including high and low voltage devices.

MS240: Connection column for offices for equipping with standard devices, instabus devices, selective back-up, distribution. The MS240 offers sufficient manoeuvring space for functional bending radii and strain relief for coaxial cables, optical waveguides, stranded conductors (twisted) and high voltage lines.

MS240 comprises a flush-flitted base plate, profiled side panels, screw-on cover, separating rail including a C-rail and a top hat rail for mounting terminals and strain relief, equipotential bonding terminal, 2 device plates.

Mounting possibilities: Directly on the floor with a base plate. MS10, MSR12 and MS15 can be mounted with an optional integrated flush floor socket to be removable and flexible.

Technical Data:

Dimensions:	1 MS10: 100 x 50 x 300/500 mm	IP-rating: IPX0
	2 MSR12: Ø120 x 300/500 mm	Material: aluminium
	3 MS15: 150 x 100 x 300/500 mm	Color: silver anodized
	4 MS240: 240 x 175 x 310/410/510 mm	(RAL colors upon request)



Office ceiling supply columns MSD10 / MSDR12

Ceiling connection column for offices for vertical connection technology, for supplying power from either the ceiling or the floor, comprising a closed aluminium profile prepared for equipping one side with all standard device ranges including high and low voltage devices.

The column is divided into 6 positions. Each position can be equipped with the required drilling unit. A separating rail can be provided for separating various electric circuits inside the column. (MSD10).

Technical data:

Dimension:	1 MS10: 100 x 50 x 2700 mm
	2 MSDR12: Ø120 x 2700 mm
IP-rating:	IPX0
Material:	aluminium
Color:	silver anodized (RAL colors upon request)

Individual equipment and heights on request!



Industrial supply columns

Industrial floor column MS18

MS18 connection column for industry for vertical connection technology comprising closed aluminium profile with cover and equipotential bonding with protective-conductor terminal. Prepared for distributor, circuit-breaker and built-in devices.

The MS18 connection column for industry can be mounted directly on the floor using the base plate. The mounting set comprising ground socket and base plate is suitable for mounting on screed flooring, on double floors or for connecting to underground systems. Either the square or round ground socket can be used. The MS18 industrial column is also deliverable with a modular connector. A base plate and a floor box are required for the fixation of this column variant.

Equipment:

One or two sides with all standard device ranges, including high and low voltage devices, industrial sockets and CEE-surface-mounted sockets, straight up to 5 x 32 A and on 3 sides (additional, e.g. compressed air)

Technical data:

Dimensions: 150 x 100 x 500/660/800/990 mm, IP44
 Material, color: aluminium profile, silver anodized

40800104

41000202



Example:	Cat.No.
MS18, window 10 units, 2x safety sockets protected with 2xMCB 16A 1p C, 1xCEE 16A 5p 400V protected with 1xMCB 16A 3p C, 1x compressed air connector, 180x100x800 mm, incl. stand	40800104
MS18, window 12 units, 2x safety sockets protected with 2xMCB 16A 1p C, 1xCEE 16A 5p 400V protected with 1xMCB 16A 3p C, 1xCEE 32A 5p 400V protected with 1xMCB 32A 3p C, 1x compressed air connector, 180x100x1000 mm, incl. stand	41000202

Industrial ceiling supply columns MSD15 / MSDI165+

MSD15: ceiling connection column for industry for vertical connection technology, for supplying power from either the ceiling or the floor, comprising closed aluminium profile prepared for equipping one 1, 2 or 4 sides with all standard device ranges including high and low voltage devices and emergency off-button or CEE surface-mounted sockets up to 63 A and distribution fuse board up to max. 6 partitions.

The column is divided into 6 positions for equipping purposes. Each position can be equipped with the required drilling unit. For columns that require equipping on 2 sides, please specify the required boreholes on the 2nd side separately. A separating rail is necessary for separating various electric circuits inside a column.

MSDI165+: MSDI165+ ceiling connection column for industry for vertical connection technology, for supplying energy from either the ceiling or the floor comprising:

- closed extruded aluminium profile, especially for the electrical connections.
- side flaps for e.g. compressed air, vacuum connections, suction lines, water and other media if technically possible.
- Column cover and base plate.

Possible equipment:

On 1, 2 and 4 sides with all standard device ranges including high and low voltage devices as well as an emergency-off button or CEE-surface-mounted sockets up to 63 A and distribution fuse board up to max. 8 partitions per distributor. Compressed air units, vacuum connections, suction lines, water and other media if technically possible.

Technical data:

Dimensions: **1** MSD15: 150 x 100 x 2700 mm
2 MSDI165+: 295 x 120 x 3000 mm
 IP-rating: IPX5
 Material: aluminium
 Colour: silver anodized



Individual equipment and heights on request!



Stainless steel wall distributors



symbolic picture

Surface-mounted distributor

- made of stainless, corrosion-resistant V2A stainless steel (1.4301)
- can also be used in closed state due to cable outlet
- lockable to protect against unauthorised current consumption and unintentional disconnection of cables
- feasible in many variations, fuses and assemblies
- cable entry possible from below and above
- IP-rating with closed door: IP44

Housing dimensions (WxHxD): 400x530x220 mm

Layout examples: (other combinations on request!)

Layout	CEE 400V 5p			SS 250V	Protection		Connection	VS	Cat.No.
	63A	32A	16A	16A	RCD	MCB			
			1	4	1 x RCD 40A/4/0.03A (TYP A 40AT)	1 x MCB 16A 3p C 4 x MCB 16A 1p C	cable cross-section 2,5-40mm ² WxHxD 400x530x220mm	max.40A	620000000



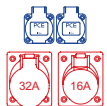
Flush-mounted distributor

- made of stainless, corrosion-resistant V2A stainless steel (1.4301)
- can also be used in closed state due to cable outlet
- lockable to protect against unauthorised current consumption and unintentional disconnection of cables
- IP-rating with closed door: IP44

Built-in dimensions (WxHxD): 360 x 520 x 210 mm

Housing dimensions (WxHxD): 420 x 580 x 212 mm

Layout examples: (other combinations on request!)

Layout	CEE 400V 5p			SS 250V	Protection		Connection	VS	Cat.No.
	63A	32A	16A	16A	RCD	MCB			
		1	1	2	1 x RCD 63A/4/0.03A (TYP A 63AT)	1 x MCB 32A 3p C 1 x MCB 16A 3p C 2 x MCB 16A 1p C	2 x top and 2x bottom with grommet for cable cross-section up to 36mm	max.63A	621010003



Floor adapter for embedding in concrete optionally available

Stainless steel energy bollards

Bollards are usually used as access restrictions for exposed locations. Our stainless steel bollards combine this function with an intelligent power supply.

- floor mounting with flange plate
- incl. socket outlet distributor
- door incl. profile half cylinder
- Equipped with water supply unit and pipe trace heating optionally possible

Technical data:

diameter: 330 mm or 450mm
 height: 650/850/1050/1280/1400 mm
 material: V2A stainless steel or V4A stainless steel
 IP-rating: IP44

**Individual equipment and heights on request!
 Individual coatings (RAL/DB) on request!**



Market place distributors

The Market-place distributors of corrosion-resistant steel are the solution for market and festival places in case a supply from the ground is not desired or not possible. By the precious stainless steel finish, the Market-place distributors optimally fit into the general view. Especially in modern designed market- and festival places it is useful to offer these supply units.

- integrated base with internal fixing points
- removable cover
- cable outlet for use in closed condition
- lockable door (equipped with bar lock)

Technical data:

dimensions: 465 x 1200 x 360 mm
 790 x 1610 x 360 mm
 1100 x 1610 x 480 mm
 material thickness: 1,5–4mm
 IP-rating: IP44

**Individual equipment and heights on request!
 Individual coatings (RAL/DB) on request!**



Underground connection

Underground connection with lid SEK20



Made of robust stainless steel for flush floor installation indoors or outdoors.

- hinged lid with chequer plate surface
- recessed lock prevents misuse by third parties
- unequipped or incl. CEE connector IP67/68 with approx. 2m flexible cable
- decentralised protection of the coupling via supply line
- load capacity of the lid 25t (acc. DIN EN 124 – C250)
- on-site drainage required

Housing dimensions (LxWxD): 200x200x400mm
Lid dimensions (LxW): 190x190mm



Underground connection with lid SEK30

Underfloor housing made of robust stainless steel with solid rubber distributor for flush floor installation indoors or outdoors.

- hinged lid with chequer plate surface
- recessed lock prevents misuse by third parties
- equipped with solid rubber distributor IP68 (mounted on the ground); distributor can optionally be encapsulated with casting resin after installation
- decentralised protection of the coupling via supply line
- load capacity of the lid 12,5t (acc. DIN EN 124 – B125)
- on-site drainage required

Housing dimensions (LxWxD): 480x380x420mm
Lid dimensions (LxW): 400x300mm



Retractable connection technology

Underground connection: TerraMo

Modern underground system for power supply in- and outdoors. The field of application ranges from shopping malls, offices, congress centers, fair grounds as well as market places, private homes and parking lots.

Technical data:

IP-rating:	IP 44
Total weight:	11 kg
Dimensions (HxWxD):	303x390x310 mm
Install. depth, extendible height:	303 mm, 136 mm
Load capacity of cover:	support weight of car
Heater:	20W switch cabinet heater
Lifting mechanism:	gas pressure spring
Drainage connection:	1 DN 40



Example:	Cat.No.
TerraMo, 2x safety socket 16A 250V	502010001
TerraMo, window 4 units, 1xCEE 16A 5p 400V, 2x safety socket, RCBO 16/0,03A 4p-C	502010005

Underground connection: series SE

Retractable, freely accessible for vehicles, electrical connections and distribution columns for open areas and halls for groundflush installation in compliance with VDE regulations, comprising:

Concrete pit with integrated drainage, cable feed-throughs and cable terminal boxes, corrosion-proof aluminium pit insert, supply tower with pit cover of cast aluminium suitable for paving, electrical device modules and hand crank.

Options: Water supply or other energy sources

Technical data: (general)

IP-rating:	IP 44 (IP67)
Protection degree:	Earth conductor, protection class 1
Rated power:	up to 130 kW
Load capacity of cover:	up to 40t

Please ask for detailed technical documentation!



Underground connection with lid: series SEK

The new Moser underground connection with hinged lid made out of stainless steel are the perfect supply possibility for areas in- and outdoors. Once the lid is closed, the unit is almost invisible and protected against vandalism. The integrated full rubber distribution box can be equipped individually. The flexible use of space and the invisible storage of power supply, even in small areas, fit perfectly in every townscape.

Options: Cable exit (lid can stay closed during operation)
Water supply or other energy sources

Technical data: (general)


IP-rating: (distribution box)	IP 54 (others on request)
Load capacity of lid:	selectable 1,5t, 12,5t and 40t







Please ask for detailed technical documentation and individual equipment!







LED WORK LIGHTS / CABLE REELS

		Page
	LED Handlights / Headlight	350
	LED Mobile work lights	353
	XREEL® Cable reels	356
	Cable retractor / CEE extensions	362



LED lights pro - Handlights / Headlight



Size comparison

LED Mini-worklight Penlight P450

Extremely bright worklight in compact mini format, **boost-function** (450 lm), magnet on the back and bottom, belt clip, sturdy aluminum housing

Switching functions	100%	30%	Boost
Luminous flux	300 lm	100 lm	450 lm
Light duration (approx.)	1,5 h	3 h	≈1 min.
Battery pack (integrated)	Li-Po 3,7V / 600mAh / 2,22 Wh		
Charging possibility	USB Type-C		
Protection class / protection	IPX3 / IK07		
Accessories incl.	cable USB Type-A → USB Type-C (≈80cm)		
Weight	43g		
Dimensions (WxHxD)	88 x 21 x 12 mm		



720450



LED Headlight S800

Powerful, with **sensor function** for touch-free switching on and off, 36° swivelling, non-slip headband (adjustable), additionally with red LED

Switching functions	LED spot	LED flood	LED red
2 steps (+ stepless)	100% / 40%	100% / 40%	100%
Luminous flux (single)	500 / 200 lm	500 / 200 lm	5 lm
Light duration (single)	3 h / 8 h	3 h / 8 h	30 h
Luminous flux (spot+flood)	800 lm		
Light duration (spot+flood)	2 h		
Battery pack (integrated)	Li-Ion 3,7V / 2000mAh / 7,4 Wh		
Charging possibility	USB Type-C		
Protection class / protection	IPX6 / IK07		
Accessories incl.	cable USB Type-A → USB Type-C (≈100cm)		
Weight	126g		
Dimensions (WxHxD)	82 x 43 x 45 mm		



720800



LED Floodlight A2800

Powerful worklight with **powerbank function**, 180° rotatable joint incl. magnet, fold-out hook (360° rotatable) rubberised rim, incl. charge control and remaining capacity display

Switching functions	100%	50%	25%
Luminous flux	2800 lm	1400 lm	700 lm
Light duration (approx.)	3 h	7 h	13 h
Battery pack (integrated)	Li-Ion 3,7V / 6600mAh / 24,42 Wh		
Charging possibility	USB Type-C		
Protection class / protection	IP64 / IK08		
Accessories incl.	cable USB Type-A → USB Type-C (≈100cm)		
Weight	685g		
Dimensions (WxHxD)	178 x 125 x 46 mm		



7202800

LED Handlight H500

Compact handlight with **powerbank function**, stand can be swivelled 180°, magnet on the bottom of the light, suspension hook, belt clip, dimmable, mains failure electronics (**emergency light function**)

Switching functions	main-LED 4W	top-LED 2W
Dimming wheel (stepless)	10% - 100%	-
Luminous flux	50 - 500 lm	180 lm
Light duration (approx.)	3,5 - 26 h	4 h
Battery pack (integrated)	Li-Po 3,7V / 1800mAh / 6,66 Wh	
Charging possibility	USB Type-C, docking station	
Protection class / protection	IP54 / IK07	
Accessories incl.	cable USB Type-A → USB Type-C (≈100cm)	
Weight	237g	
Dimensions (WxHxD)	131 x 65 x 40 mm	



720500

500
Lumen



Compatible with H1000 charging station (not included with H500)

LED Handlight H1000

Powerful flashlight incl. docking station, base can be swivelled 180° and rotated 360°, magnets on the bottom and back (2x), suspension hook, dimmable, mains failure electronics (**emergency light function**), incl. docking station with USB-connector

Switching functions	main-LED 10W	top-LED 2W
Dimming wheel (stepless)	10% - 100%	-
Luminous flux	60 - 1000 lm	180 lm
Light duration (approx.)	3,25 - 46 h	9,25 h
Battery pack (integrated)	Li-Ion 3,7V / 5000mAh / 18,5 Wh	
Charging possibility	USB Type-C, docking station	
Protection class / protection	IP54 / IK07	
Accessories incl.	cable USB Type-A → USB Type-C (≈100cm) docking station (for H500 and H1000)	
Weight	426g (lamp), 272g (docking station)	
Dimensions (WxHxD)	256 x 58 x 38 mm (lamp) 103 x 113 x 76 mm (docking station)	



7201000

1000
Lumen



inclusive docking station (also suitable for H500)



LED Hand lamps



LED light with rechargeable battery, 5x3W

Base with magnet 4x 50N
Handle can be swivelled 180°

Technical specifications:

Lamp: 5x3W 900 Lumen
 Battery: Battery Lithium-Ion 7,4VDC 4400mAh
 Light functions: 100% / 50% / blinking function
 Operating time: mode 100% approx. 5h, mode 50% approx. 10h
 Charger: 230VAC 50/60Hz IP20, Car 12/24VDC/8,4VDC
 optional 5-times charger 230VAC
 Capacity display: GREEN>65%, YELLOW 25-65%, RED 10-25%, RED blinking <10%
 Housing material: Plastic shockproof gummed, aluminium lamp head black
 Weight: approx. 850g incl. rechargeable battery
 IP rating: IP 65

450020

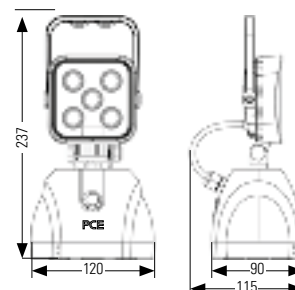
Inclusive accessories:



Charger
230 VAC, 50/60 Hz



Car charger
12-24V DC



Mobile work lights

PCE mini LED

Power/Voltage:	40W / 220-240V~ (50-60Hz)
Luminous flux:	5600 lm / luminous color 5000 Kelvin
Dimensions:	(BxHxT): 213 x 410 x 145mm
Cable:	5m H07RN-F 3G1,5 with safety plug
Housing / color:	2-component plastic/rubber (2K) / red-black
IP rating:	IP54

Incl. switch (ON/OFF) and additional **safety socket** (max. 3kW) with lid on the side.

4303020



PCE mini LED safety

incl. rechargeable battery for emergency light
(approx. 90 minutes)
Technical data in mains operation as 4303020,
in emergency lighting mode approx. 1200 lm.

4303025



PCE maxi LED

Power/Voltage:	108W / 220-240V~ (50-60Hz)
Luminous flux:	10600 lm / luminous color 5000 Kelvin
Dimensions:	(BxHxT): 378 x 505 x 165mm
Cable:	5m H07RN-F 3G1,5 with safety plug
Housing / color:	2-component plastic/rubber (2K) / red-black
IP rating:	IP54

Incl. 2 pcs. safety socket with lid (backside) and ON/OFF switch

4307520



PCE maxi LED safety

incl. rechargeable battery for emergency light
(approx. 60 minutes)
Technical data in mains operation as 4307520,
in emergency lighting mode approx. 2200 lm.

4307525



Other versions (e.g. protective extra-low-voltage,...) available on request!



Accessories for mobile work lights



KlickFix quick fastening system for PCE mini LED / standard LED / maxi LED

sturdy, fast fixation (swivelling)
simple, fast mounting

43030201



Turnable and swivelling wall-holder for PCE mini LED / standard LED / maxi LED

turnable and swivelling holder (2x 8mm drillings) for wall mounting
incl. KlickFix quick fastening system

4304011



Magnet holder + KlickFix for PCE mini LED / standard LED

Swivelling magnet holder with KlickFix quick fastening system

4304016



Magnet holder + KlickFix for PCE maxi LED

Swivelling magnet holder with KlickFix quick fastening system

4304015

Tripod adapter quadruple

for mounting of work lights
 (4 pcs. PCE mini LED / standard LED / maxi LED), adjustable gradient of lights (snap-fit) complete with KlickFix fastening system, incl. TV-centering pivo (Ø 28 mm) for tripod



Example of use:
 Tripod adapter quadruple with 4x PCE maxi LED, lightning current = 4 x 7270 Lumen

4304019



Elevating tripod (3-pcs.) 3,8m

incl. mounted TV-centering pivo Ø 28 mm (L=11,5cm, M10)
 full height approx. 3,8 m, max. load: 50kg
 Dimensions (folded): 260 x 185 x 1950 mm

1410000310



Stand tripod (3-pcs.)

Solid, simple tripod (3-pieces)
 Zinc coated metal with handle
 Height adjustable up to 2,75m

70015



Stand tripod (3-pcs.) with wheels

Identical to Cat.No. 70015 but incl. 3 rotatable, removable wheels (Ø50mm, one wheel with stop function)

70019





The better cable reel.



Top carrying comfort
ergonomic handle

Central panel
different versions available

Safety
thermal circuit breaker,
operating display
(optional)

Water drainage
openings in the drum

Stable crank
perfect handling



This newly developed cable reel in different versions fits perfectly into the current requirements of household and industry.

The series XREEL® offers a modern design in very high quality. Numerous functions and many new advantages leave no wishes left over.

XREEL® - The better cable reel.

- **Carrying rack and drum made of special plastics**
- **Ergonomically formed handle**
- **Parking positions for the plug on both sides**
- **Brake mechanism patented**
- **Different central discs and cables available**

Rugged cable reel
made of high quality plastic

Appealing design
modern geometry

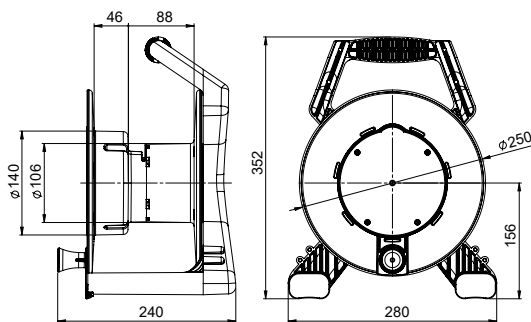
Brake system
centric placed in spindle

Plug parking spaces
for safe storage of the plug

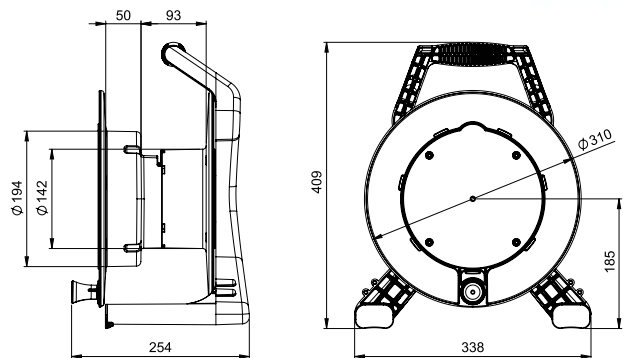
Reliable stand
due to wide supporting points



XREEL® 250



XREEL® 310



XREEL® 250



IP20

Cable reel made of special plastics Ø250mm

Stable carrying rack with ergonomic handle made of extremely durable plastic, central brake mechanism as well as 2 parking positions for the plug.

Equipment:

- 4 x safety sockets with shutter 16A 250V
- Thermal protection, power indicator light and safety plug (rubber) with dual earthing system

IP20

Cable type	Cable length	Cat.No.
H05RR-F 3G1,5 rubber sheathed cable Cable color black ■	25m	9250005-p
H05VV-F 3G1,5 PVC-sheathed cable Cable color black ■	25m	9250002-p



IP54

Equipment:

- 4 x safety sockets with shutter, sealing bulge and self closing hinged lid 16A 250V
- Thermal protection, power indicator light and safety plug (rubber) with dual earthing system

IP54

Cable length	H05RR-F rubber sheathed cable - cable color black ■	
	3G1,5	3G2,5
25m	9250006-p	-
25m	9250007-p*	-
33m	9250024-p	-
Cable length	H05VV-F PVC-sheathed cable - cable color black ■	
	3G1,5	3G2,5
25m	9250004-p	-
33m	9250023-p	-
Cable length	H07RN-F rubber sheathed cable - cable color black ■	
	3G1,5	3G2,5
25m	9250013-p	9250029-p
25m	-	9250025-p*
Cable length	N07V3V3-F PVE building site cable K35 - cable color yellow ■	
	3G1,5	3G2,5
25m	9250156-p	9250016-p

Cable type N07V3V3-F can only be used in Austria on building sites. (National regulations have to be observed!)



Empty cable reel made of special plastics Ø250mm

Stable carrying rack with ergonomic handle made of extremely durable plastic, central brake mechanism as well as 2 parking positions for the plug.

Empty reel with crank, cable entry and strain relief

Description	Cat.No.
Empty reel (without central panel), color: black	9250998-p
Blind cover (undrilled, unequipped), color: black	925001
Central panel 4xSSD 4x safety socket IP54 incl. thermal protection and operation display, ready wired on main terminal	925004
Central panel 3xSSD 3x safety socket IP54 individually replaceable, incl. thermal protection, ready wired on main terminal	925006

XREEL® 250

Cable reel made of special plastics Ø250mm

Stable carrying rack with ergonomic handle made of extremely durable plastic, central brake mechanism as well as 2 parking positions for the plug.

Equipment:

- 3 x safety sockets (individually replaceable), with sealing bulge and self-closing hinged lids 16A 250V
- Thermal circuit breaker, solid rubber plug (dual earthing system)



Cable length	H07RN-F rubber sheathed cable - Cable color black K2 ■	
	3G1,5	3G2,5
25m	9250012-p	9250034-p
25m	9250001-p*	-
33m	9250022-p	-

Cable length	H07BQ-F polyurethane cable - Cable color orange K2 ■	
	3G1,5	3G2,5
25m	9250010-p	9250018-p
30m	9250033-p	-
33m	9250026-p	-

Cable length	N07V3V3-F PVC building site cable K35 - Cable color yellow ■	
	3G1,5	3G2,5
20m	-	9250020-p
25m	9250121-p	9250021-p
33m	9250019-p	-

Cable type N07V3V3-F can only be used in Austria on building sites. (National regulations have to be observed!)

Equipment:

- 2 x CEE-sockets 16A 3p 4h 110V
- Thermal circuit breaker and CEE plug 16A 3p 4h 110V

IP54

Cable type	Cable length	Cat.No.
H07RN-F 3G2,5 rubber sheathed cable Cable color black	25m	9250008-p



Equipment:

- 3 x sockets 13A 250V british system IP54
- Thermal circuit breaker and plug 13A 2p+PE british system IP32

IP32

Cable type	Cable length	Cat.No.
H07RN-F 3G1,5 rubber sheathed cable Cable color black	25m	9250009-p



Equipment:

- 1 x CEE-socket 16A 3p 6h 230V
- 1 x safety socket with sealing bulge and self-closing hinged lid 16A 250V
- Thermal circuit breaker and CEE plug 16A 3p 6h 230V

IP54

Cable type	Cable length	Cat.No.
H07RN-F 3G2,5 rubber sheathed cable Cable color black K2	20m	9250035-p



XREEL® 310

Cable reel made of special plastics Ø310mm

Stable carrying rack with ergonomic handle made of extremely durable plastic, central brake mechanism as well as 2 parking positions for the plug. **IP54**



Equipment:

- 4 x safety sockets (individual replaceable), sealing bulge and self-closing hinged lids 16A 250V
- Thermal protection, power indicator light and safety plug (solid rubber) with dual earthing system



Cable length	H07RN-F rubber sheated cable - Cable color black ■	
	3G1,5	3G2,5
25m	9350150-p	9350142-p
30m	9350132-p	9350167-p
40m	9350015-p	9350202-p
50m	9350160-p	9350163-p



Cable length	H07BQ-F Polyurethane cable - Cable color orange ■	
	3G1,5	3G2,5
25m	9350145-p	9350159-p
30m	9350147-p	9350196-p
40m	9350146-p	9350162-p
50m	9350151-p	9350009-p



Cable length	N07V3V3-F PVC building site cable K35 - Cable color yellow ■	
	3G1,5	3G2,5
25m	9350156-p	9350154-p
30m	9350153-p	9350165-p
40m	9350164-p	9350157-p
50m	9350161-p	9350155-p

*Cable type N07V3V3-F can only be used in Austria on building sites.
(National regulations have to be observed!)*



Empty reel 310

with central panel, 4x safety sockets with hinged lids, thermal protection and power indicator light, ready wired on main terminal, color: black (without cable and plug)

8935097-p

Max. cable length [m] XREEL® 250 / 310

XREEL® 250 / 310	H05VV-F	H05RR-F	H07RN-F	N07V3V3-F	H07BQ-F
3G1,5	33 / 60	33 / 60	33 / 60	33 / 60	33 / 60
3G2,5	25 / 50	25 / 50	25 / 50	25 / 50	25 / 50
5G2,5	- / -	- / 33	- / 33	- / 33	- / 33

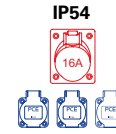
XREEL® 310

Cable reel made of special plastics Ø310mm

Stable carrying rack with ergonomic handle made of extremely durable plastic, central brake mechanism as well as 2 parking positions for the plug. **IP54**

Equipment:

- 1 x CEE socket 16A 5p 400V, 3x safety sockets (individually replaceable), sealing bulge and self-closing hinged lids 16A 250V
- Thermal protection 3p and CEE-plug 16A 5p 400V



Cable type		Cable length	Cat.No.
H07RN-F 5G2,5 rubber sheathed cable Cable color black	K2 ■	25m	9350235-p
		33m	9350042-p
H07BQ-F 5G2,5 polyurethane cable Cable color orange	K2 ■	25m	9350189-p
		30m	9350008-p
N07V3V3-F 5G2,5 PVC building site cable K35 Cable color yellow	■	25m	9350180-p
		30m	9350193-p

*Cable type N07V3V3-F can only be used in Austria on building sites.
(National regulations have to be observed!)*

Empty reel 310

with central panel, 1x CEE socket 16A 5p 400V, 3x safety sockets with hinged lids, thermal protection 3p, ready wired on main terminal, color: black

8935096-p

Equipment:

- 2 x CEE sockets 16A 5p 400V
- Thermal protection and CEE-plug 16A 5p 400V



Cable type		Cable length	Cat.No.
H07RN-F 5G2,5 rubber sheathed cable Cable color black	K2 ■	25m	9350245-p
		30m	9350022-p
N07V3V3-F 5G2,5 PVC building site cable K35 Cable color yellow	■	25m	9350290-p

*Cable type N07V3V3-F can only be used in Austria on building sites.
(National regulations have to be observed!)*

Bestückung:

- 4 x safety sockets 16A 250V **IP68 (watertight)**
- Thermal protection and safety plug 16A 250V **IP68**



Cable type		Cable length	Cat.No.
H07RN-F 3G2,5 rubber sheathed cable Cable color black	K2 ■	25m	9350017-p
		25m	9350005-p
H07BQ-F 3G2,5 polyurethane cable Cable color orange	K2 ■	50m	9350212-p
		25m	9350004-p
N07V3V3-F 3G2,5 PVC building site cable K35 Cable color yellow	■	25m	9350004-p

*Cable type N07V3V3-F can only be used in Austria on building sites.
(National regulations have to be observed!)*



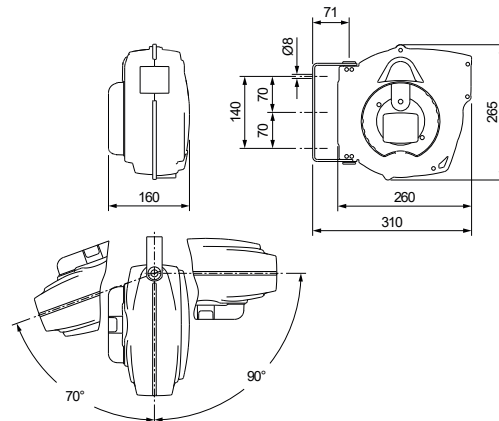
Cable rewriter / hose rewriter



Cable rewriter JUNIOR 230

housing made of unbreakable plastic, with overload protection and disconnectable blocking device, for wall and ceiling mounting, incl. safety plug and connector, TÜV-GS approved

cable length: 10m
 pull-out cable: H05VV-F 3G1,5
 rated voltage: 230V~
 power (wound up/unwound): 800W/2000W
 protection (housing): IP24
 weight: 3,8 kg



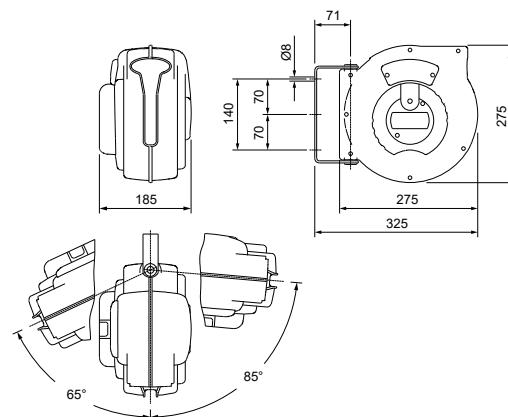
42170



Cable rewriter MASTER 230

housing made of unbreakable plastic, with overload protection and disconnectable blocking device, for wall and ceiling mounting, incl. safety plug and connector with lid IP44, TÜV-GS approved

cable length: 10m
 pull-out cable: H07RN-F 3G2,5
 rated voltage: 230V~
 power (wound up/unwound): 800W/2000W
 protection (housing): IP20
 weight: 4,0 kg



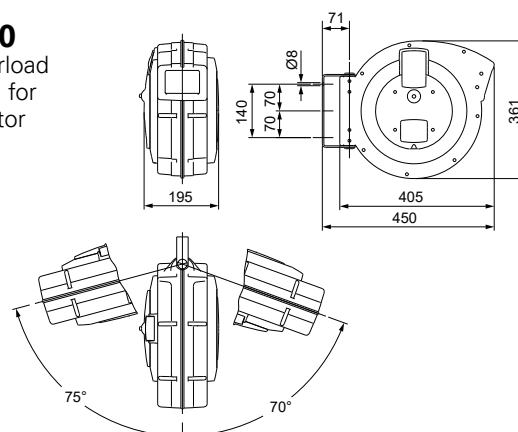
42174



Cable rewriter MAJOR PLUS 400

housing made of unbreakable plastic, with overload protection and disconnectable blocking device, for wall mounting, incl. CEE-plug and CEE-connector 16A 5p 400V; TÜV-GS approved

cable length: 15m
 pull-out cable: H07RN-F 5G2,5
 rated voltage: 400V~
 power (wound up/unwound): 2800W/5000W
 protection (housing): IP24
 weight: 5,6 kg




42285

CEE extension cables 16A / 32A

- Extension cable 25m with GRIP CEE plug and CEE connector (nickel-plated contacts)
- IP-rating **IP44/54**

Cable length	Cable type	Plug/Connector	Cat.No.
25m	H07RN-F rubber sheathed cable 5G2,5	16A 5p 400V	825525114v
25m	H07RN-F rubber sheathed cable 5G6	32A 5p 400V	825506214v

 ...available on stock!



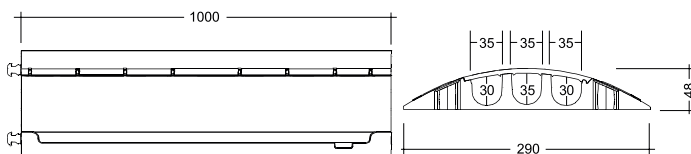
Cable protector bridge DEFENDER Mini

with anti slip surface and hinged lid. Lid available in yellow or black. Made of polyurethane, individual expandable

Tire weight: approx. 2 tons on a surface of 20x20cm.

Cable channels	Dimensions (LxWxH)	Weight	Cat.No.
3 pcs.	1000x290x48 mm	5 kg	85200
3 pcs.	1000x290x48 mm	5 kg	85200BLK

cover: yellow
cover: black



Index by product catalog number

Cat.No.	Page	Cat.No.	Page	Cat.No.	Page	Cat.No.	Page	Cat.No.	Page
000256	207	015-6TTx	229	0252-9	19	035-6.u	245	0521-gs	188
00200	203	015-6x	229	0252-9TT	19	035-6xs	229	0521-os	188
013-1	19	015-7	19	0253-4	21	035-7	23	0521-rs	188
013-10	19	015-9	19	0253-4TT	21	035-9	23	0521-sb	188
0132-1	19	015-9TT	19	0253-6	21	043-1	23	0521-sdg	188
0132-10	19	0172-4v	139	0253-6TT	21	043-10	23	0521-se	188
0132-4	19	0172-6v	139	0253-9	21	043-4	23	0521-shu	188
0132-4TT	19	0172-7v	139	0253-9TT	21	043-6	23	0521-so	188
0132-6	19	0172-9v	139	025-4	19	043-6.u	245	0521-sr	188
0132-6.u	245	017-4v	139	025-4TT	19	043-6xs	229	0521-ss	188
0132-6TT	19	017-6v	139	025-6	19	043-7	23	0521-sw	188
0132-7	19	017-7v	139	025-6TT	19	043-9	23	0521-us	188
0132-9	19	017-9v	139	025-6TTx	229	044-1	23	0522-as	188
0132-9TT	19	023-1	19	025-6x	229	044-10	23	0522-bs	188
013-4	19	023-10	19	025-7	19	044-4	23	0522-es	188
013-4TT	19	0232-1	19	025-9	19	044-6	23	0522-gs	188
013-6	19,156	0232-10	19	025-9TT	19	044-6.u	245	0522-os	188
013-6TT	19	0232-4	19	0272-4v	139	044-6xs	229	0522-rs	188
013-6TTx	229	0232-4TT	19	0272-6v	139	044-7	23	0522-sb	188
013-6x	229	0232-6	19	0272-7v	139	044-9	23	0522-sdg	188
013-7	19	0232-6.u	245	0272-9v	139	045-1	23	0522-se	188
013-9	19	0232-6TT	19	027-4v	139	045-10	23	0522-shu	188
013-9TT	19	0232-7	19	027-6v	139	045-4	23	0522-so	188
014-1	19	0232-9	19	027-7v	139	045-6	23	0522-sr	188
014-10	19	0232-9TT	19	027-9v	139	045-6.u	245	0522-ss	188,236
0142-1	19	023-4	19	0313-ss	202	045-6xs	229	0522-sw	188
0142-10	19	023-4TT	19	0323-ss	202	045-7	23	0522-us	188
0142-4	19	023-6	19	033-1	23	045-9	23	0526	283
0142-4TT	19	023-6TT	19	033-10	23	0511-as	188	0530	283
0142-6	19	023-6TTx	229	0331-1	23	0511-bs	188	0531-s	202
0142-6TT	19	023-6x	229	0331-10	23	0511-es	188	0532-s	202
0142-7	19	023-7	19	0331-4	23	0511-gs	188	05721-sr	194
0142-9	19	023-9	19	0331-6	23	0511-os	188	05721-ss	237
0142-9TT	19	023-9TT	19	0331-7	23	0511-rs	188	05811-s	202
014-4	19	024-1	19	0331-9	23	0511-sb	188	05812-s	202
014-4TT	19	024-10	19	033-4	23	0511-sdg	188	05821-s	202
014-6	19	0242-1	19	033-6	23	0511-se	188	05822-s	202
014-6TT	19	0242-10	19	033-6.u	245	0511-shu	188	05831-s	202
014-6TTx	229	0242-3v	148	033-6xs	229	0511-so	188	05832-s	202
014-6x	229	0242-4	19	033-7	23	0511-sr	188	0622v	127
014-7	19	0242-4TT	19	033-9	23	0511-ss	188	062v	127
014-9	19	0242-6	19	034-1	23	0511-sw	188	0632v	127
014-9TT	19	0242-6TT	19	034-10	23	0511-us	188	063v	127
015-1	19,152	0242-7	19	0341-1	23	0512-as	188	0722v	127
015-10	19	0242-9	19	0341-10	23	0512-bs	188	072v	127
0152-1	19,152	0242-9TT	19	0341-4	23	0512-es	188	0732v	127
0152-10	19	024-4	19	0341-6	23	0512-gs	188	073v	127
0152-4	19	024-4TT	19	0341-7	23	0512-os	188	082-10v	127
0152-4TT	19	024-6	19	0341-9	23	0512-rs	188	082-11v	127
0152-6	19	024-6TT	19	034-4	23	0512-sb	188	082-12v	127
0152-6.u	245	024-6TTx	229	034-6	23	0512-sdg	188	0822-10v	127
0152-6TT	19	024-6x	229	034-6.u	245	0512-se	188	0822-11v	127
0152-7	19	024-7	19	034-6xs	229	0512-shu	188	0822-12v	127
0152-9	19	024-9	19	034-7	23	0512-so	188	0822-2v	127
0152-9TT	19	024-9TT	19	034-9	23	0512-sr	188	0822-3v	127
0153-4	21	025-1	19,152	035-1	23,153	0512-ss	188	08224	203
0153-4TT	21	025-10	19	035-10	23	0512-sw	188	0822-4v	127
0153-6	21	0252-1	19,152	0351-1	23	0512-us	188	082-2v	127
0153-6TT	21	0252-10	19	0351-10	23	05148	203	082-3v	127
0153-9	21	0252-4	19	0351-4	23	05164	203	082-4v	127
0153-9TT	21	0252-4TT	19	0351-6	23	05177	203	08253	203
015-4	19	0252-6	19	0351-7	23	05180	203	08266	203
015-4TT	19	0252-6.u	245	0351-9	23	0521-as	188	08279	203
015-6	19	0252-6TT	19	035-4	23	0521-bs	188	08282	203
015-6TT	19	0252-7	19	035-6	23	0521-es	188	08295	203

Index by product catalog number

Cat.No.	Page	Cat.No.	Page	Cat.No.	Page	Cat.No.	Page	Cat.No.	Page
08309	203	1040-0bs	173,284	113-7	61	1232-9	61	12k452-4/8	179
083-11v	127	1040-0bsc	173	113-7k	61	123-4	61	12k452-8/13	179,260
08312	203	1040-0s	235	113-9	61	123-4k	61	12om-0e	178
083-12v	127	1040-0sc	235	113-9k	61	123-4TT	61	1313-0bc	175
0832-11v	127	104-0b	173,284	113-9TT	61	123-6	61	1323-0bc	175
0832-12v	127	104-0bc	173	114-1	61	123-6k	61	1325-0r	175
0832-2v	127	104-0bs	173,284	114-10	61	123-6TT	61	133-1	65
0832-3v	127	104-0bsc	173	114-10k	61	123-7	61	133-10	65
0832-4v	127	104-7b	173	114-1k	61	123-7k	61	133-4	65
08325	203	104-7bc	173	1142-1	61	123-9	61	133-6	65
083-2v	127	104-7bs	173	1142-10	61	123-9k	61	133-7	65
08338	203	104-7bsc	173	1142-4	61	123-9TT	61	1337-1	65
083-3v	127	10484-0ws	173	1142-6	61	124-1	61	1337-10	65
083-4v	127	104-8b	173	1142-7	61	124-10	61	1337-4	65
086317	178,284	104-8bc	173	1142-9	61	124-10k	61	1337-6	65
090PV001	287	104-8bs	173	114-4	61	124-1k	61	1337-7	65
090PV004	286	104-8bsc	173	114-4k	61	1242-1	61	1337-9	65
090PV005	286	1050-0b	169,284	114-4TT	61	1242-10	61	133-9	65
090PV006	287	1050-0bc	169	114-6	61	1242-3v	148	134-1	65
090PV009	286	1050-0bs	169,284	114-6k	61	1242-4	61	134-10	65
090PV010	286	1050-0bsc	169	114-6TT	61	1242-6	61	134-4	65
090PV027	286	1050-0bsw	171	114-7	61	1242-7	61	134-6	65
090PV028	286	1050-0bw	171	114-7k	61	1242-9	61	134-7	65
090PV029	287	1050-0ss	235	114-9	61	124-4	61	1347-1	65
090PV030	286	1050-0ssw	235	114-9k	61	124-4k	61	1347-10	65
090PV031	286	105-0b	169,284	114-9TT	61	124-4TT	61	1347-4	65
090PV032	287	105-0bc	169	115-1	61	124-6	61	1347-6	65
090PV033	287	105-0bs	169,284	115-10	61	124-6k	61	1347-7	65
090PV034	286	105-0bsc	169	115-10k	61	124-6TT	61	1347-9	65
090PV039	287	105-0bsw	171	115-1k	61	124-7	61	134-9	65
090PV040	287	105-0bw	171	1152-1	61	124-7k	61	135-1	65
092-10v	127	105-7b	169	1152-10	61	124-9	61	135-10	65
092-11v	127	105-7bc	169	1152-4	61	124-9k	61	135-4	65
092-12v	127	105-7bs	169	1152-6	61	124-9TT	61	135-6	65
0922-10v	127	105-7bsc	169	1152-7	61	125-1	61	135-7	65
0922-11v	127	105-7bw	171	1152-9	61	125-10	61	1357-1	65
0922-12v	127	10584-0wsc	169	115-4	61	125-10k	61	1357-10	65
0922-2v	127	105-8b	169	115-4k	61	125-1k	61	1357-4	65
0922-3v	127	105-8bc	169	115-4TT	61	1252-1	61	1357-6	65
0922-4v	127	105-8bs	169	115-6	61	1252-10	61	1357-7	65
092-2v	127	105-8bsc	169	115-6k	61	1252-4	61	1357-9	65
092-3v	127	105-8bw	171	115-6TT	61	1252-6	61	135-9	65
092-4v	127	106-0	177	115-7	61	1252-7	61	1410000310	355
093-11v	127	106-0g	177	115-7k	61	1252-9	61	143-1	65
093-12v	127	108-0b	173	115-9	61	125-4	61	143-10	65
0932-11v	127	108-0bc	173	115-9k	61	125-4k	61	143-4	65
0932-12v	127	109-0b	169	115-9TT	61	125-4TT	61	143-6	65
0932-2v	127	109-0bc	169	1172-4v	145	125-6	61	143-7	65
0932-3v	127	109-0bw	171	1172-6v	145	125-6k	61	143-9	65
0932-4v	127	113-1	61	1172-7v	145	125-6TT	61	144-1	65
093-2v	127	113-10	61	1172-9v	145	125-7	61	144-10	65
093-3v	127	113-10k	61	117-4v	145	125-7k	61	144-4	65
093-4v	127	113-1k	61	117-6v	145	125-9	61	144-6	65
093617	178,284	1132-1	61	117-7v	145	125-9k	61	144-7	65
1020-0s	175,235	1132-10	61	117-9v	145	125-9TT	61	144-9	65
1020-5s	175,235	1132-4	61	11om-0e	178,284	1272-4v	145	145-1	65
1023011	225	1132-6	61	123-1	61	1272-6v	145	145-10	65
1023012	225	1132-7	61	123-10	61	1272-7v	145	145-4	65
1023031	225	1132-9	61	123-10k	61	1272-9v	145	145-6	65
1030-0b	175	113-4	61	123-1k	61	127-4v	145	145-7	65
1030-0s	175	113-4k	61	1232-1	61	127-6v	145	145-9	65
1036-0s	177	113-4TT	61	1232-10	61	127-7v	145	15191004	285
1037-0s	177	113-6	61	1232-4	61	127-9v	145	15191008	285
1040-0b	173,284	113-6k	61	1232-6	61	12k452-0e	178	15191012	285
1040-0bc	173	113-6TT	61	1232-7	61	12k452-1/4	179,272,275	15191024	285



Index by product catalog number

Cat.No.	Page	Cat.No.	Page	Cat.No.	Page	Cat.No.	Page	Cat.No.	Page
15191036	285	193-2v	129	2132-7	51	217-7v	143	225-6TT	51
15270159	178	193-3v	129	2132-9	51	217-9v	143	225-6TTx	231
158500	283	193-4v	129	2132-9TT	51	223-1	51	225-6x	231
158502	283	19892	332	213-4	51	223-10	51	225-7	51
158503	283	20051-b	183	213-4TT	51	2232-1	51	225-9	51
15850600	282	20051-u	183,251	213-6	51,156	2232-10	51	225-9TT	51
15850603	282	201620	213	213-6TT	51	2232-4	51	2272-4v	143
15851000	282	20163	57	213-6TTx	231	2232-4TT	51	2272-6v	143
15851004	282	20164	57	213-6x	231	2232-6	51	2272-7v	143
15851600	282	20165	57	213-7	51	2232-6.u	245	2272-9v	143
15851606	282	20168.u	185,251	213-9	51	2232-6TT	51	227-4v	143
158550	283	20168g	185	213-9TT	51	2232-7	51	227-6v	143
1622v	129	201803-1000	330	214-1	51	2232-9	51	227-7v	143
162v	129	20241-b	183	214-10	51	2232-9TT	51	227-9v	143
1632v	129	20241-bc	183	2142-1	51	223-4	51	23201509141	283
163v	129	20241-u	183,251	2142-10	51	223-4TT	51	23201515120	57
171402-20	330	20241-uc	183,251	2142-4	51	223-6	51	23251511181	283
171403-20	330	20251-b	183	2142-4TT	51	223-6TT	51	23251515140	57
171406-20	330	20251-bc	183	2142-6	51	223-6TTx	231	233-1	55
171409-20	330	20251-u	183,251	2142-6TT	51	223-6x	231	233-10	55
1722v	129	20251-uc	183,251	2142-7	51	223-7	51	2331-1	55
172v	129	203234	57	2142-9	51	223-9	51	2331-10	55
1732v	129	20325	57	2142-9TT	51	223-9TT	51	2331-4	55
173v	129	20341-8b	183	214-4	51	224-1	51	2331-6	55
182-10v	129	20341-8bc	183	214-4TT	51	224-10	51	2331-7	55
182-11v	129	20341-8u	183,251	214-6	51	2242-1	51	2331-9	55
182-12v	129	20341-8uc	183,251	214-6TT	51	2242-10	51	23321511211	283
1822-10v	129	20341-9b	183	214-6TTx	231	2242-3v	148	23321515200	57
1822-11v	129	20341-9bc	183	214-6x	231	2242-4	51	233-4	55
1822-12v	129	20341-9u	183,251	214-7	51	2242-4TT	51	233-6	55
1822-2v	129	20341-9uc	183,251	214-9	51	2242-6	51	233-6.u	245
1822-3v	129	20342-8b	185	214-9TT	51	2242-6TT	51	233-6xs	231
1822-4v	129	20342-8bc	185	215-1	51,152	2242-7	51	233-7	55
182-2v	129	20342-8u	185,251	215-10	51	2242-9	51	233-9	55
182-3v	129	20342-8uc	185,251	2152-1	51,152	2242-9TT	51	23401513321	283
182-4v	129	20351-8b	183	2152-10	51	224-4	51	23401518260	57
183-11v	129	20351-8bc	183	2152-4	51	224-4TT	51	234-1	55
183-12v	129	20351-8u	183,251	2152-4TT	51	224-6	51	234-10	55
1832-11v	129	20351-8uc	183,251	2152-6	51	224-6TT	51	2341-1	55
1832-12v	129	20351-9b	183	2152-6.u	245	224-6TTx	231	2341-10	55
1832-2v	129	20351-9bc	183	2152-6TT	51	224-6x	231	2341-4	55
1832-3v	129	20351-9u	183,251	2152-7	51	224-7	51	2341-6	55
1832-4v	129	20351-9uc	183,251	2152-9	51	224-9	51	2341-7	55
183-2v	129	20352-8b	185	2152-9TT	51	224-9TT	51	2341-9	55
183-3v	129	20352-8bc	185	2153-4	53	225-1	51,152	234-4	55
183-4v	129	20352-8u	185,251	2153-4TT	53	225-10	51	234-6	55
192-10v	129	20352-8uc	185,251	2153-6	53	2252-1	51,152	234-6.u	245
192-11v	129	210316	213	2153-6TT	53	2252-10	51	234-6xs	231
192-12v	129	210317	213	2153-9	53	2252-4	51	234-7	55
1922-10v	129	210318	213	2153-9TT	53	2252-4TT	51	234-9	55
1922-11v	129	210319	213	215-4	51	2252-6	51	23501518310	57
1922-12v	129	210336	213	215-4TT	51	2252-6.u	245	235-1	55,153
1922-2v	129	210337	213	215-6	51	2252-6TT	51	235-10	55
1922-3v	129	210338	213	215-6TT	51	2252-7	51	2351-1	55
1922-4v	129	210339	213	215-6TTx	231	2252-9	51	2351-10	55
192-2v	129	2119100	283	215-6x	231	2252-9TT	51	2351-4	55
192-3v	129	213-1	51	215-7	51	2253-4	53	2351-6	55
192-4v	129	213-10	51	215-9	51	2253-4TT	53	2351-7	55
193-11v	129	2132-1	51	215-9TT	51	2253-6	53	2351-9	55
193-12v	129	2132-10	51	2172-4v	143	2253-6TT	53	235-4	55
1932-11v	129	2132-4	51	2172-6v	143	2253-9	53	235-6	55
1932-12v	129	2132-4TT	51	2172-7v	143	2253-9TT	53	235-6.u	245
1932-2v	129	2132-6	51	2172-9v	143	225-4	51	235-6xs	231
1932-3v	129	2132-6.u	245	217-4v	143	225-4TT	51	235-7	55
1932-4v	129	2132-6TT	51	217-6v	143	225-6	51	235-9	55

Index by product catalog number

Cat.No.	Page	Cat.No.	Page	Cat.No.	Page	Cat.No.	Page	Cat.No.	Page
23631518350	57	2412-escw	191	24711-ssc	237	2511-sr	190	2521-so	190
2410-as	189	2412-esw	191	24712-sr	195	2511-src	190	2521-sr	190
2410-asc	189	2412-gscw	191	24712-src	195	2511-ss	190	2521-ss	190,236
2410-bs	189	2412-gsw	191	24712-ss	237	2511-ssc	190	2521-sw	190
2410-bsc	189	2412-oscw	191	24712-ssc	237	2511-sw	190	2521-us	190
2410-es	189	2412-osw	191	24731-sr	195	2511-swc	190	2522-as	191
2410-esc	189	2412-rscw	191	24731-src	195	2511-us	190	2522-bs	191
2410-gs	189	2412-rsw	191	24731-ss	237	2511-usc	190	2522-es	191
2410-gsc	189	2412-sbcw	191	24731-ssc	237	2512-as	191	2522-gs	191
2410-os	189	2412-sbw	191	24732-sr	195	2512-asc	191	2522-os	191
2410-osc	189	2412-sdgcw	191	24732-src	195	2512-bs	191	2522-rs	191
2410-rs	189	2412-sdgw	191	24732-ss	237	2512-bsc	191	2522-sb	191
2410-rsc	189	2412-secw	191	24732-ssc	237	2512-es	191	2522-sdg	191
2410-sb	189	2412-sew	191	2510-as	189	2512-esc	191	2522-se	191
2410-sbc	189	2412-shucw	191	2510-asc	189	2512-gs	191	2522-shu	191
2410-sdg	189	2412-shuw	191	2510-bs	189	2512-gsc	191	2522-so	191
2410-sdgc	189	2412-socw	191	2510-bsc	189	2512-os	191	2522-sr	191
2410-se	189	2412-sow	191	2510-es	189	2512-osc	191	2522-ss	191,236
2410-sec	189	2412-srcw	191	2510-esc	189	2512-rs	191	2522-sw	191
2410-shu	189	2412-srw	191	2510-gs	189	2512-rsc	191	2522-us	191
2410-shuc	189	2412-sscw	191	2510-gsc	189	2512-sb	191	253711-sr	200
2410-so	189	2412-ssw	191	2510-os	189	2512-sbc	191	253711-sr5	200
2410-soc	189	2412-swcw	191	2510-osc	189	2512-sdg	191	253711-src	200
2410-sr	189	2412-sww	191	2510-rs	189	2512-sdgc	191	253711-src5	200
2410-src	189	2412-uscw	191	2510-rsc	189	2512-se	191	253712-sr	200
2410-ss	189	2412-usw	191	2510-sb	189	2512-sec	191	253712-sr5	200
2410-ssc	189	24212-r	203	2510-sbc	189	2512-shu	191	253712-src	200
2410-sw	189	24212-rc	203	2510-sdg	189	2512-shuc	191	253712-src5	200
2410-swc	189	243-1	55	2510-sdgc	189	2512-so	191	253721-sr	200
2410-us	189	243-10	55	2510-se	189	2512-soc	191	253721-sr5	200
2410-usc	189	243-4	55	2510-sec	189	2512-sr	191	253722-sr	200
2411-as	190	243-6	55	2510-shu	189	2512-src	191	253722-sr5	200
2411-asc	190	243-6.u	245	2510-shuc	189	2512-ss	191	253811-sr	201
2411-bs	190	243-6xs	231	2510-so	189	2512-ssc	191	253811-sr5	201
2411-bsc	190	243-7	55	2510-soc	189	2512-sw	191	253811-src	201
2411-es	190	243711-sr	200	2510-sr	189	2512-swc	191	253811-src5	201
2411-esc	190	243711-sr5	200	2510-src	189	2512-us	191	253812-sr	201
2411-gs	190	243711-src	200	2510-ss	189	2512-usc	191	253812-sr5	201
2411-gsc	190	243711-src5	200	2510-ssc	189	2520-as	189	253812-src	201
2411-os	190	243711-ss	236	2510-sw	189	2520-bs	189	253812-src5	201
2411-osc	190	243711-ssc	236	2510-swc	189	2520-es	189	253821-sr	201
2411-rs	190	243712-sr	200	2510-us	189	2520-gs	189	253821-sr5	201
2411-rsc	190	243712-sr5	200	2510-usc	189	2520-os	189	253822-sr	201
2411-sb	190	243712-src	200	2511-as	190	2520-rs	189	253822-sr5	201
2411-sbc	190	243712-src5	200	2511-asc	190	2520-sb	189	253822-ss	237
2411-sdg	190	243-9	55	2511-bs	190	2520-sdg	189	253831-sr	201
2411-sdgc	190	244-1	55	2511-bsc	190	2520-se	189	253831-src	201
2411-se	190	244-10	55	2511-es	190	2520-shu	189	253832-sr	201
2411-sec	190	244-4	55	2511-esc	190	2520-so	189	253832-src	201
2411-shu	190	244-6	55	2511-gs	190	2520-sr	189	253841-sr	201
2411-shuc	190	244-6.u	245	2511-gsc	190	2520-ss	189	253842-sr	201
2411-so	190	244-6xs	231	2511-os	190	2520-sw	189	253842-ss	237
2411-soc	190	244-7	55	2511-osc	190	2520-us	189	2563-1	201
2411-sr	190	244-9	55	2511-rs	190	25212-r	203	25710-sr	194
2411-src	190	245-1	55	2511-rsc	190	25212-rc	203	25710-src	194
2411-ss	190	245-10	55	2511-sb	190	2521-as	190	25711-sr	195
2411-ssc	190	245-4	55	2511-sbc	190	2521-bs	190	25711-src	195
2411-sw	190	245-6	55	2511-sdg	190	2521-es	190	25711-ss	237
2411-swc	190	245-6.u	245	2511-sdgc	190	2521-gs	190	25711-ssc	237
2411-us	190	245-6xs	231	2511-se	190	2521-os	190	25712-sr	195
2411-usc	190	245-7	55	2511-sec	190	2521-rs	190	25712-src	195
2412-ascw	191	245-9	55	2511-shu	190	2521-sb	190	25712-ss	237
2412-asw	191	24711-sr	195	2511-shuc	190	2521-sdg	190	25712-ssc	237
2412-bscw	191	24711-src	195	2511-so	190	2521-se	190	25730-sr	194
2412-bsw	191	24711-ss	237	2511-soc	190	2521-shu	190	25730-src	194



Index by product catalog number

Cat.No.	Page	Cat.No.	Page	Cat.No.	Page	Cat.No.	Page	Cat.No.	Page
25731-sr	195	293-2v	127	313-4TTf7	75	314-9TTf7	75	3232-6.u	249
25731-src	195	293-3v	127	313-6	77	315-1	77	3232-6TT	75
25731-ss	237	293-4v	127	313-6f0	79	315-10	77	3232-7	75
25731-ssc	237	313-1	77	313-6f5	79	315-10f7	75	3232-9	75
25732-sr	195	313-10	77	313-6f6	79	315-1f7	75	3232-9TT	75
25732-src	195	313-10f0	79	313-6f7	75	3152-1	75	323-4	77
25732-ss	237	313-10f5	79	313-6f9	79	3152-10	75	323-4f7	75
25732-ssc	237	313-10f6	79	313-6TT	77	3152-10f70	77	323-4TT	77
262015009	283	313-10f7	75	313-6TTf7	75	3152-1f70	77	323-4TTf7	75
2622v	127	313-10f9	79	313-6TTx	231	3152-4	75	323-6	77
262515009	283	313-1f0	79	313-6x	231	3152-4f70	77	323-6f7	75
262v	127	313-1f5	79	313-7	77	3152-4TT	75	323-6TT	77
263215009	283	313-1f6	79	313-7f0	79	3152-4TTf70	77	323-6TTf7	75
2632v	127	313-1f7	75	313-7f5	79	3152-6	75	323-6TTx	231
263v	127	313-1f9	79	313-7f6	79	3152-6.u	249	323-6x	231
264015009	57,283	3132-1	75	313-7f7	75	3152-6f70	77	323-7	77
265015009	57	3132-10	75	313-7f9	79	3152-6TT	75	323-7f7	75
2722v	127	3132-10f0	79	313-9	77	3152-6TTf70	77	323-9	77
2725151010	283	3132-10f5	79	313-9f0	79	3152-7	75	323-9f7	75
272v	127	3132-10f6	79	313-9f5	79	3152-7f70	77	323-9TT	77
273215101	283	3132-10f70	77	313-9f6	79	3152-9	75	323-9TTf7	75
2732v	127	3132-10f9	79	313-9f7	75	3152-9f70	77	324-1	77
273v	127	3132-1f0	79	313-9f9	79	3152-9TT	75	324-10	77
274015101	283	3132-1f5	79	313-9TT	77	3152-9TTf70	77	324-10f7	75
282-10v	127	3132-1f6	79	313-9TTf7	75	315-4	77	324-1f7	75
282-11v	127	3132-1f70	77	314-1	77	315-4f7	75	3242-1	75
282-12v	127	3132-1f9	79	314-10	77	315-4TT	77	3242-10	75
2822-10v	127	3132-4	75	314-10f0	79	315-4TTf7	75	3242-3v	148
2822-11v	127	3132-4f0	79	314-10f6	79	315-6	77	3242-4	75
2822-12v	127	3132-4f5	79	314-10f7	75	315-6f7	75	3242-4TT	75
2822-2v	127	3132-4f6	79	314-1f0	79	315-6TT	77	3242-6	75
2822-3v	127	3132-4f70	77	314-1f6	79	315-6TTf7	75	3242-6TT	75
2822-4v	127	3132-4f9	79	314-1f7	75	315-6TTx	231	3242-7	75
282-2v	127	3132-4TT	75	3142-1	75	315-6x	231	3242-9	75
282-3v	127	3132-4TTf70	77	3142-10	75	315-7	77	3242-9TT	75
282-4v	127	3132-6	75	3142-4	75	315-7f7	75	324-4	77
283-11v	127	3132-6.u	249	3142-4TT	75	315-9	77	324-4f7	75
283-12v	127	3132-6f0	79	3142-6	75	315-9f7	75	324-4TT	77
2832-11v	127	3132-6f5	79	3142-6TT	75	315-9TT	77	324-4TTf7	75
2832-12v	127	3132-6f6	79	3142-7	75	315-9TTf7	75	324-6	77
2832-2v	127	3132-6f70	77	3142-9	75	3172-4f70v	145	324-6f7	75
2832-3v	127	3132-6f9	79	3142-9TT	75	3172-4v	145	324-6TT	77
2832-4v	127	3132-6TT	75	314-4	77	3172-6f70v	145	324-6TTf7	75
283-2v	127	3132-6TTf70	77	314-4f0	79	3172-6v	145	324-6TTx	231
283-3v	127	3132-7	75	314-4f6	79	3172-7f70v	145	324-6x	231
283-4v	127	3132-7f0	79	314-4f7	75	3172-7v	145	324-7	77
292-10v	127	3132-7f5	79	314-4TT	77	3172-9f70v	145	324-7f7	75
292-11v	127	3132-7f6	79	314-4TTf7	75	3172-9v	145	324-9	77
292-12v	127	3132-7f70	77	314-6	77	317-4f7v	145	324-9f7	75
2922-10v	127	3132-7f9	79	314-6f0	79	317-4v	145	324-9TT	77
2922-11v	127	3132-9	75	314-6f6	79	317-6f7v	145	324-9TTf7	75
2922-12v	127	3132-9f0	79	314-6f7	75	317-6v	145	325-1	77
2922-2v	127	3132-9f5	79	314-6TT	77	317-7f7v	145	325-10	77
2922-3v	127	3132-9f6	79	314-6TTf7	75	317-7v	145	325-10f7	75
2922-4v	127	3132-9f70	77	314-6TTx	231	317-9f7v	145	325-1f7	75
292-2v	127	3132-9f9	79	314-6x	231	317-9v	145	3252-1	75
292-3v	127	3132-9TT	75	314-7	77	323-1	77	3252-10	75
292-4v	127	3132-9TTf70	77	314-7f0	79	323-10	77	3252-10f70	77
293-11v	127	313-4	77	314-7f6	79	323-10f7	75	3252-1f70	77
293-12v	127	313-4f0	79	314-7f7	75	323-1f7	75	3252-4	75
2932-11v	127	313-4f5	79	314-9	77	3232-1	75	3252-4f70	77
2932-12v	127	313-4f6	79	314-9f0	79	3232-10	75	3252-4TT	75
2932-2v	127	313-4f7	75	314-9f6	79	3232-4	75	3252-4TTf70	77
2932-3v	127	313-4f9	79	314-9f7	75	3232-4TT	75	3252-6	75
2932-4v	127	313-4TT	77	314-9TT	77	3232-6	75	3252-6.u	249

Index by product catalog number

Cat.No.	Page	Cat.No.	Page	Cat.No.	Page	Cat.No.	Page	Cat.No.	Page
3252-6f70	77	333-9	81	344-6	81	382-12f9v	133	383-3v	133
3252-6TT	75	333-9fc	81	344-6.u	249	382-12v	133	383-4f4v	133
3252-6TTf70	77	334-1	81	344-6xs	233	3822-10f87v	135	383-4f5v	133
3252-7	75	334-10	81	344-7	81	3822-10f9v	135	383-4f87v	133
3252-7f70	77	334-10fc	81	344-9	81	3822-11f87v	135	383-4f8v	133
3252-9	75	3341-1	81	345-1	81	3822-11f9v	135	383-4f9v	133
3252-9f70	77	3341-10	81	345-10	81	3822-12f87v	135	383-4v	133
3252-9TT	75	3341-10fc	81	345-4	81	3822-12f9v	135	392-10f4v	133
3252-9TTf70	77	3341-1fc	81	345-6	81	3822-2f87v	135	392-10f5v	133
325-4	77	3341-4	81	345-6.u	249	3822-2f9v	135	392-10f87v	133
325-4f7	75	3341-4fc	81	345-6xs	233	3822-3f87v	135	392-10f8v	133
325-4TT	77	3341-6	81	345-7	81	3822-3f9v	135	392-10f9v	133
325-4TTf7	75	3341-6fc	81	345-9	81	3822-4f87v	135	392-10v	133
325-6	77	3341-7	81	352531	213	3822-4f9v	135	392-11f4v	133
325-6f7	75	3341-7fc	81	3622f87v	135	382-2f4v	133	392-11f5v	133
325-6TT	77	3341-9	81	3622f9v	135	382-2f5v	133	392-11f87v	133
325-6TTf7	75	3341-9fc	81	362f4v	133	382-2f87v	133	392-11f8v	133
325-6TTx	231	334-1fc	81	362f5v	133	382-2f8v	133	392-11f9v	133
325-6x	231	334-4	81	362f87v	133	382-2f9v	133	392-11v	133
325-7	77	334-4fc	81	362f8v	133	382-2v	133	392-12f4v	133
325-7f7	75	334-6	81	362f9v	133	382-3f4v	133	392-12f5v	133
325-9	77	334-6.u	249	362v	133	382-3f5v	133	392-12f87v	133
325-9f7	75	334-6fc	81	3632f87v	135	382-3f87v	133	392-12f8v	133
325-9TT	77	334-6xs	233	3632f9v	135	382-3f8v	133	392-12f9v	133
325-9TTf7	75	334-7	81	363f4v	133	382-3f9v	133	392-12v	133
3272-4f70v	145	334-7fc	81	363f5v	133	382-3v	133	3922-10f87v	135
3272-4v	145	334-9	81	363f87v	133	382-4f4v	133	3922-10f9v	135
3272-6f70v	145	334-9fc	81	363f8v	133	382-4f5v	133	3922-11f87v	135
3272-6v	145	335-1	81	363f9v	133	382-4f87v	133	3922-11f9v	135
3272-7f70v	145	335-10	81	363v	133	382-4f8v	133	3922-12f87v	135
3272-7v	145	335-10fc	81	37004701	85	382-4f9v	133	3922-12f9v	135
3272-9f70v	145	3351-1	81	37031110-ss	327	382-4v	133	3922-2f87v	135
3272-9v	145	3351-10	81	37031111-ss	327	383-11f4v	133	3922-2f9v	135
327-4f7v	145	3351-10fc	81	3722f87v	135	383-11f5v	133	3922-3f87v	135
327-4v	145	3351-1fc	81	3722f9v	135	383-11f87v	133	3922-3f9v	135
327-6f7v	145	3351-4	81	372f4v	133	383-11f8v	133	3922-4f87v	135
327-6v	145	3351-4fc	81	372f5v	133	383-11f9v	133	3922-4f9v	135
327-7f7v	145	3351-6	81	372f87v	133	383-11v	133	392-2f4v	133
327-7v	145	3351-6fc	81	372f8v	133	383-12f4v	133	392-2f5v	133
327-9f7v	145	3351-7	81	372f9v	133	383-12f5v	133	392-2f87v	133
327-9v	145	3351-7fc	81	372v	133	383-12f87v	133	392-2f8v	133
333-1	81	3351-9	81	3732f87v	135	383-12f8v	133	392-2f9v	133
333-10	81	3351-9fc	81	3732f9v	135	383-12f9v	133	392-2v	133
333-10fc	81	335-1fc	81	373f4v	133	383-12v	133	392-3f4v	133
3331-1	81	335-4	81	373f5v	133	3832-11f87v	135	392-3f5v	133
3331-10	81	335-4fc	81	373f87v	133	3832-11f9v	135	392-3f87v	133
3331-10fc	81	335-6	81	373f8v	133	3832-12f87v	135	392-3f8v	133
3331-1fc	81	335-6.u	249	373f9v	133	3832-12f9v	135	392-3f9v	133
3331-4	81	335-6fc	81	373v	133	3832-2f87v	135	392-3v	133
3331-4fc	81	335-6xs	233	382-10f4v	133	3832-2f9v	135	392-4f4v	133
3331-6	81	335-7	81	382-10f5v	133	3832-3f87v	135	392-4f5v	133
3331-6fc	81	335-7fc	81	382-10f87v	133	3832-3f9v	135	392-4f87v	133
3331-7	81	335-9	81	382-10f8v	133	3832-4f87v	135	392-4f8v	133
3331-7fc	81	335-9fc	81	382-10f9v	133	3832-4f9v	135	392-4f9v	133
3331-9	81	343-1	81	382-10v	133	383-2f4v	133	392-4v	133
3331-9fc	81	343-10	81	382-11f4v	133	383-2f5v	133	393-11f4v	133
333-1fc	81	343-4	81	382-11f5v	133	383-2f87v	133	393-11f5v	133
333-4	81	343-6	81	382-11f87v	133	383-2f8v	133	393-11f87v	133
333-4fc	81	343-6.u	249	382-11f8v	133	383-2f9v	133	393-11f8v	133
333-6	81	343-6xs	233	382-11f9v	133	383-2v	133	393-11f9v	133
333-6.u	249	343-7	81	382-11v	133	383-3f4v	133	393-11v	133
333-6fc	81	343-9	81	382-12f4v	133	383-3f5v	133	393-12f4v	133
333-6xs	233	344-1	81	382-12f5v	133	383-3f87v	133	393-12f5v	133
333-7	81	344-10	81	382-12f87v	133	383-3f8v	133	393-12f87v	133
333-7fc	81	344-4	81	382-12f8v	133	383-3f9v	133	393-12f8v	133



Index by product catalog number

Cat.No.	Page	Cat.No.	Page	Cat.No.	Page	Cat.No.	Page	Cat.No.	Page
393-12f9v	133	4132-4TTf87	93	413-9TTf9	97	414-7f87	93	415-9TTf87	93
393-12v	133	4132-6	97	414-1	91	414-7f9	97	415-9TTf9	97
3932-11f87v	135	4132-6.u	249	414-10	91	414-9	91	42170	362
3932-11f9v	135	4132-6f78	91	414-10f8	89	414-9f8	89	42174	362
3932-12f87v	135	4132-6f78h	95	414-10f87	93	414-9f87	93	42285	362
3932-12f9v	135	4132-6f8	89,284	414-10f9	97	414-9f9	97	423-1	89
3932-2f87v	135	4132-6f87	93	414-1f8	89	414-9TT	91	423-10	89
3932-2f9v	135	4132-6f8h	95	414-1f87	93	414-9TTf8	89	423-10f9	97
3932-3f87v	135	4132-6h	95	414-1f9	97	414-9TTf87	93	423-1f9	97
3932-3f9v	135	4132-6TT	97	4142-1	97	414-9TTf9	97	4232-1	97
3932-4f87v	135	4132-6TTf78	91	4142-10	97	415-1	89	4232-10	97
3932-4f9v	135	4132-6TTf8	89	4142-10f78	91	415-10	89	4232-10f78	89
393-2f4v	133	4132-6TTf87	93	4142-10f8	89	415-10f87	93	4232-1f78	89
393-2f5v	133	4132-7	97	4142-10f87	93	415-10f9	97	4232-4	97
393-2f87v	133	4132-7f78	91	4142-1f78	91	415-1f87	93	4232-4f78	89
393-2f8v	133	4132-7f8	89	4142-1f8	89	415-1f9	97	4232-4TT	97
393-2f9v	133	4132-7f87	93	4142-1f87	93	4152-1	97	4232-4TTf78	89
393-2v	133	4132-9	97	4142-4	97	4152-10	97	4232-6	97
393-3f4v	133	4132-9f78	91	4142-4f78	91	4152-10f78	89	4232-6.u	249
393-3f5v	133	4132-9f8	89	4142-4f8	89	4152-10f87	93	4232-6f78	89,284
393-3f87v	133	4132-9f87	93	4142-4f87	93	4152-1f78	89	4232-6f78h	95
393-3f8v	133	4132-9TT	97	4142-4TT	97	4152-1f87	93	4232-6h	95
393-3f9v	133	4132-9TTf78	91	4142-4TTf78	91	4152-4	97	4232-6TT	97
393-3v	133	4132-9TTf8	89	4142-4TTf8	89	4152-4f78	89	4232-6TTf78	89
393-4f4v	133	4132-9TTf87	93	4142-4TTf87	93	4152-4f87	93	4232-7	97
393-4f5v	133	413-4	91	4142-6	97	4152-4TT	97	4232-7f78	89
393-4f87v	133	413-4f66	95	4142-6f78	91	4152-4TTf78	89	4232-9	97
393-4f8v	133	413-4f8	89	4142-6f8	89,284	4152-4TTf87	93	4232-9f78	89
393-4f9v	133	413-4f87	93	4142-6f87	93	4152-6	97	4232-9TT	97
393-4v	133	413-4f9	97	4142-6TT	97	4152-6.u	249	4232-9TTf78	89
40799001	303	413-4TT	91	4142-6TTf78	91	4152-6f78	89,284	423-4	89
40799002	303	413-4TTf66	95	4142-6TTf8	89	4152-6f87	93	423-4f9	97
40799003	303	413-4TTf8	89	4142-6TTf87	93	4152-6TT	97	423-4TT	89
40800104	343	413-4TTf87	93	4142-7	97	4152-6TTf78	89	423-4TTf9	97
41000202	343	413-4TTf9	97	4142-7f78	91	4152-6TTf87	93	423-6	89,284
410808	283	413-6	91	4142-7f8	89	4152-7	97	423-6f9	97
410810	283	413-6f66	95,157	4142-7f87	93	4152-7f78	89	423-6f9h	95
410811	283	413-6f66h	95	4142-9	97	4152-7f87	93	423-6h	95
410814	283	413-6f8	89,284	4142-9f78	91	4152-9	97	423-6TT	89
410998	303	413-6f87	93	4142-9f8	89	4152-9f78	89	423-6TTf9	97
413-1	91	413-6f8h	95	4142-9f87	93	4152-9f87	93	423-6TTx	233
413-10	91	413-6f8x	233	4142-9TT	97	4152-9TT	97	423-6x	233
413-10f66	95	413-6f9	97	4142-9TTf78	91	4152-9TTf78	89	423-7	89
413-10f8	89	413-6f9h	95	4142-9TTf8	89	4152-9TTf87	93	423-7f9	97
413-10f87	93	413-6h	95,156	4142-9TTf87	93	415-4	89	423-9	89
413-10f9	97	413-6TT	91	414-4	91	415-4f87	93	423-9f9	97
413-1f66	95	413-6TTf66	95	414-4f8	89	415-4f9	97	423-9TT	89
413-1f8	89	413-6TTf8	89	414-4f87	93	415-4TT	89	423-9TTf9	97
413-1f87	93	413-6TTf87	93	414-4f9	97	415-4TTf87	93	424-1	89
413-1f9	97	413-6TTf8x	233	414-4TT	91	415-4TTf9	97	424-10	89
4132-1	97	413-6TTf9	97	414-4TTf8	89	415-6	89,284	424-10f9	97
4132-10	97	413-7	91	414-4TTf87	93	415-6f87	93	424-1f9	97
4132-10f78	91	413-7f66	95	414-4TTf9	97	415-6f9	97	4242-1	97
4132-10f8	89	413-7f8	89	414-6	91	415-6TT	89	4242-10	97
4132-10f87	93	413-7f87	93	414-6f8	89,284	415-6TTf87	93	4242-10f78	89
4132-1f78	91	413-7f9	97	414-6f87	93	415-6TTf9	97	4242-1f78	89
4132-1f8	89	413-9	91	414-6f8x	233	415-6TTx	233	4242-3f78v	148
4132-1f87	93	413-9f66	95	414-6f9	97	415-6x	233	4242-4	97
4132-4	97	413-9f8	89	414-6TT	91	415-7	89	4242-4f78	89
4132-4f78	91	413-9f87	93	414-6TTf8	89	415-7f87	93	4242-4TT	97
4132-4f8	89	413-9f9	97	414-6TTf87	93	415-7f9	97	4242-4TTf78	89
4132-4f87	93	413-9TT	91	414-6TTf8x	233	415-9	89	4242-6	97
4132-4TT	97	413-9TTf66	95	414-6TTf9	97	415-9f87	93	4242-6f78	89,284
4132-4TTf78	91	413-9TTf8	89	414-7	91	415-9f9	97	4242-6TT	97
4132-4TTf8	89	413-9TTf87	93	414-7f8	89	415-9TT	89	4242-6TTf78	89

Index by product catalog number

Cat.No.	Page	Cat.No.	Page	Cat.No.	Page	Cat.No.	Page	Cat.No.	Page
4242-7	97	4304015	354	434-1fc	99	443-7fe	99	513-9	27
4242-7f78	89	4304016	354	434-1fd	99	443-9	99	513-9d	27
4242-9	97	4304019	355	434-4	99	443-9fe	99	513-9TT	27
4242-9f78	89	4307520	353	434-4fc	99	444-1	99	51400254	341
4242-9TT	97	4307525	353	434-4fd	99	444-10	99	514-1	27
4242-9TTf78	89	433-1	99	434-6	99	444-10fe	99	514-10	27
424-4	89	433-10	99	434-6.u	249	444-1fe	99	514-10d	27
424-4f9	97	433-10fc	99	434-6fc	99	444-4	99	514-1d	27
424-4TT	89	433-10fd	99	434-6fd	99	444-4fe	99	5142-10k	29
424-4TTf9	97	4331-1	99	434-6xs	233	444-6	99	5142-1k	29
424-6	89,284	4331-10	99	434-7	99	444-6.u	249	5142-4k	29
424-6f9	97	4331-10fc	99	434-7fc	99	444-6fe	99	5142-6k	29
424-6TT	89	4331-10fd	99	434-7fd	99	444-6xs	233	5142-7k	29
424-6TTf9	97	4331-1fc	99	434-9	99	444-7	99	5142-9k	29
424-6TTx	233	4331-1fd	99	434-9fc	99	444-7fe	99	514-4	27
424-6x	233	4331-4	99	434-9fd	99	444-9	99	514-4d	27
424-7	89	4331-4fc	99	435-1	99	444-9fe	99	514-6	27
424-7f9	97	4331-4fd	99	435-10	99	445-1	99	514-6d	27
424-9	89	4331-6	99	435-10fc	99	445-10	99	514-7	27
424-9f9	97	4331-6fc	99	435-10fd	99	445-10fe	99	514-7d	27
424-9TT	89	4331-6fd	99	4351-1	99	445-1fe	99	514-9	27
424-9TTf9	97	4331-7	99	4351-10	99	445-4	99	514-9d	27
425-1	89	4331-7fc	99	4351-10fc	99	445-4fe	99	515-1	27,153
425-10	89	4331-7fd	99	4351-10fd	99	445-6	99	515-10	27
425-10f9	97	4331-9	99	4351-1fc	99	445-6.u	249	515-10d	27
425-1f9	97	4331-9fc	99	4351-1fd	99	445-6fe	99	515-10kd	27
4252-1	97	4331-9fd	99	4351-4	99	445-6xs	233	515-1d	27
4252-10	97	433-1fc	99	4351-4fc	99	445-7	99	515-1kd	27
4252-10f78	89	433-1fd	99	4351-4fd	99	445-7fe	99	5152-10k	29
4252-1f78	89	433-4	99	4351-6	99	445-9	99	5152-1k	29,153
4252-4	97	433-4fc	99	4351-6fc	99	445-9fe	99	5152-4k	29
4252-4f78	89	433-4fd	99	4351-6fd	99	450020	352	5152-6k	29
4252-4TT	97	433-6	99	4351-7	99	45460101	277	5152-6k.u	247
4252-4TTf78	89	433-6.u	249	4351-7fc	99	45460102	277	5152-7k	29
4252-6	97	433-6fc	99	4351-7fd	99	45460103	313	5152-9k	29
4252-6.u	249	433-6fd	99	4351-9	99	45460104	313	515-4	27
4252-6f78	89,284	433-6xs	233	4351-9fc	99	4670001	207	515-4d	27
4252-6TT	97	433-7	99	4351-9fd	99	4670002	207	515-4kd	27
4252-6TTf78	89	433-7fc	99	435-1fc	99	4680001	208	515-4TT	27
4252-7	97	433-7fd	99	435-1fd	99	47365	208	515-6	27
4252-7f78	89	433-9	99	435-4	99	502010001	347	515-6d	27
4252-9	97	433-9fc	99	435-4fc	99	502010005	347	515-6kd	27
4252-9f78	89	433-9fd	99	435-4fd	99	50300027	341	515-6TT	27
4252-9TT	97	434-1	99	435-6	99	50307056	341	515-7	27
4252-9TTf78	89	434-10	99	435-6.u	249	50500045	341	515-7d	27
425-4	89	434-10fc	99	435-6fc	99	50507021	341	515-7kd	27
425-4f9	97	434-10fd	99	435-6fd	99	513-1	27	515-9	27
425-4TT	89	4341-1	99	435-6fd	99	513-10	27	515-9d	27
425-4TTf9	97	4341-10	99	435-6xs	233	513-10d	27	515-9kd	27
425-6	89,284	4341-10fc	99	435-7	99	513-1d	27	515-9TT	27
425-6f9	97	4341-10fd	99	435-7fc	99	513-10k	29	5172-4kv	141
425-6TT	89	4341-1fc	99	435-7fd	99	5132-1k	29	5172-6kv	141
425-6TTf9	97	4341-1fd	99	435-9	99	5132-4k	29	5172-7kv	141
425-6TTx	233	4341-4	99	435-9fc	99	5132-6k	29	5172-9kv	141
425-6x	233	4341-4fc	99	435-9fd	99	5132-6k.u	247	517-4v	141
425-7	89	4341-4fd	99	443-1	99	5132-7k	29	517-6v	141
425-7f9	97	4341-6	99	443-10	99	5132-9k	29	517-7v	141
425-9	89	4341-6fc	99	443-10fe	99	513-4	27	517-9v	141
425-9f9	97	4341-6fd	99	443-1fe	99	513-4d	27	523-1	27
425-9TT	89	4341-6fd	99	443-4	99	513-4d	27	523-10	27
425-9TTf9	97	4341-7	99	443-4fe	99	513-4TT	27	523-10d	27
4303020	353	4341-7fc	99	443-6	99	513-6	27	523-1d	27
43030201	354	4341-7fd	99	443-6.u	249	513-6d	27,156	5232-10k	29
4303025	353	4341-9	99	443-6fe	99	513-6TT	27	5232-1k	29
4304011	354	4341-9fc	99	443-6xs	233	513-7	27	5232-4k	29
		4341-9fd	99	443-7	99	513-7d	27		



Index by product catalog number

Cat.No.	Page	Cat.No.	Page	Cat.No.	Page	Cat.No.	Page	Cat.No.	Page
5232-6k	29	527-4v	141	530250631	222	537250403	222	540250161	222
5232-6k.u	247	527-6v	141	53025100	222	537250633	222	54025025	222
5232-7k	29	527-7v	141	530251001	222	537251003	222	540250251	222
5232-9k	29	527-9v	141	53025160	222	537251603	222	54025040	222
523-4	27	53014016	222	530251601	222	537252003	222	540250401	222
523-4d	27	530140161	222	53025200	222	537252503	222	54025063	222
523-6	27	53014025	222	530252001	222	537253203	222	540250631	222
523-6d	27	530140251	222	53025250	222	53725530	220	54025100	222
523-7	27	53014040	222	530252501	222	537255301	220	540251001	222
523-7d	27	530140401	222	53025320	222	537255303	220	54025160	222
523-9	27	53014063	222	530253201	222	54014016	222	540251601	222
523-9d	27	530140631	222	53025530	220	540140161	222	54025200	222
524-1	27	53014100	222	530255301	220	54014025	222	540252001	222
524-10	27	530141001	222	53025625	220	540140251	222	54025250	222
524-10d	27	53014160	222	530256251	220	54014040	222	540252501	222
524-1d	27	530141601	222	533-1	31	540140401	222	54025320	222
5242-10k	29	53014530	220	533-10	31	54014063	222	540253201	222
5242-1k	29	530145301	220	533-4	31	540140631	222	54025530	220
5242-4k	29	53014610	220	533-6	31	54014100	222	540255301	220
5242-6k	29	530146101	220	533-7	31	540141001	222	54025625	220
5242-7k	29	53015016	222	533-9	31	54014160	222	540256251	220
5242-9k	29	530150161	222	534-1	31	540141601	222	543-1	31
524-4	27	53015025	222	534-10	31	54014530	220	543-10	31
524-4d	27	530150251	222	534-4	31	540145301	220	543-4	31
524-4TT	27	53015040	222	534-6	31	54014610	220	543-6	31
524-6	27	530150401	222	534-7	31	540146101	220	543-7	31
524-6d	27	53015063	222	534-9	31	54015016	222	543-9	31
524-6TT	27	530150631	222	535-1	31	540150161	222	544-1	31
524-7	27	53015100	222	535-10	31	54015025	222	544-10	31
524-7d	27	530151001	222	535-4	31	540150251	222	544-4	31
524-9	27	53015160	222	535-6	31	54015040	222	544-6	31
524-9d	27	530151601	222	535-7	31	540150401	222	544-7	31
524-9TT	27	53015530	220	535-9	31	54015063	222	544-9	31
525-1	27,153	530155301	220	537140163	222	540150631	222	545-1	31
525-10	27	53015610	220	537140253	222	54015100	222	545-10	31
525-10d	27	530156101	220	537140403	222	540151001	222	545-4	31
525-10kd	27	53024016	222	537140633	222	54015160	222	545-6	31
525-1d	27	530240161	222	537141003	222	540151601	222	545-7	31
525-1kd	27	53024025	222	537141603	222	54015530	220	545-9	31
5252-10k	29	530240251	222	53714530	220	540155301	220	547140163	222
5252-1k	29,153	53024040	222	537145301	220	54015610	220	547140253	222
5252-4k	29	530240401	222	537145303	220	540156101	220	547140403	222
5252-6k	29	53024063	222	537150163	222	54024016	222	547140633	222
5252-6k.u	247	530240631	222	537150253	222	540240161	222	547141003	222
5252-7k	29	53024100	222	537150403	222	54024025	222	547141603	222
5252-9k	29	530241001	222	537150633	222	540240251	222	54714530	220
525-4	27	53024160	222	537151003	222	54024040	222	547145301	220
525-4d	27	530241601	222	537151603	222	540240401	222	547145303	220
525-4kd	27	53024200	222	53715530	220	54024063	222	547150163	222
525-4TT	27	530242001	222	537155301	220	540240631	222	547150253	222
525-6	27	53024250	222	537155303	220	54024100	222	547150403	222
525-6d	27	530242501	222	537240163	222	540241001	222	547150633	222
525-6kd	27	53024320	222	537240253	222	54024160	222	547151003	222
525-6TT	27	530243201	222	537240403	222	540241601	222	547151603	222
525-7	27	53024530	220	537240633	222	54024200	222	54715530	220
525-7d	27	530245301	220	537241003	222	540242001	222	547155301	220
525-7kd	27	53024625	220	537241603	222	54024250	222	547155303	220
525-9	27	530246251	220	537242003	222	540242501	222	547240163	222
525-9d	27	53025016	222	537242503	222	54024320	222	547240253	222
525-9kd	27	530250161	222	537243203	222	540243201	222	547240403	222
525-9TT	27	53025025	222	53724530	220	54024530	220	547240633	222
5272-4kv	141	530250251	222	537245301	220	540245301	220	547241003	222
5272-6kv	141	53025040	222	537245303	220	54024625	220	547241603	222
5272-7kv	141	530250401	222	537250163	222	540246251	220	547242003	222
5272-9kv	141	53025063	222	537250253	222	54025016	222	547242503	222

Index by product catalog number

Cat.No.	Page	Cat.No.	Page	Cat.No.	Page	Cat.No.	Page	Cat.No.	Page
547243203	222	583-12v	129	6024-6	109	6123-9	111	613-9	35
54724530	220	583-2v	129	6024-7	109	6123-9k	111	613-9f3	35
547245301	220	583-3v	129	6024-9	109	61242-3	111	613-9f6	35
547245303	220	583-4v	129	60252-4	109	61242-3k	111	613-9TT	35
547250163	222	587150163	223	60252-6	109	61242-4	111	61400255	341
547250253	222	587150253	223	60252-7	109	61242-4k	111	61407322	341
547250403	222	587150403	223	60252-9	109	61242-6	111	614-1	35
547250633	222	587150633	223	6025-4	109	61242-6k	111	614-10	35
547251003	222	587151003	223	6025-6	109	61242-7	111	614-10f3	35
547251603	222	587151603	223	6025-7	109	61242-7k	111	614-10f6	35
547252003	222	587250163	223	6025-9	109	61242-9	111	614-1f3	35
547252503	222	587250253	223	61132-4	111	61242-9k	111	614-1f6	35
547253203	222	587250403	223	61132-4k	111	6124-4	111	6142-1	37
54725530	220	587250633	223	61132-6	111	6124-4k	111	6142-10	37
547255301	220	587251003	223	61132-6k	111	6124-6	111	6142-4	37
547255303	220	587251603	223	61132-9	111	6124-6k	111	6142-6	37
5571501000	224	587252003	223	61132-9k	111	6124-7	111	6142-7	37
5571501600	224	587252503	223	6113-4	111	6124-7k	111	6142-9	37
5571502400	224	587253203	223	6113-4k	111	6124-9	111	614-4	35
5571506000	224	592-10v	129	6113-6	111	6124-9k	111	614-4f3	35
5571510000	224	592-11v	129	6113-6k	111	61252-4	111	614-4f6	35
5571512000	224	592-12v	129	6113-9	111	61252-4k	111	614-6	35
5571516000	224	592-2v	129	6113-9k	111	61252-6	111	614-6f3	35
5572510000	224	592-3v	129	61142-4	111	61252-6k	111	614-6f6	35
5572512000	224	592-4v	129	61142-4k	111	61252-7	111	614-6x	229
5572516000	224	593-11v	129	61142-6	111	61252-7k	111	614-7	35
56103000	216	593-12v	129	61142-6k	111	61252-9	111	614-7f3	35
56103001	216	593-2v	129	61142-7	111	61252-9k	111	614-7f6	35
56104000	216	593-3v	129	61142-7k	111	6125-4	111	614-9	35
56104001	216	593-4v	129	61142-9	111	6125-4k	111	614-9f3	35
561040C2001	218	598053	283,303	61142-9k	111	6125-6	111	614-9f6	35
561040C2003	219	60132-4	109	6114-4	111	6125-6k	111	615-1	35
561040C3001	218	60132-6	109	6114-4k	111	6125-7	111	615-10	35
561040C3003	219	60132-9	109	6114-6	111	6125-7k	111	615-10f6	35
56105000	216	6013-4	109	6114-6k	111	6125-9	111	615-10f7	37
56106000	216	6013-6	109	6114-7	111	6125-9k	111	615-1f6	35
561060C2001	218	6013-9	109	6114-7k	111	613-1	35	615-1f7	37
561060C2003	219	60142-4	109	6114-9	111	613-10	35	6152-1	37
561060C3001	218	60142-6	109	6114-9k	111	613-10f3	35	6152-10	37
561060C3003	219	60142-7	109	61152-4	111	613-10f6	35	6152-4	37
56108000	216	60142-9	109	61152-4k	111	613-1f3	35	6152-4TT	37
561080C2001	218	6014-4	109	61152-6	111	613-1f6	35	6152-6	37
561080C2003	219	6014-6	109	61152-6k	111	6132-1	37	6152-6.u	247
561080C3001	218	6014-7	109	61152-7	111	6132-10	37	6152-6TT	37
561080C3003	219	6014-9	109	61152-7k	111	6132-4	37	6152-7	37
56110004	217	60152-4	109	61152-9	111	6132-4TT	37	6152-9	37
561100C2001	218	60152-6	109	61152-9k	111	6132-6	37	6152-9TT	37
561100C2003	219	60152-7	109	6115-4	111	6132-6.u	247	615-4	35
561100C3001	218	60152-9	109	6115-4k	111	6132-6TT	37	615-4f6	35
561100C3003	219	6015-4	109	6115-6	111	6132-7	37	615-4f7	37
56112004	217	6015-6	109	6115-6k	111	6132-9	37	615-4TT	35
56114004	217	6015-7	109	6115-7	111	6132-9TT	37	615-4TTf7	37
56115004	217	6015-9	109	6115-7k	111	613-4	35	615-6	35
56116004	217	60232-4	109	6115-9	111	613-4f3	35	615-6f6	35
562v	129	60232-6	109	6115-9k	111	613-4f6	35	615-6f7	37
563v	129	60232-9	109	61232-4	111	613-4TT	35	615-6TT	35
572v	129	6023-4	109	61232-4k	111	613-6	35	615-6TTf7	37
573v	129	6023-6	109	61232-6	111	613-6f3	35	615-6TTx	229
582-10v	129	6023-9	109	61232-6k	111	613-6f6	35	615-6x	229
582-11v	129	60242-3	109	61232-9	111	613-6TT	35	615-7	35
582-12v	129	60242-4	109	61232-9k	111	613-6TTx	229	615-7f6	35
582-2v	129	60242-6	109	6123-4	111	613-6x	229	615-7f7	37
582-3v	129	60242-7	109	6123-4k	111	613-7	35	615-9	35
582-4v	129	60242-9	109	6123-6	111	613-7f3	35	615-9f6	35
583-11v	129	6024-4	109	6123-6k	111	613-7f6	35	615-9f7	37



Index by product catalog number

Cat.No.	Page	Cat.No.	Page	Cat.No.	Page	Cat.No.	Page	Cat.No.	Page
615-9TT	35	625-4f7	37	635-9	41	693-12v	129	743-4	43
615-9TTf7	37	625-4TT	35	643-1	41	693-2v	129	743-6	43
6172-4v	141	625-4TTf7	37	643-10	41	693-3v	129	743-7	43
6172-6v	141	625-6	35	643-4	41	693-4v	129	743-9	43
6172-7v	141	625-6f7	37	643-6	41	70015	355	744-1	43
6172-9v	141	625-6TT	35	643-6.u	247	70019	355	744-10	43
617-4f7v	141	625-6TTf7	37	643-7	41	70142-6	45	744-4	43
617-4v	141	625-6TTx	229	643-9	41	70142-9	45	744-6	43
617-6f7v	141	625-6x	229	644-1	41	7014-6	45	744-7	43
617-6v	141	625-7	35	644-10	41	7014-9	45	744-9	43
617-7f7v	141	625-7f7	37	644-4	41	70152-6	45	745-1	43
617-7v	141	625-9	35	644-6	41	70153-6	45	745-10	43
617-9f7v	141	625-9f7	37	644-6.u	247	70153-6TT	45	745-4	43
617-9v	141	625-9TT	35	644-7	41	7015-6	45	745-6	43
620000000	344	625-9TTf7	37	644-9	41	7015-6TT	45	745-7	43
621010003	344	6272-4v	141	645-1	41	70242-6	45	745-9	43
623-1	35	6272-6v	141	645-10	41	70242-9	45	751323-4	63
623-10	35	6272-7v	141	645-4	41	7024-6	45	751323-6	63
6232-1	37	6272-9v	141	645-6	41	7024-9	45	751323-7	63
6232-10	37	627-4f7v	141	645-6.u	247	70252-6	45	751323-9	63
6232-4	37	627-4v	141	645-7	41	70253-6	45	75132-4	115
6232-6	37	627-6f7v	141	645-9	41	70253-6TT	45	75132-6	115
6232-6.u	247	627-6v	141	662v	129	7025-6	45	75132-9	115
6232-7	37	627-7f7v	141	663v	129	7025-6TT	45	75133-4	63
6232-9	37	627-7v	141	667109-1/3	331	71163062	56	75133-6	63
623-4	35	627-9f7v	141	667109-1/6	331	711632	56	75133-7	63
623-6	35	627-9v	141	667109-1/9	331	711633	56	75133-9	63
623-6x	229	633-1	41	667109-2/3	331	71407323	341	7513-4	115
623-7	35	633-10	41	667109-3/2	331	7163125	56	7513-6	115
623-9	35	6331-10k	41	667109-50	330	7201000	351	7513-9	115
624-1	35	6331-1k	41	667119-1/6	331	7202800	350	751423-4	63
624-10	35	6331-4k	41	667119-2/6	331	720450	350	751423-6	63
6242-1	37	6331-6k	41	667119-2/9	331	720500	351	751423-7	63
6242-10	37	6331-7k	41	667119-3/3	331	720800	350	751423-9	63
6242-4	37	6331-9k	41	667119-5/2	331	733-1	43	75142-4	115
6242-4TT	37	633-4	41	667119-5/3	331	733-10	43	75142-6	115
6242-6	37	633-6	41	667119-50	330	733-4	43	75142-7	115
6242-6TT	37	633-6.u	247	667235-50	330	733-6	43	75142-9	115
6242-7	37	633-7	41	667255-50	330	733-7	43	75143-4	63
6242-9	37	633-9	41	667307-50	330	733-9	43	75143-6	63
6242-9TT	37	634-1	41	667316-50	330	734-1	43	75143-7	63
624-4	35	634-10	41	667334-50	330	734-10	43	75143-9	63
624-4TT	35	6341-10k	41	667407-50	330	734-4	43	7514-4	115
624-6	35	6341-1k	41	667416-50	330	734-6	43	7514-6	115
624-6TT	35	6341-4k	41	667434-50	330	734-7	43	7514-7	115
624-6TTx	229	6341-6k	41	672v	129	734-9	43	7514-9	115
624-6x	229	6341-7k	41	673v	129	735-1	43	751523-4	63
624-7	35	6341-9k	41	682-10v	129	735-10	43	751523-6	63
624-9	35	634-4	41	682-11v	129	735-4	43	751523-7	63
624-9TT	35	634-6	41	682-12v	129	735-6	43	751523-9	63
625-1	35	634-6.u	247	682-2v	129	735-7	43	75152-4	115
625-10	35	634-7	41	682-3v	129	735-9	43	75152-6	115
625-10f7	37	634-9	41	682-4v	129	74142-6	49	75152-7	115
625-1f7	37	635-1	41	683-11v	129	74142-9	49	75152-9	115
6252-1	37	635-10	41	683-12v	129	7414-6	49	75153-4	63
6252-10	37	6351-10k	41	683-2v	129	7414-9	49	75153-6	63
6252-4	37	6351-1k	41	683-3v	129	74152-6	49	75153-7	63
6252-4TT	37	6351-4k	41	683-4v	129	7415-6	49	75153-9	63
6252-6	37	6351-6k	41	692-10v	129	74242-6	49	7515-4	115
6252-6.u	247	6351-7k	41	692-11v	129	7424-6	49	7515-6	115
6252-6TT	37	6351-9k	41	692-12v	129	7424-9	49	7515-7	115
6252-7	37	635-4	41	692-2v	129	74252-6	49	7515-9	115
6252-9	37	635-6	41	692-3v	129	7425-6	49	752323-4	63
6252-9TT	37	635-6.u	247	692-4v	129	743-1	43	752323-6	63
625-4	35	635-7	41	693-11v	129	743-10	43	752323-7	63

Index by product catalog number

Cat.No.	Page	Cat.No.	Page	Cat.No.	Page	Cat.No.	Page	Cat.No.	Page
752323-9	63	7613-9	121	77713-10	39	777232-9	39	77734-6k	43
75232-4	115	76142-4	121	777132-1	39	777232-9TT	39	77734-7	43
75232-6	115	76142-6	121	777132-10	39	77723-4	39	77734-7k	43
75232-9	115	76142-7	121	777132-4	39	77723-4TT	39	77734-9	43
75233-4	63	76142-9	121	777132-4TT	39	77723-6	39	77734-9k	43
75233-6	63	7614-4	121	777132-6	39	77723-6TT	39	77735-1	43
75233-7	63	7614-6	121	777132-6.u	247	77723-7	39	77735-10	43
75233-9	63	7614-7	121	777132-6TT	39	77723-9	39	77735-10k	43
7523-4	115	7614-9	121	777132-7	39	77723-9TT	39	77735-1k	43
7523-6	115	76152-4	121	777132-9	39	77724-1	39	77735-4	43
7523-9	115	76152-6	121	777132-9TT	39	77724-10	39	77735-4k	43
75242-3	115,149	76152-7	121	77713-4	39	777242-1	39	77735-6	43
752423-4	63	76152-9	121	77713-4TT	39	777242-10	39	77735-6k	43
752423-6	63	7615-4	121	77713-6	39	777242-4	39	77735-7	43
752423-7	63	7615-6	121	77713-6TT	39	777242-4TT	39	77735-7k	43
752423-9	63	7615-7	121	77713-7	39	777242-6	39	77735-9	43
75242-4	115	7615-9	121	77713-9	39	777242-6TT	39	77735-9k	43
75242-6	115	76232-4	121	77713-9TT	39	777242-7	39	778142-6	49
75242-7	115	76232-6	121	77714-1	39	777242-9	39	778142-9	49
75242-9	115	76232-9	121	77714-10	39	777242-9TT	39	77814-6	49
75243-4	63	7623-4	121	777142-1	39	77724-4	39	77814-9	49
75243-6	63	7623-6	121	777142-10	39	77724-4TT	39	778152-6	49
75243-7	63	7623-9	121	777142-4	39	77724-6	39	77815-6	49
75243-9	63	76242-3	121,149	777142-4TT	39	77724-6TT	39	778242-6	49
7524-4	115	76242-4	121	777142-6	39	77724-7	39	778242-9	49
7524-6	115	76242-6	121	777142-6TT	39	77724-9	39	77824-6	49
7524-7	115	76242-7	121	777142-7	39	77724-9TT	39	77824-9	49
7524-9	115	76242-9	121	777142-9	39	77725-1	39	778252-6	49
752523-4	63	7624-4	121	777142-9TT	39	77725-10	39	77825-6	49
752523-6	63	7624-6	121	77714-4	39	777252-1	39	78132-4	123
752523-7	63	7624-7	121	77714-4TT	39	777252-10	39	78132-6	123
752523-9	63	7624-9	121	77714-6	39	777252-4	39	78132-9	123
75252-4	115	76252-4	121	77714-6TT	39	777252-4TT	39	7813-4	123
75252-6	115	76252-6	121	77714-7	39	777252-6	39	7813-6	123
75252-7	115	76252-7	121	77714-9	39	777252-6.u	247	7813-9	123
75252-9	115	76252-9	121	77714-9TT	39	777252-6TT	39	78142-4	123
75253-4	63	7625-4	121	77715-1	39	777252-7	39	78142-6	123
75253-6	63	7625-6	121	77715-10	39	777252-9	39	78142-9	123
75253-7	63	7625-7	121	777152-1	39	777252-9TT	39	7814-4	123
75253-9	63	7625-9	121	777152-10	39	77725-4	39	7814-6	123
7525-4	115	76332-4	121	777152-4	39	77725-4TT	39	7814-9	123
7525-6	115	76332-6	121	777152-4TT	39	77725-6	39	78152-4	123
7525-7	115	76332-7	121	777152-6	39	77725-6TT	39	78152-6	123
7525-9	115	76332-9	121	777152-6.u	247	77725-7	39	78152-9	123
75332-4	117	76342-4	121	777152-6TT	39	77725-9	39	7815-4	123
75332-6	117	76342-6	121	777152-7	39	77725-9TT	39	7815-6	123
75332-7	117	76342-7	121	777152-9	39	77733-1	43	7815-9	123
75332-9	117	76342-9	121	777152-9TT	39	77733-10	43	78232-4	123
75342-4	117	76352-4	121	77715-4	39	77733-10k	43	78232-6	123
75342-6	117	76352-6	121	77715-4TT	39	77733-1k	43	78232-9	123
75342-7	117	76352-7	121	77715-6	39	77733-4	43	7823-4	123
75342-9	117	76352-9	121	77715-6TT	39	77733-4k	43	7823-6	123
75352-4	117	77152-6k	47	77715-7	39	77733-6	43	7823-9	123
75352-6	117	7715-6	47	77715-9	39	77733-6k	43	78242-4	123
75352-7	117	7715-6d	47	77715-9TT	39	77733-7	43	78242-6	123
75352-9	117	77242-6k	47	77723-1	39	77733-7k	43	78242-9	123
75615-6-p	29	77242-9k	47	77723-10	39	77733-9	43	7824-4	123
75625-6-p	29	7724-6	47	777232-1	39	77733-9k	43	7824-6	123
75915-6-p	67	7724-6d	47	777232-10	39	77734-1	43	7824-9	123
75925-6-p	67	7724-9	47	777232-4	39	77734-10	43	78252-4	123
76132-4	121	7724-9d	47	777232-4TT	39	77734-10k	43	78252-6	123
76132-6	121	77252-6k	47	777232-6	39	77734-1k	43	78252-9	123
76132-9	121	7725-6	47	777232-6.u	247	77734-4	43	7825-4	123
7613-4	121	7725-6d	47	777232-6TT	39	77734-4k	43	7825-6	123
7613-6	121	77713-1	39	777232-7	39	77734-6	43	7825-9	123



Index by product catalog number

Cat.No.	Page	Cat.No.	Page	Cat.No.	Page	Cat.No.	Page	Cat.No.	Page
80000	83	8015-4TT	25	8025-4TT	25	8630v	103	9006508s	241
800132-6	83	8015-6	25	8025-6	25	86312k452	105,179	9006509	333
80013-6	83	8015-6TT	25	8025-6TT	25	863-4v	103	9006509s	241
800142-6	83	8015-7	25	8025-7	25	863-6v	103	9006510	333
80014-6	83	8015-9	25	8025-9	25	863-9v	103	9006510s	241
800152-6	83	8015-9TT	25	8025-9TT	25	864-4v	103	9006511	333
80015-6	83	80167	83	80272-4v	139	864-6v	103	9006511s	241
80067	83	80168	185	80272-6v	139	864-9v	103	9006512	333
80068	185	80168.u	185,251	80272-7v	139	865-4v	103	9006512s	241
80068.u	185	80172-4v	139	80272-9v	139	865-6v	103	9006513	333
80100	83	80172-6v	139	8027-4v	139	865-9v	103	9006513s	241
801132-6	83	80172-7v	139	8027-6v	139	875-4v	103	9006514	333
80113-6	83	80172-9v	139	8027-7v	139	875-6v	103	9006514s	241
801142-6	83	8017-4v	139	8027-9v	139	875-9v	103	9006518	333
80114-6	83	8017-6v	139	80800072	341	88300	85,104	9006518s	241
801152-6	83	8017-7v	139	810-00	74	8830v	103	9007	157
80115-6	83	8017-9v	139	81315-6	85	883-4v	103	900726	157
8013-1	25	8023-1	25	81325-6	85	883-6v	103	901025	105
8013-10	25	8023-10	25	8213-6	156	883-9v	103	901026	105
80132-1	25	80232-1	25	82172-4v	143	884-4v	103	9013022	312
80132-10	25	80232-10	25	82172-6v	143	884-6v	103	9013024	324
80132-4	25	80232-4	25	82172-7v	143	884-9v	103	9013031	278
80132-4TT	25	80232-4TT	25	82172-9v	143	885-4v	103	9013039	278
80132-6	25	80232-6	25	8217-4v	143	885-6v	103	9013050	312
80132-6TT	25	80232-6TT	25	8217-6v	143	885-9v	103	9014010	312
80132-7	25	80232-7	25	8217-7v	143	8935096-p	361	9014120-p	278
80132-9	25	80232-9	25	8217-9v	143	8935097-p	360	9017009	277
80132-9TT	25	80232-9TT	25	82272-4v	143	895-4v	103	9017037	277
8013-4	25	8023-4	25	82272-6v	143	895-6v	103	9017101	277
8013-4TT	25	8023-4TT	25	82272-7v	143	895-9v	103	9017115	312
8013-6	25	8023-6	25	82272-9v	143	9004001-p	313	9018012	276
8013-6TT	25	8023-6TT	25	8227-4v	143	9004002-p	313	9018088	276
8013-7	25	8023-7	25	8227-6v	143	9004004-p	313	9018112	276
8013-9	25	8023-9	25	8227-7v	143	9004006-p	313	9018114	276
8013-9TT	25	8023-9TT	25	8227-9v	143	9004012-p	313	9018161	276
8014-1	25	8024-1	25	825506214v	363	900404	313	9018164	276
8014-10	25	8024-10	25	825525114v	363	900602	332	9021	104
80142-1	25	80242-1	25	8430v	103	900602s	241	9021g	104
80142-10	25	80242-10	25	843-4v	103	900604	332	9022	104
80142-4	25	80242-4	25	843-6v	103	900604s	241	9022g	104
80142-4TT	25	80242-4TT	25	843-9v	103	900605	332	90251023	272
80142-6	25	80242-6	25	844-4v	103	900605s	241	90251319	272
80142-6TT	25	80242-6TT	25	844-6v	103	900606	332	9025162	272
80142-7	25	80242-7	25	844-9v	103	900606s	241	9025231	272
80142-9	25	80242-9	25	845-4v	103	900607	332	9025512	272
80142-9TT	25	80242-9TT	25	845-6v	103	900607s	241	9025521	272
8014-4	25	8024-4	25	845-6v-P953	104	900608	332	9025575	272
8014-4TT	25	8024-4TT	25	845-9v	103	900608s	241	9025587	272
8014-6	25	8024-6	25	85200	363	900609	332	9025612	272
8014-6TT	25	8024-6TT	25	85200BLK	363	900609s	241	9028086	271
8014-7	25	8024-7	25	853009286	241	900610	332	9028738	271
8014-9	25	8024-9	25	854009285	241	900610s	241	9028883	271
8014-9TT	25	8024-9TT	25	855-4v	103	900612	332	9029070	271
8015-1	25	8025-1	25	855-6v	103	900612s	241	9029074	271
8015-10	25	8025-10	25	855-9v	103	900613	332	9029100	119
80152-1	25	80252-1	25	86152-6	47	900613s	241	9029153	271
80152-10	25	80252-10	25	8615-6	47	900618	332	9029541	271
80152-4	25	80252-4	25	86242-6	47	900618s	241	903	104
80152-4TT	25	80252-4TT	25	86242-9	47	9006504	333	9030004	309
80152-6	25	80252-6	25	8624-6	47	9006504s	241	9030010	308
80152-6TT	25	80252-6TT	25	8624-9	47	9006506	333	9030014	308
80152-7	25	80252-7	25	86252-6	47	9006506s	241	9030020	309
80152-9	25	80252-9	25	8625-6	47	9006507	333	9030030	309
80152-9TT	25	80252-9TT	25	86300	105	9006507s	241	9030040	309
8015-4	25	8025-4	25	86300g	105	9006508	333	9030117	308

Index by product catalog number

Cat.No.	Page	Cat.No.	Page	Cat.No.	Page	Cat.No.	Page	Cat.No.	Page
9030119	308	913-10	63	917-9v	145	9227746	260	925-10	63
9030129	308	913-10w	63	9213-6	67	923-1	63	925-10w	63
9030204	309	913-1w	63	9213-6f	69	923-10	63	925-1w	63
9030206	309	913-4	63	9213-6fw	69	923-10w	63	925-4	63
9030614	308	9134029	273	9213-6w	67	923-1w	63	925-4w	63
9033001	320	9134124	312	9214-6	67	923-4	63	925-6	63
9033002	320	9134194	273	9214-6f	69	923-4w	63	925-6w	63
9033003	320	9134227	273	9214-6fw	69	923-6	63	925-7	63
9033004	320	9134248	324	9214-6w	67	923-6w	63	925-7w	63
9033005	320	9134518	312	9214-9	67	923-7	63	925-9	63
9033006	320	9134520	273	9214-9f	69	923-7w	63	925-9w	63
9033007	320	9134532	312	9214-9fw	69	923-9	63	927-4v	145
9033008	320	913-4w	63	9214-9w	67	923-9w	63	927-6v	145
9033030	321	9135110	275	9215-6	67	92401543	240	927-7v	145
9033031	321	9135112	274	9215-6f	69	92401633	259	927-9v	145
9033032	321	9135114	274	9215-6fw	69	92402427	259	9350001-p	207
9033050	321	9135123	274	9215-6w	67	92402851	259	9350004-p	361
9033051	321	9135136	274	9216011	297	9240539	259	9350005-p	361
9033052	321	9135151	275	9216027	263	9240544	259	9350008-p	361
9033053	321	9135153	275	9216051	297	9240862	259	9350009-p	360
9033071	321	9135417	275	9216066	297	924-1	63	9350015-p	360
9033073	321	9135421	275	9216111	263	924-10	63	9350017-p	361
9033-1	321	9135510	275	9216140	263	924-10w	63	9350022-p	361
9033550	320	9135511	274	9216197	212	924-1w	63	9350042-p	361
9033551	320	9135512	274	9216210	225	924-4	63	9350132-p	360
9033-CATmont	320	9135523	274	9216211	225	924-4w	63	9350142-p	360
9034001	310	9135551	275	9216212	225	924-6	63	9350145-p	360
9034002	310	9135552	275	9216231	263	924-6w	63	9350146-p	360
9034003	310	9135584	275	9216236	263	924-7	63	9350147-p	360
9034004	310	9135647	275	9216237	263	924-7w	63	9350150-p	360
9034005	310	9135653	275	9216427	263	924-9	63	9350151-p	360
9034006	310	9135710	275	9216440	299	924-9w	63	9350153-p	360
9034007	310	913-6	63	9216631	212	9250001-p	359	9350154-p	360
9034009	310	913-6w	63	9216645	212	9250002-p	358	9350155-p	360
9034011	310	913-7	63	9217001	261	9250004-p	358	9350156-p	360
9034030	311	913-7w	63	9217005	261	9250005-p	358	9350157-p	360
9034031	311	913-9	63	9217035	261	9250006-p	358	9350159-p	360
9034032	311	913-9w	63	9217041	261	9250007-p	358	9350160-p	360
9034033	311	914-1	63	9217055	261	9250008-p	359	9350161-p	360
9034050	311	914-10	63	9217090	261	9250009-p	359	9350162-p	360
9034052	311	914-10w	63	9217100	261	925001	358	9350163-p	360
9034053	311	914-1w	63	9217102	261	9250010-p	359	9350164-p	360
9034055	311	914-4	63	9217134	261	9250012-p	359	9350165-p	360
9081001	338	914-4w	63	9218090	262	9250013-p	358	9350167-p	360
9081002	338	914-6	63	9218145	262	9250016-p	358	9350180-p	361
9081003	338	914-6w	63	9223-6	67	9250018-p	359	9350189-p	361
9081330	324,338	914-7	63	9223-6f	69	9250019-p	359	9350193-p	361
9081802	338	914-7w	63	9223-6fw	69	9250020-p	359	9350196-p	360
9082001	339	914-9	63	9223-6w	67	9250021-p	359	9350202-p	360
9082002	339	914-9w	63	9224-6	67	9250022-p	359	9350212-p	361
9082003	339	915-1	63	9224-6f	69	9250023-p	358	9350235-p	361
90992339	322	915-10	63	9224-6fw	69	9250024-p	358	9350245-p	361
90992341	322	915-10w	63	9224-6w	67	9250025-p	358	9350290-p	361
90992342	322	915-1w	63	9225-6	67	9250026-p	359	9430024	315
9130005	306	915-4	63	9225-6f	69	9250027-p	207	9430050	315
9130006	306	915-4w	63	9225-6fw	69	9250029-p	358	9430052	240
9130007	307	915-6	63	9225-6w	67	9250033-p	359	9430053	240
9130008	307	915-6w	63	9226961	212	9250034-p	359	9430054	240
9130012	306	915-7	63	9227142	260	9250035-p	157,359	9430155	314
9130074	306	915-7w	63	92271649	240	925004	358	9430301	315
9130080	307	915-9	63	92272001	260	925006	358	9430311	315
9130100	209	915-9w	63	92272488	260	9250121-p	359	9430343	315
9130154	306	917-4v	145	92272976	260	9250156-p	358	9430350v	315
9130374	307	917-6v	145	92273146	260	9250998-p	358	9430401	314
913-1	63	917-7v	145	9227354	260	925-1	63	9430402	314



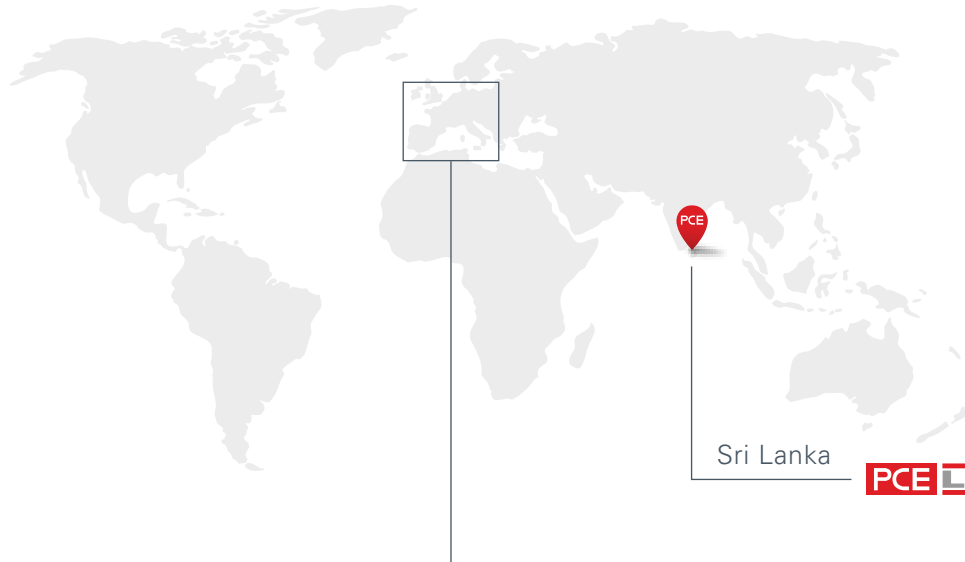
Index by product catalog number

Cat.No.	Page	Cat.No.	Page	Cat.No.	Page	Cat.No.	Page	Cat.No.	Page
9430406	314	9439003	316	9513-6	29	96061442	71	tm500s	86
9430409	314	9439004	316	9513-7	29	96061450	71	tm55065s	86
9430411	314	9439005	316	9513-9	29	960614501	71	tm55656s	86
9430412	314	9439006	316	9514-1	29	96061451	71	tm55833s	86
9430429	314	9439007	316	9514-10	29	96061452	71	tm56060s	86
9430439	314	9439013	317	9514-4	29	96061541	71	tm56073s	86
9430452	314	9439033	317	9514-6	29	96061542	71	tm6100s	86
9430453	314	9439041	317	9514-7	29	96061550	71	tm6880s	86
9430455	314	9439061	316	9514-9	29	960615501	71	ts105	177
9430476	315	9439066	212	9515-1	29	96061551	71	ts1252g	57
9430477	315	9439075	317	9515-10	29	96061552	71	ts167s	84
9430478	315	9439076	317	9515-4	29	96062341	71	ts327s	84
9430479	315	9439078	317	9515-6	29	96062342	71	ts613g	57
9430498	315	9439079	317	9515-7	29	96062350	71	ts614g	57
9430715	314	9439109	213	9515-9	29	96062351	71	ts615g	57
9430718	314	9439125	157	9517-4v	141	96062352	71	ts623g	57
9430719	314	9439500	316	9517-6v	141	96062441	71	ts625g	57
9430721	314	9439633	212	9517-7v	141	96062442	71	ts635g	57
9432000	158	9441010	296	9517-9v	141	96062450	71	ts645g	57
9432001	158	9441050	296	95213-6	29	960624501	71	ts7632g	57
9432002	158	9441051	296	95215-6	29	96062451	71	ts9000g	332
9432003	158	9441065	296	95223-6	29	96062452	71	U25050	179
9432004	158	9441070	296	95225-6	29	96062541	71		
9432006	158	9441075	296	9523-1	29	96062542	71		
9432007	158	9441151	296	9523-10	29	96062550	71		
94325000	238	9441480	240	9523-4	29	960625501	71		
94325001	238	9441700	296	9523-6	29	96062551	71		
94325002	238	9473012	295	9523-7	29	96062552	71		
94325003	238	9473070	295	9523-9	29	967011155	207		
94325102	158	9473071	295	9524-1	29	967011355	207		
94325103	158	9473080	295	9524-10	29	968011355	208		
94326000	238	9473255	295	9524-4	29	9754100	119		
94326001	238	9473300	209	9524-6	29	9755090	119		
94326002	238	9473377	295	9524-7	29	9755091	119		
94326003	238	9473401	299	9524-9	29	9755095	119		
94326102	158	9473435	295	9525-1	29	9755096	119		
94326103	158	9473487	295	9525-10	29	9755098	119		
94327000	239	94741367	240	9525-4	29	9755099	119		
9433020	159	94741386	294	9525-6	29	9755100	119		
9433100	157,159	9474144	294	9525-7	29	9755101	119		
9433101	159	94741511	294	9525-9	29	9755102	119		
9433102	159	9474154	294	9527-4v	141	9755103	119		
9433103	159	94741905	209	9527-6v	141	9755104	119		
9433170	159	94742241	298	9527-7v	141	9755105	119		
9434150	211	94742242	298	9527-9v	141	980901506204-p	212		
9434151	211	94742249	298	9543014	258	9809051-p	212		
9434152	210	94742251	298	9544020	258	9848030	264		
9434250	211	9474320	294	9545069	292	9848050	264		
9434251	211	9474410	299	9545311	292	9848250	323		
9434252	210	9474584	294	9545312	292	9848251	323		
9436422	212	9474590	294	9605010	279	9848263	323		
9436432	212	9502619	299	9605056	279	d105-0	177		
9437113	315	9504020	293	9605105	279	d105-05	177		
9437114	315	9504103	293	9605150	279	d10570	177		
9437413	315	9504124	293	9605153	279	d10575	177		
9437420	212	9504138	293	9605159	279	e325-f	325		
9437430	212	9504368	298	9605320	279	e325-r	325		
9437454	315	9504376	298	9605351	279	tf9091	105		
9437560	315	9504400	209	96061341	71	tf9091g	105		
9438001	317	9504450	293	96061342	71	tf9092	105		
9438002	317	9504540	293	96061350	71	tf9092g	105		
9438413	317	9513-1	29	96061351	71	ti0007s	333		
9439001	316	9513-10	29	96061352	71	ti0207	333		
9439002	316	9513-4	29	96061441	71	tm43838s	86		



PCE GROUP Worldwide

Connection
to the future



Sri Lanka



switch to Quality!



Gaidorf (DE)



St. Martin/Innkreis (AT)

Rochlitz (DE)

Inzersdorf (AT)

Dzierżoniów (PL)

PCE ONLINE...



www.pcelectric.at

- PCE **Online catalog** with complete product line
- **Technical documentation**, data sheets, dimensional drawings, and 3D CAD-files
- Information on **brand new products**
- **Agenda, schedules** and information on PCE
- Prospectus material, videos, **data sheets** and product pictures for download



PCE Newsletter

Always up-to-date...

www.pcelectric.at/en/news-dates/newsletter-registration.html

Scan QR-code and subscribe:



PC Electric GmbH



pc_electric



PC Electric



pce-pcelectric-gmbh

PCE



MADE IN AUSTRIA

PCE

Connection
to the future

www.pcelectric.at

PC Electric GesmbH

Diesseits 145

4973 St. Martin im Innkreis

AUSTRIA

TEL +43 7751 61220

FAX +43 7751 6969

office@pcelectric.at



Print product with financial
climate contribution
ClimatePartner.com/53401-2401-1002



09808 Vers. 03/2024

No guarantee for technical changes or printing errors.
Deals are only closed by reference to our general terms and conditions!